Financial Report

For the period ending

August 31, 2023

Marion CUSD 2
Year to Date Revenue Overview (Education, Operations & Maintenance, Transportation, Illinois Municipal Retirement & Social Security, Working Cash, Tort)
August 2023

Local Revenue	State Revenue	Federal Revenue
$947,761	**$1,282,817**	**$806,957**
3.16% of Budget	9.68% of Budget	8.83% of Budget

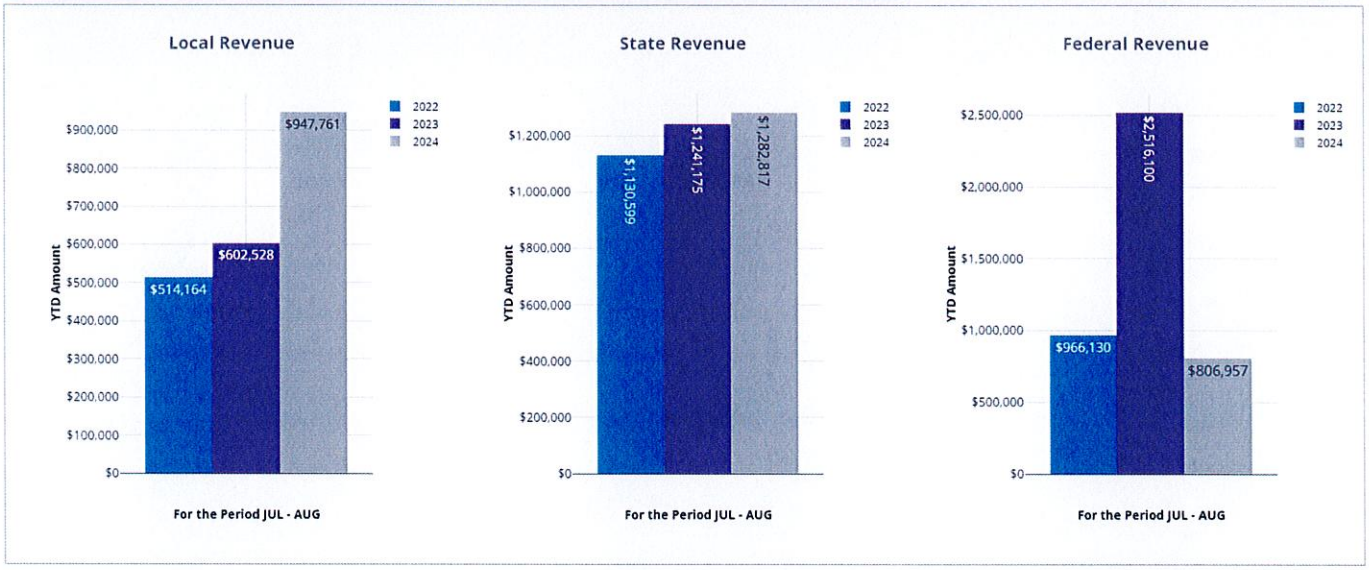

	FY 2022 YTD Amount	FY 2023 YTD Amount	FY 2024 YTD Amount	FY 2024 Annual Budget	FY 2024 % YTD Budget
LOCAL REVENUE					
1100 Ad Valorem Taxes	$0	$0	$6,188	$26,980,150	0.02%
1200 Payments in Lieu of Taxes	$213,367	$399,357	$418,083	$1,619,000	25.82%
1500 Earnings on Investments	$5,755	$11,218	$71,865	$290,475	24.74%
1600 Food Service	$3,074	$19,124	$52,848	$276,000	19.15%
1900 Other Revenue from Local Sources	$192,277	$156,495	$314,619	$591,400	53.20%
ALL OTHER LOCAL REVENUE	$99,691	$16,335	$84,157	$191,000	44.06%
TOTAL LOCAL REVENUE	$514,164	$602,528	$947,761	$29,948,025	3.16%
STATE REVENUE					
3000 Unrestricted Grants-in-Aid	$989,784	$1,071,550	$1,129,038	$12,419,419	9.09%
3100 Special Education	$11,194	$10,086	$14,621	$150,000	9.75%
3300 Bilingual Education	$10,456	$10,349	$719	$54,000	1.33%
3500 State Transportation Reimbursement	$119,166	$148,042	$137,623	$530,000	25.97%
ALL OTHER STATE REVENUE	$0	$1,148	$816	$96,450	0.85%
TOTAL STATE REVENUE	$1,130,599	$1,241,175	$1,282,817	$13,249,869	9.68%
TOTAL FEDERAL REVENUE	$966,130	$2,516,100	$806,957	$9,135,129	8.83%
TOTAL REVENUE	$2,610,893	$4,359,803	$3,037,535	$52,333,023	5.8%

Revenue Insight:

Operating Funds (excluding transfers) YTD revenues totaled $3,037,535 through August 2023 , which is -$1,322,268 or -43.5% less than the amount received last year for this period. The YTD difference is driven by a decrease in 4000 Federal Sources of -$1,709,143, an increase in 1000 Local Sources of $345,232, and an increase in 3000 State Sources of $41,642.

Marion CUSD 2
Year to Date Expense Overview (Education, Operations & Maintenance, Transportation, Illinois Municipal Retirement & Social Security, Working Cash, Tort)
August 2023

Salaries and Benefits	Purchased Services	Supplies & Materials
$4,322,487	**$1,658,389**	**$359,271**
13.16% of Budget	13.57% of Budget	8.42% of Budget

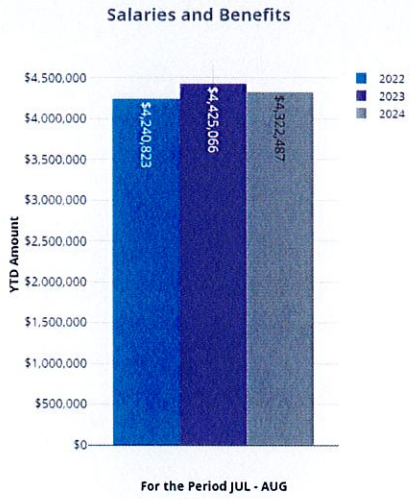

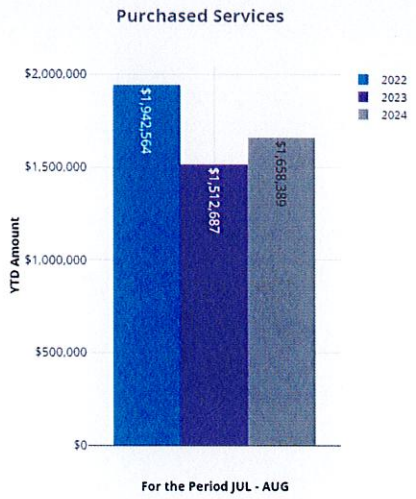

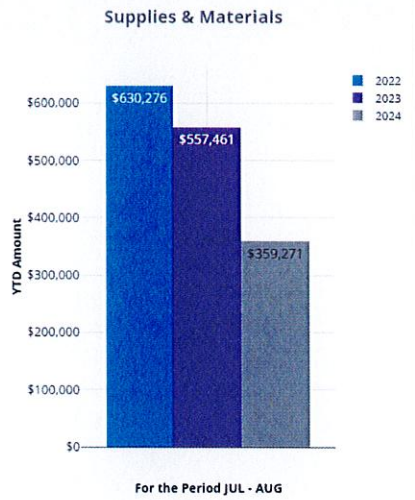

	FY 2022 YTD Amount	FY 2023 YTD Amount	FY 2024 YTD Amount	FY 2024 Annual Budget	FY 2024 % YTD Budget
SALARIES AND BENEFITS					
100 Salaries	$3,454,304	$3,611,371	$3,574,618	$25,095,244	14.24%
200 Benefits	$786,519	$813,694	$747,869	$7,738,906	9.66%
TOTAL SALARIES AND BENEFITS	$4,240,823	$4,425,065	$4,322,487	$32,834,150	13.16%
300 Purchased Services	$1,942,564	$1,512,687	$1,658,389	$12,222,445	13.57%
400 Supplies & Materials	$630,276	$557,461	$359,271	$4,265,224	8.42%
500 Capital Outlay	$25,051	$3,672,263	$1,620,128	$2,420,578	66.93%
600 Other Objects	$15,445	$18,999	$10,574	$89,850	11.77%
700 Non-Capitalized Equipment	$0	$0	$0	$0	$0
800 Termination Benefits	$50,383	$107,465	$39,549	$39,550	100.00%
TOTAL ALL OTHER	$2,663,719	$5,868,875	$3,687,911	$19,037,647	19.37%
TOTAL EXPENSES	$6,904,542	$10,293,940	$8,010,398	$51,871,797	15.44%

Expense Insights:

Operating Funds (excluding transfers) YTD expenses totaled $8,010,397 through August 2023 , which is -$2,283,543 or -28.5% less than the amount spent last year for this period. The YTD difference is driven by a decrease in 500 Capital Outlay of -$2,052,135, a decrease in 400 Supplies & Materials of -$198,190, and an increase in 300 Purchased Services of $145,701.

FDTLOC FUNC OBJ SJ SOURCE	Account Level Description	Ending Balance
A Asset		
10A000 1110 0000 00 000000	IMPREST, ADM, HS	27,000.48
10A000 1120 0000 00 000000	CASH IN BANK	3,477,392.66
10A000 1130 0000 00 000000	PETTY CASH	800.00
10A000 1140 0000 00 000000	HEALTH INSURANCE CHECKING	1,471,909.62
10A000 1210 0000 00 000000	PNB CDs	3,031,601.80
10A000 1260 0000 00 000000	Activity Account	0.00
10A000 1300 0000 00 000000	EDUC. TRANSF FROM W CASH	0.00
10A000 1310 0000 00 000000	TAXES RECEIVABLE	-0.31
10A000 1410 0000 00 000000	DUE TO ED FROM TORT	0.00
10A000 1410 0000 00 000002	ED LOAN TO O&M FUND	0.00
10A000 1410 0000 00 000004	LOAN TO TRANSPORTATION FUND	0.00
10A000 1410 0000 00 000008	ED LOAN TO TORT FUND	0.00
10A000 1530 0000 00 000000	GRANTS RECEIVABLE	-0.26
10A000 1610 0000 00 000001	18-19 LOAN TO VOCATIONAL DIST	0.00
10A000 1610 0000 00 000003	17-18 CTEI VOCATION LOAN	0.00
10A000 1610 0000 02 000002	13-14 LOAN TO PRE-K	-0.10
10A000 1610 0000 04 000004	11-12 LOAN PRE-K	0.29
10A000 1630 0000 00 000000	INSURANCE RECEIVABLE	0.21
10A000 1720 0000 00 000000	BUILDING TRADES HOUSE	0.00
10A--- ---- ---- -- ------		8,008,704.39
L Liability		
10L000 4110 0000 00 000000	EDUC.FROM BLDG FUND	0.00
10L000 4110 0000 00 000001	LOAN FROM WC	0.00
10L000 4110 0000 00 000002	LOAN FROM TRANS	0.00
10L000 4200 0000 00 000000	ACCRUED PAYROLL	0.00
10L000 4310 0000 00 000000	ACCOUNTS PAYABLE	-0.25
10L000 4340 0000 00 000000	ED LOAN FROM TRANS	0.00
10L000 4610 0000 00 000000	LINE OF CREDIT	0.00
10L000 4650 0000 00 000000	BIKING FOR BOOKS	0.00
10L000 4710 0000 00 000000	ACCRUED SALARIES AND BENEFITS	-64.87
10L000 4810 0000 00 000451	EDUCATION TRS	0.36
10L000 4810 0000 00 000452	FIT	0.00
10L000 4810 0000 00 000453	SIT	0.03
10L000 4810 0000 00 000454	IMRF	0.00
10L000 4810 0000 00 000455	ANNUITIES	0.00
10L000 4810 0000 00 000456	HEALTH INSURANCE	0.00
10L000 4810 0000 00 000457	FICA	0.00
10L000 4810 0000 00 000458	MEDICARE	0.00
10L000 4810 0000 00 000459	CREDIT UNION & DUES	0.00
10L000 4810 0000 00 000460	UNITED WAY	0.00
10L000 4810 0000 00 000461	UNIT 2 FOUNDATION	0.00
10L000 4810 0000 00 000462	CIRCUIT CLERK	0.00
10L000 4810 0000 00 000464	KIDS FOUNDATION	0.00
10L000 4810 1000 00 000458	FICA/MEDICARE	0.00
10L000 4910 0000 00 000000	DEFERRED REVENUE	-0.27
10L000 4930 0000 00 000000	Activity Account	0.00
10L000 4980 0000 00 000000		0.00
10L000 4990 0000 00 000000	CONTINGENT HEALTH INSURANCE LI	-0.04
10L000 4990 0000 00 000003	Property Tax Building Trades	-120.56
10L000 5500 0000 00 000000	CONTINGENT HEALTH INS LIAB.	-69,425.46

FDTLOC FUNC OBJ SJ SOURCE	Account Level Description	Ending Balance
L	Liability	
10L--- ---- ---- -- ------		-69,611.06
Q	Equity	
10Q000 7030 0000 00 000002	RESTRICTED FUND BAL HEALTH INS	0.00
10Q000 7130 0000 00 000000	RESERVE FOR ENCUMBRANCES	0.00
10Q000 7300 0000 00 000000	EDUCATION FUND BALANCE	-7,939,093.33
10Q--- ---- ---- -- ------		-7,939,093.33
10---- ---- ---- -- ------		0.00
A	Asset	
11A000 1260 0000 00 000000	ACTIVITY FUND CASH	479,070.43
11A--- ---- ---- -- ------		479,070.43
L	Liability	
11L000 4930 0000 00 000000	ACTIVITY FUND LIABILITY	0.00
11L--- ---- ---- -- ------		0.00
Q	Equity	
11Q000 7150 0000 00 000000	ACTIVITY FUND BALANCE	0.00
11Q000 7300 0000 00 000000	ACTIVITY ACCOUNT FUND BALANCE	-479,070.43
11Q--- ---- ---- -- ------		-479,070.43
11---- ---- ---- -- ------		0.00
A	Asset	
20A000 1120 0000 00 000000	CASH IN BANK	1,030,514.33
20A000 1310 0000 00 000001	ALLOWANCE ACCOUNT	0.00
20A000 1410 0000 00 000000	O&M LOAN TO ED	-38.46
20A000 1410 0000 00 000001	OM LOAN TO CAPITAL PROJECTS	0.00
20A000 1510 0000 00 000000	O&M LOAN TO ED	0.00
20A--- ---- ---- -- ------		1,030,475.87
L	Liability	
20L000 4110 0000 00 000000	LOAN FROM WC	0.00
20L000 4110 0000 00 000001	LOAN FROM ED FUND	0.00
20L000 4110 0000 00 000002	LOAN FROM TRANSPORTATION	0.00
20L000 4200 0000 00 000000	ACCRUED PAYROLL	0.00
20L000 4310 0000 00 000000	ACCOUNTS PAYABLE	-0.02
20L000 4410 0000 00 000000	HS FIRE RESTORATION (INSURANCE	0.00

FDTLOC FUNC OBJ SJ SOURCE	Account Level Description	Ending Balance
L	Liability	
20L000 4710 0000 00 000000	ACCRUED SALARIES AND BENEFITS	-0.36
20L000 4810 0000 00 000451	TRS	0.00
20L000 4810 0000 00 000452	FIT	0.00
20L000 4810 0000 00 000453	SIT	0.00
20L000 4810 0000 00 000454	IMRF	0.00
20L000 4810 0000 00 000455	ANNUITIES	42.20
20L000 4810 0000 00 000456	HEALTH INSURANCE	-42.40
20L000 4810 0000 00 000457	FICA	0.00
20L000 4810 0000 00 000458	MEDICARE	0.00
20L000 4810 0000 00 000459	CREDIT UNION, UNION DUES	0.00
20L000 4810 0000 00 000460	UNITED WAY	0.00
20L000 4810 0000 00 000462	CIRCUIT CLERK	0.00
20L000 4810 1000 00 000458	FICA/MEDICARE	0.00
20L000 4910 0000 00 000000	DEFERRED REVENUE	-0.40
20L000 4980 0000 00 000000		0.00
20L000 4990 0000 00 000000	PROPERTY TAX ON PURCHASE OF PR	3.53
20L--- ---- ---- -- ------		2.55
Q	Equity	
20Q000 7130 0000 00 000000	RESERVE FOR ENCUMBRANCES	0.00
20Q000 7300 0000 00 000000	OM FUND BALANCE	-1,030,478.42
20Q--- ---- ---- -- ------		-1,030,478.42
20---- ---- ---- -- ------		0.00
A	Asset	
21A000 1120 0000 00 000000	CASH IN BANK	26,466.93
21A000 1210 0000 00 000000	LEASE DEPOSIT	0.00
21A--- ---- ---- -- ------		26,466.93
L	Liability	
21L000 4310 0000 00 000000	ACCOUNTS PAYABLE	0.27
21L000 4910 0000 00 000000	DEFERRED REVENUE	0.13
21L000 5900 0000 00 000000	LT LIAB - COMPUTERS	0.00
21L000 5990 0000 00 000000	LEASE: LT LIAB - COMPUTERS	0.25
21L--- ---- ---- -- ------		0.65
Q	Equity	
21Q000 7300 0000 00 000000	OM LEASE FUND BALANCE	-26,467.58
21Q--- ---- ---- -- ------		-26,467.58
21---- ---- ---- -- ------		0.00

FDTLOC FUNC OBJ SJ SOURCE	Account Level Description	Ending Balance
A	Asset	
30A000 1120 0000 00 000000	CASH IN BANK	3,224.58
30A--- ---- ---- -- ------		3,224.58
L	Liability	
30L000 4310 0000 00 000000	ACCOUNTS PAYABLE	0.00
30L000 4910 0000 00 000000	DEFERRED REVENUE	0.42
30L--- ---- ---- -- ------		0.42
Q	Equity	
30Q000 7300 0000 00 000000	DEBT SERVICE FUND BALANCE	-3,225.00
30Q--- ---- ---- -- ------		-3,225.00
30---- ---- ---- -- ------		0.00
A	Asset	
40A000 1120 0000 00 000000	CASH IIN BANK	1,726,610.16
40A000 1410 0000 00 000000	TRANS LOAN TO ED	0.00
40A000 1420 0000 00 000000	LOAN TO O&M FUND	0.00
40A000 1510 0000 00 000000	TRANS LOAN TO ED	0.00
40A000 1530 0000 00 000000	GRANTS RECEIVABLE	0.28
40A000 1610 0000 00 000000	OTHER RECEIVABLES	0.00
40A000 1610 0000 00 000001	20-21 LOAN TO WCES	0.00
40A--- ---- ---- -- ------		1,726,610.44
L	Liability	
40L000 4110 0000 00 000000	LOAN FROM ED FUND	0.00
40L000 4200 0000 00 000000	ACCRUED PAYROLL	0.00
40L000 4310 0000 00 000000	ACCOUNTS PAYABLE	0.00
40L000 4310 0000 00 000001	AMERICAN EXPRESS LIABILITY	0.00
40L000 4650 0000 00 000000	BIKING FOR BOOKS	0.00
40L000 4710 0000 00 000000	ACCRUED SALARIES AND BENEFITS	-0.06
40L000 4810 0000 00 000451	TRS	0.00
40L000 4810 0000 00 000452	FIT	0.00
40L000 4810 0000 00 000453	SIT	0.00
40L000 4810 0000 00 000455	TORT: ANNUITIES	0.00
40L000 4810 0000 00 000456	HEALTH INSURANCE	0.00
40L000 4810 0000 00 000457	FICA	0.00
40L000 4810 0000 00 000458	MEDICARE	0.00
40L000 4810 1000 00 000458	FICA/MEDICARE	0.00
40L000 4910 0000 00 000000	DEFERRED REVENUE	-0.47
40L000 4980 0000 00 000000	ACCRUED EXPENSES	0.00
40L--- ---- ---- -- ------		-0.53

FDTLOC FUNC OBJ SJ SOURCE	Account Level Description	Ending Balance
Q Equity		
40Q000 7130 0000 00 000000	RESERVE FOR ENCUMBRANCES	0.00
40Q000 7300 0000 00 000000	TRANSPORTATION FUND BALANCE	-1,726,609.91
40Q--- ---- ---- -- ------		-1,726,609.91
40---- ---- ---- -- ------		0.00
A Asset		
50A000 1120 0000 00 000000	CASH IN BANK	249,480.10
50A--- ---- ---- -- ------		249,480.10
L Liability		
50L000 4310 0000 00 000000	ACCOUNTS PAYABLE	0.00
50L000 4710 0000 00 000000	ACCRUED SALARIES AND BENEFITS	0.00
50L000 4910 0000 00 000000	DEFERRED REVENUE	-0.12
50L000 4980 0000 00 000000		0.00
50L--- ---- ---- -- ------		-0.12
Q Equity		
50Q000 7300 0000 00 000000	IMRF/SS FUND BALANCE	-249,479.98
50Q--- ---- ---- -- ------		-249,479.98
50---- ---- ---- -- ------		0.00
A Asset		
51A000 1120 0000 00 000000	CASH IN BANK	466,871.98
51A--- ---- ---- -- ------		466,871.98
L Liability		
51L000 4310 0000 00 000000	ACCOUNTS PAYABLE	0.00
51L000 4710 0000 00 000000	Accrued Salaries and Benefits	0.00
51L000 4980 0000 00 000000		0.00
51L--- ---- ---- -- ------		0.00
Q Equity		
51Q000 7300 0000 00 000000		-466,871.98
51Q--- ---- ---- -- ------		-466,871.98
51---- ---- ---- -- ------		0.00

FDTLOC FUNC OBJ SJ SOURCE	Account Level Description	Ending Balance
A Asset		
60A000 1120 0000 00 000000	CASH IN BANK	2,575,076.76
60A000 2200 0000 00 000000	LAND PURCHASE	0.00
60A--- ---- ---- -- ------		2,575,076.76
L Liability		
60L000 4110 0000 00 000000	LOAN FROM OM	0.00
60L000 4310 0000 00 000000	ACCOUNTS PAYABLE	-0.41
60L000 4910 0000 00 000000	DEFERRED REVENUE	0.00
60L000 4990 0000 00 000000	PROPERTY TAX OWED FOR LOT 2014	-455.66
60L--- ---- ---- -- ------		-456.07
Q Equity		
60Q000 7130 0000 00 000000	RESERVE FOR ENCUMBRANCES	0.00
60Q000 7300 0000 00 000000	CAPITAL PROJECTS FUND BALANCE	-2,574,620.69
60Q--- ---- ---- -- ------		-2,574,620.69
60---- ---- ---- -- ------		0.00
A Asset		
70A000 1120 0000 00 000000	CASH IN BANK	9,100.17
70A000 1410 0000 00 000000	WC LOAN TO ED	0.00
70A000 1410 0000 00 000001	WC LOAN TO OM	0.00
70A000 1510 0000 00 000000	LOAN TO EDUCATION FUND	0.00
70A--- ---- ---- -- ------		9,100.17
L Liability		
70L000 4310 0000 00 000000	ACCOUNTS PAYABLE	0.00
70L000 4910 0000 00 000000	DEFERRED REVENUE	0.38
70L--- ---- ---- -- ------		0.38
Q Equity		
70Q000 7300 0000 00 000000	WORKING CASH FUND BALANCE	-9,100.55
70Q--- ---- ---- -- ------		-9,100.55
70---- ---- ---- -- ------		0.00

FDTLOC FUNC OBJ SJ SOURCE	Account Level Description	Ending Balance
A	Asset	
80A000 1120 0000 00 000000	CASH IN BANK	217,053.14
80A--- ---- ---- -- ------		217,053.14
L	Liability	
80L000 4110 0000 00 000000	DUE TO ED FROM TORT	0.00
80L000 4110 0000 00 000001	LOAN FROM ED FUND	0.00
80L000 4310 0000 00 000000	ACCOUNTS PAYABLE	0.00
80L000 4810 0000 00 000451	TRS	0.00
80L000 4810 0000 00 000452	FIT	0.00
80L000 4810 0000 00 000453	SIT	0.00
80L000 4810 0000 00 000454	IMRF	0.00
80L000 4810 0000 00 000455	ANNUTIES	0.00
80L000 4810 0000 00 000456	HEALTH INSURANCE	0.00
80L000 4810 0000 00 000457	FICA	0.00
80L000 4810 0000 00 000458	MEDICARE	0.00
80L000 4810 0000 00 000459	CU/DUES	0.00
80L000 4810 0000 00 000460	UNITED WAY	0.00
80L000 4810 0000 00 000461	UNIT 2 FOUNDATION	0.00
80L000 4810 0000 00 000462	CIRCUIT CLERK	0.00
80L000 4810 0000 00 000464	KIDS FOUNDATION	0.00
80L000 4810 1000 00 000458	FICA/MEDICARE	0.00
80L000 4910 0000 00 000000	DEFERRED REVENUE	0.00
80L--- ---- ---- -- ------		0.00
Q	Equity	
80Q000 7130 0000 00 000000	RESERVE FOR ENCUMBRANCES	0.00
80Q000 7300 0000 00 000000	TORT FUND BALANCE	-217,053.14
80Q--- ---- ---- -- ------		-217,053.14
80---- ---- ---- -- ------		0.00
A	Asset	
90A000 1120 0000 00 000000	CASH IN BANK	659,048.23
90A--- ---- ---- -- ------		659,048.23
L	Liability	
90L000 4310 0000 00 000000	ACCOUNTS PAYABLE	-0.50
90L000 4910 0000 00 000000	DEFERRED REVENUE	-0.48
90L--- ---- ---- -- ------		-0.98

FDTLOC FUNC OBJ SJ SOURCE Q Equity	Account Level Description	Ending Balance
90Q000 7130 0000 00 000000	RESERVE FOR ENCUMBRANCES	0.00
90Q000 7300 0000 00 000000	FP&S FUND BALANCE	-659,047.25
90Q--- ---- ---- -- ------		-659,047.25
90---- ---- ---- -- ------		0.00
Grand Asset Totals		15,451,183.02
Grand Liability Totals		-70,064.76
Grand Equity Totals		-15,381,118.26
Grand Totals		0.00

Number of Accounts: 172

********** End of report **********

CHECK NUMBER	CHECK DATE	VENDOR	INVOICE NUMBER	ACCOUNT NUMBER	INVOICE DESCRIPTION	AMOUNT
72739	08/23/2023	HOME DEPOT CREDIT SE	06212023	20E000 2542 4100 00 000000	Maintenance Supplies	-565.94
					Totals for 72739	-565.94
72795	08/25/2023	CONNECTICUT-CCSPC	20230825AD	20L000 4810 0000 00 000462	Payroll accrual	108.63
					Totals for 72795	108.63
72796	08/25/2023	ILL STATE DISB UNIT	20230825AD	20L000 4810 0000 00 000462	Payroll accrual	167.59
72796	08/25/2023	ILL STATE DISB UNIT	20230825AD	10L000 4810 0000 00 000462	Payroll accrual	200.00
72796	08/25/2023	ILL STATE DISB UNIT	20230825AD	10L000 4810 0000 00 000462	Payroll accrual	651.00
					Totals for 72796	1,018.59
72797	08/25/2023	KIDS FOUNDATION	20230825AD	10L000 4810 0000 00 000464	Payroll accrual	60.00
					Totals for 72797	60.00
72798	08/25/2023	LABORERS' LOCAL 773	20230825AD	20L000 4810 0000 00 000459	Payroll accrual	504.00
					Totals for 72798	504.00
72799	08/25/2023	LOCAL 773	20230825AD	10L000 4810 0000 00 000459	Payroll accrual	177.50
					Totals for 72799	177.50
72800	08/25/2023	MARION UNIT 2 FOUNDA	20230825AD	10L000 4810 0000 00 000461	Payroll accrual	77.00
					Totals for 72800	77.00
72801	08/25/2023	NIKKI TRAVELSTEAD201	20230825AD	10L000 4810 0000 00 000462	Payroll accrual	250.00
					Totals for 72801	250.00
72802	08/25/2023	SIU CREDIT UNION	20230825AD	10L000 4810 0000 00 000459	Payroll accrual	850.00
					Totals for 72802	850.00
72803	08/24/2023	BLICK ART MATERIALS	1265031	10E935 1250 4100 00 000004	INSTRUCTIONAL MATERIALS REQUEST FORM MJHS ART (POWELL) **DELAY SHIPMENT UNTIL 8/1	371.92
					Totals for 72803	371.92
72804	08/24/2023	CAROLINA BIOLOGICAL	52239751RI	10E935 1250 4100 00 000004	INSTRUCTIONAL MATERIALS REQUEST FORM MJHS SCIENCE DEPARTMENT **DELAY SHIPPING UNTIL 8/1	334.84
					Totals for 72804	334.84
72805	08/24/2023	DREAMBOX LEARNING	DB06221010	10E935 1250 4100 00 000004	Reading Plus Licenses Dreambox Software and Services 201 licenses for 12 month period from 9-1-23 to 8-31-2024	3,000.00
72805	08/24/2023	DREAMBOX LEARNING	DB06221010	10E935 1250 4100 00 000005	Reading Plus Licenses Dreambox Software and Services 201 licenses for 12 month period from 9-1-23 to 8-31-2024	5,432.78
72805	08/24/2023	DREAMBOX LEARNING	DB06221010	10E965 1250 4100 30 000000	Reading Plus Licenses Dreambox Software and Services 201 licenses for 12 month period from 9-1-23 to 8-31-2024	2,321.22
					Totals for 72805	10,754.00
72806	08/24/2023	FIRST ILLINOIS ROBOT	41376-01	10E935 1250 4100 00 000004	INSTRUCTIONAL MATERIALS REQUEST MJHS ROBOTICS **DELAY SHIPMENT UNTIL 8/1	350.00
					Totals for 72806	350.00
72807	08/24/2023	FLINN SCIENTIFIC INC	2895555	10E935 1250 4100 00 000004	INSTRUCTIONAL MATERIALS REQUEST FORM MJHS SCIENCE DEPARTMENT ***DELAY SHIPMENT UNTIL AUG. 1	1,944.23
					Totals for 72807	1,944.23
72808	08/24/2023	GOPHER PERFORMANCE	IN305235	10E935 1250 4100 00 000005	S. BAKER INSTRUCTIONAL	1,939.61

CHECK NUMBER	CHECK DATE	VENDOR	INVOICE NUMBER	ACCOUNT NUMBER	INVOICE DESCRIPTION	AMOUNT
					MATERIALS	
					Totals for 72808	1,939.61
72809	08/24/2023	HALE'S AUTOMOTIVE	75325-7531	20E000 2545 3230 00 000000	Maintenance Truck repairs	277.28
					Totals for 72809	277.28
72810	08/24/2023	HOME DEPOT CREDIT SE	07/21/2023	20E000 2542 4100 00 000000	Maintenance Supplies	1,075.66
					Totals for 72810	1,075.66
72811	08/24/2023	IASA-SHAWNEE DIVISIO	Becky Moss	10E000 2321 6400 00 000000	IASA Shawnee Division Dues	100.00
					Totals for 72811	100.00
72812	08/24/2023	LARRY'S HOUSE OF CAK	20	10E000 1101 4100 00 000000	ELEMENTARY/MJH REGISTRATION	37.27
72812	08/24/2023	LARRY'S HOUSE OF CAK	20	10E000 1101 4100 00 000000	ELEMENTARY/MJH REGISTRATION	0.00
					Totals for 72812	37.27
72813	08/24/2023	LEGO EDUCATION	1190560233	10E935 1250 4100 00 000004	INSTRUCTIONAL MATERIALS REQUEST FORM ROBOTICS DELAY SHIPMENT UNTIL 8/1	5,339.00
					Totals for 72813	5,339.00
72814	08/24/2023	LITTLE TRACTOR & EQU	98333	20E000 2543 4100 00 000000	Maintenance equipment	44.94
					Totals for 72814	44.94
72815	08/24/2023	MCMASTERS CARR	11857760	20E000 2542 4100 00 000000	Maintenance supplies	201.91
					Totals for 72815	201.91
72816	08/24/2023	NASCO-FORT ATKINSON	472368	10E935 1250 4100 00 000005	K. SIMMERMAN INSTRUCTIONAL MATERIALS	474.96
					Totals for 72816	474.96
72817	08/24/2023	NATIONAL ELEVATOR IN	23012603	20E000 2542 3190 00 000000	Mjhs - Elevator inspection	95.00
					Totals for 72817	95.00
72818	08/24/2023	ORANGE, SHANE	MJHS	20E000 2543 3190 00 000000	TRIMMING	85.00
					Totals for 72818	85.00
72819	08/24/2023	PATE, MATTHEW	12903	10E204 1102 4100 00 000000	TROUBLE SHOOTING AND PHONE PROGRAMMING AT MJHS (2022-23 SCHOOL YEAR) 1 REPLACEMENT PHONE AND HANDSET	325.00
					Totals for 72819	325.00
72820	08/24/2023	RENT ALL SALES	Statement	20E000 2542 3190 00 000000	equipment rental	159.70
					Totals for 72820	159.70
72821	08/24/2023	SCHOOL FIX CATALOG	537756	10E935 1250 4100 00 000004	INSTRUCTIONAL MATERIALS REQUEST FOR ADRIENNE TRAINOR **PLEASE DELAY SHIPMENT UNTIL AUGUST 1ST	57.01
					Totals for 72821	57.01
72822	08/24/2023	SCHOOL SPECIALTY, LL	3081043282	10E935 1250 4100 00 000004	Invoice Number 208132754181 INSTRUCTIONAL MATERIALS REQUEST FOR 2023-2024 MJHS SCIENCE DEPARTMENT *DELAY SHIPPING UNTIL AUGUST 1	356.75
					Totals for 72822	356.75
72823	08/31/2023	AMEREN ILLINOIS	September	20E000 2542 4650 00 000011	District - Gas	67.53
72823	08/31/2023	AMEREN ILLINOIS	September	20E107 2542 4650 00 000000	District - Gas	575.41
72823	08/31/2023	AMEREN ILLINOIS	September	20E108 2542 4650 00 000000	District - Gas	660.74
72823	08/31/2023	AMEREN ILLINOIS	September	20E109 2542 4650 00 000000	District - Gas	508.09
72823	08/31/2023	AMEREN ILLINOIS	September	20E110 2542 4650 00 000000	District - Gas	106.97
72823	08/31/2023	AMEREN ILLINOIS	September	20E204 2542 4650 00 000000	District - Gas	1,589.58
72823	08/31/2023	AMEREN ILLINOIS	September	20E303 2542 4650 00 000000	District - Gas	690.69
					Totals for 72823	4,199.01
72824	08/31/2023	BEKNOWN, LLC	Marion, IL	10E303 1103 4100 00 000003	MHS- GUEST SPEAKER FOR MHS STUDENTS- BE KNOWN LLC	2,467.00
					Totals for 72824	2,467.00
72825	08/31/2023	CARNEGIE LEARNING	1037029	10E935 1250 4100 00 000004	teacher editions for upgraded	1,529.55

CHECK NUMBER	CHECK DATE	VENDOR	INVOICE NUMBER	ACCOUNT NUMBER	INVOICE DESCRIPTION	AMOUNT
					Carnegie math	
					Totals for 72825	1,529.55
72826	08/31/2023	CONSTELLATION NEW EN	3797870	20E000 2542 4650 00 000011	District Gas	2.30
72826	08/31/2023	CONSTELLATION NEW EN	3797870	20E107 2542 4650 00 000000	District Gas	136.73
72826	08/31/2023	CONSTELLATION NEW EN	3797870	20E108 2542 4650 00 000000	District Gas	188.06
72826	08/31/2023	CONSTELLATION NEW EN	3797870	20E109 2542 4650 00 000000	District Gas	131.72
72826	08/31/2023	CONSTELLATION NEW EN	3797870	20E110 2542 4650 00 000000	District Gas	49.28
72826	08/31/2023	CONSTELLATION NEW EN	3797870	20E204 2542 4650 00 000000	District Gas	285.93
72826	08/31/2023	CONSTELLATION NEW EN	3797870	20E303 2542 4650 00 000000	District Gas	373.07
					Totals for 72826	1,167.09
72827	08/31/2023	HALLS SERVICE LLC A/	Multiple	10E204 2560 3230 84 000000	Work on Ice machine-Jefferson Invoices: 27940 28081 27993 27968 27971 28030 28010	1,179.07
72827	08/31/2023	HALLS SERVICE LLC A/	Multiple	10E107 2560 3230 84 000000	Work on Ice machine-Jefferson Invoices: 27940 28081 27993 27968 27971 28030 28010	433.37
72827	08/31/2023	HALLS SERVICE LLC A/	Multiple	10E109 2560 3230 84 000000	Work on Ice machine-Jefferson Invoices: 27940 28081 27993 27968 27971 28030 28010	436.21
72827	08/31/2023	HALLS SERVICE LLC A/	Multiple	10E110 2560 3230 84 000000	Work on Ice machine-Jefferson Invoices: 27940 28081 27993 27968 27971 28030 28010	1,872.28
					Totals for 72827	3,920.93
72828	08/31/2023	MARTIN ELECTRIC INC	17606	20E000 2542 3190 00 000000	control panel and intercom system labor	450.00
					Totals for 72828	450.00
72829	08/31/2023	PRAIRIE FARMS DAIRY	May/Jume 2	10E000 2560 4100 84 429900	Milk	924.04
					Totals for 72829	924.04
72830	08/31/2023	SOUTHERN ILLINOIS WA	Multiple	20E000 2543 3210 00 000000	waste container delivery Invoices: 68140 68688 69274 69488 69696	2,125.00
					Totals for 72830	2,125.00
72831	08/31/2023	TERMINIX	See Descri	20E000 2542 3210 00 000000	pest control invoice #43509890/bus barn Invoices: 435309890 435363241 435661577 435661090 435491271	140.00
72831	08/31/2023	TERMINIX	See Descri	20E303 2542 3210 00 000000	pest control invoice #43509890/bus barn Invoices: 435309890 435363241 435661577 435661090 435491271	60.00
72831	08/31/2023	TERMINIX	See Descri	20E107 2542 3210 00 000000	pest control invoice #43509890/bus barn Invoices: 435309890 435363241 435661577 435661090 435491271	60.00
72831	08/31/2023	TERMINIX	See Descri	20E109 2542 3210 00 000000	pest control invoice #43509890/bus barn Invoices: 435309890 435363241 435661577 435661090 435491271	92.00
					Totals for 72831	352.00
72832	08/31/2023	WALMART COMMUNITY	08192023	10E110 1101 4100 00 000000	socks for MV student	17.98
					Totals for 72832	17.98
					Totals for checks	43,956.46

F U N D S U M M A R Y

FUND	DESCRIPTION	BALANCE SHEET	REVENUE	EXPENSE	TOTAL
10	EDUCATIONAL FUND	2,265.50	0.00	31,244.09	33,509.59
20	OPERATIONS & MAINTENANCE FUND	780.22	0.00	9,666.65	10,446.87
*** Fund Summary Totals ***		3,045.72	0.00	40,910.74	43,956.46

********** End of report **********

CHECK NUMBER	CHECK DATE	VENDOR	ACCOUNT NUMBER	INVOICE DESCRIPTION	AMOUNT
202300037	08/25/2023	COMMON REMITTER	10L000 4810 0000 00 00045	Payroll accrual	197.08
202300037	08/25/2023	COMMON REMITTER	10L000 4810 0000 00 00045	Payroll accrual	3,838.00
202300037	08/25/2023	COMMON REMITTER	10L000 4810 0000 00 00045	Payroll accrual	147.54
				Totals for 202300037	4,182.62
202300038	08/25/2023	ILLINOIS DEPT OF REV	10L000 4810 0000 00 00045	Payroll accrual	38,677.82
202300038	08/25/2023	ILLINOIS DEPT OF REV	20L000 4810 0000 00 00045	Payroll accrual	2,675.98
202300038	08/25/2023	ILLINOIS DEPT OF REV	40L000 4810 0000 00 00045	Payroll accrual	42.07
202300038	08/25/2023	ILLINOIS DEPT OF REV	10L000 4810 0000 00 00045	Payroll accrual	303.00
				Totals for 202300038	41,698.87
202300039	08/25/2023	ILLINOIS MUNICIPAL	10L000 4810 0000 00 00045	Payroll accrual	358.84
202300039	08/25/2023	ILLINOIS MUNICIPAL	20L000 4810 0000 00 00045	Payroll accrual	797.62
202300039	08/25/2023	ILLINOIS MUNICIPAL	10L000 4710 0000 00 00000	Payroll accrual	5,912.34
202300039	08/25/2023	ILLINOIS MUNICIPAL	20L000 4710 0000 00 00000	Payroll accrual	2,662.80
202300039	08/25/2023	ILLINOIS MUNICIPAL	40L000 4710 0000 00 00000	Payroll accrual	42.67
202300039	08/25/2023	ILLINOIS MUNICIPAL	51L000 4710 0000 00 00000	Payroll accrual	16,910.13
				Totals for 202300039	26,684.40
202300040	08/25/2023	INTERNAL REVENUE SER	10L000 4810 0000 00 00045	Payroll accrual	8,812.12
202300040	08/25/2023	INTERNAL REVENUE SER	20L000 4810 0000 00 00045	Payroll accrual	3,747.75
202300040	08/25/2023	INTERNAL REVENUE SER	40L000 4810 0000 00 00045	Payroll accrual	55.34
202300040	08/25/2023	INTERNAL REVENUE SER	10L000 4810 0000 00 00045	Payroll accrual	69,490.83
202300040	08/25/2023	INTERNAL REVENUE SER	20L000 4810 0000 00 00045	Payroll accrual	3,376.12
202300040	08/25/2023	INTERNAL REVENUE SER	40L000 4810 0000 00 00045	Payroll accrual	83.53
202300040	08/25/2023	INTERNAL REVENUE SER	10L000 4810 0000 00 00045	Payroll accrual	11,806.89
202300040	08/25/2023	INTERNAL REVENUE SER	20L000 4810 0000 00 00045	Payroll accrual	876.46
202300040	08/25/2023	INTERNAL REVENUE SER	40L000 4810 0000 00 00045	Payroll accrual	12.94
202300040	08/25/2023	INTERNAL REVENUE SER	10L000 4810 0000 00 00045	Payroll accrual	4,125.25
202300040	08/25/2023	INTERNAL REVENUE SER	20L000 4810 0000 00 00045	Payroll accrual	25.00
202300040	08/25/2023	INTERNAL REVENUE SER	50L000 4710 0000 00 00000	Payroll accrual	12,615.21
202300040	08/25/2023	INTERNAL REVENUE SER	50L000 4710 0000 00 00000	Payroll accrual	12,696.29
				Totals for 202300040	127,723.73
202300041	08/25/2023	TEACHER HEALTH INS S	10L000 4810 0000 00 00045	Payroll accrual	1.22
202300041	08/25/2023	TEACHER HEALTH INS S	10L000 4710 0000 00 00000	Payroll accrual	776.89
202300041	08/25/2023	TEACHER HEALTH INS S	10L000 4710 0000 00 00000	Payroll accrual	0.90
				Totals for 202300041	779.01
202300042	08/25/2023	TEACHERS RET0058	10L000 4710 0000 00 00000	Payroll accrual	287.18
202300042	08/25/2023	TEACHERS RET0058	10L000 4710 0000 00 00000	Payroll accrual	0.78
				Totals for 202300042	287.96
202300043	08/25/2023	TEACHERS RETIREMENT	10L000 4810 0000 00 00045	Payroll accrual	12.15
202300043	08/25/2023	TEACHERS RETIREMENT	10L000 4710 0000 00 00000	Payroll accrual	4,453.59
				Totals for 202300043	4,465.74
202300044	08/25/2023	TEACHERS RETIREMT SY	10L000 4710 0000 00 00000	Payroll accrual	1,337.04
202300044	08/25/2023	TEACHERS RETIREMT SY	10L000 4710 0000 00 00000	Payroll accrual	10.99
				Totals for 202300044	1,348.03
202300045	08/25/2023	TRS SSP	10L000 4810 0000 00 00045	Payroll accrual	320.00
202300045	08/25/2023	TRS SSP	10L000 4810 0000 00 00045	Payroll accrual	1,737.75
				Totals for 202300045	2,057.75
202300046	08/30/2023	CITY OF MARION WATER	20E000 2542 3700 00 00001	District Water	34.25
202300046	08/30/2023	CITY OF MARION WATER	20E000 2542 3700 00 00001	District Water	982.76
202300046	08/30/2023	CITY OF MARION WATER	20E110 2542 3700 00 00000	District Water	127.64
202300046	08/30/2023	CITY OF MARION WATER	20E109 2542 3700 00 00000	District Water	60.70
202300046	08/30/2023	CITY OF MARION WATER	20E108 2542 3700 00 00000	District Water	225.11
202300046	08/30/2023	CITY OF MARION WATER	20E107 2542 3700 00 00000	District Water	709.05
202300046	08/30/2023	CITY OF MARION WATER	20E204 2542 3700 00 00000	District Water	432.61
202300046	08/30/2023	CITY OF MARION WATER	20E303 2542 3700 00 00000	District Water	610.87
				Totals for 202300046	3,182.99
202300047	08/30/2023	SOUTHEASTERN ILLINOI	20E000 2542 4660 00 00001	Adams/Complex Electric	389.28

CHECK NUMBER	CHECK DATE	VENDOR	ACCOUNT NUMBER	INVOICE DESCRIPTION	AMOUNT
202300047	08/30/2023	SOUTHEASTERN ILLINOI	20E105 2542 4660 00 00000	Adams/Complex Electric	5,305.99
				Totals for 202300047	5,695.27
202300048	08/30/2023	MASTERCARD	10E000 2225 3190 00 00000	Mastercard Charges	119.88
202300048	08/30/2023	MASTERCARD	20E000 2545 4100 00 00000	Mastercard Charges	1,700.93
202300048	08/30/2023	MASTERCARD	20E000 2545 3230 00 00000	Mastercard Charges	569.95
202300048	08/30/2023	MASTERCARD	20E000 2542 4100 00 00000	Mastercard Charges	160.86
202300048	08/30/2023	MASTERCARD	20E000 2542 4100 00 00000	Mastercard Charges	70.92
202300048	08/30/2023	MASTERCARD	20E000 2542 4100 00 00000	Mastercard Charges	90.14
202300048	08/30/2023	MASTERCARD	20E000 2545 4100 00 00000	Mastercard Charges	60.14
202300048	08/30/2023	MASTERCARD	10E000 2225 4100 00 00000	Mastercard Charges	17.45
202300048	08/30/2023	MASTERCARD	10E000 2545 4100 10 00000	Mastercard Charges	31.01
202300048	08/30/2023	MASTERCARD	20E000 2542 3400 00 00000	Mastercard Charges	320.00
202300048	08/30/2023	MASTERCARD	10E000 2520 6400 00 00000	Mastercard Charges	814.00
202300048	08/30/2023	MASTERCARD	10E000 2560 3320 84 00000	Mastercard Travel	515.65
202300048	08/30/2023	MASTERCARD	10E000 2560 3320 84 00000	Mastercard Travel	316.92
202300048	08/30/2023	MASTERCARD	10E000 2560 3320 84 00000	Mastercard Travel	64.67
202300048	08/30/2023	MASTERCARD	10E000 2560 4100 84 00000	Mastercard Travel	97.44
202300048	08/30/2023	MASTERCARD	10E303 1103 3320 00 00000	Mastercard Travel	-522.02
202300048	08/30/2023	MASTERCARD	10E303 1103 3320 00 00000	Mastercard Travel	420.00
202300048	08/30/2023	MASTERCARD	20E000 2542 3190 00 00000	Mastercard Travel	350.00
202300048	08/30/2023	MASTERCARD	10E303 1103 3320 00 00000	Mastercard Travel	263.03
202300048	08/30/2023	MASTERCARD	10E000 2520 4100 00 00000	Mastercard Travel	118.74
202300048	08/30/2023	MASTERCARD	10E107 1101 3320 00 00000	Mastercard Travel	279.00
202300048	08/30/2023	MASTERCARD	10E965 1250 4100 30 00000	Mastercard Travel	279.00
202300048	08/30/2023	MASTERCARD	10E935 1250 4100 00 00000	Mastercard Travel	759.26
202300048	08/30/2023	MASTERCARD	10E965 1250 4100 30 00000	Mastercard Travel	17.98
202300048	08/30/2023	MASTERCARD	10E965 1250 4100 30 00000	Mastercard Travel	149.00
202300048	08/30/2023	MASTERCARD	10E107 2134 4100 00 00000	Mastercard Travel	84.82
202300048	08/30/2023	MASTERCARD	10E000 2520 4100 00 00000	Mastercard Travel	137.26
202300048	08/30/2023	MASTERCARD	10E110 1101 4100 00 00000	Mastercard Travel	89.00
202300048	08/30/2023	MASTERCARD	10E000 1101 4100 00 00000	Mastercard Travel	117.48
202300048	08/30/2023	MASTERCARD	10E000 1101 4100 00 00000	Mastercard Travel	369.58
202300048	08/30/2023	MASTERCARD	10E000 2545 4100 10 00000	Mastercard Travel	129.77
202300048	08/30/2023	MASTERCARD	10E935 1250 4100 00 00000	Mastercard Travel	-759.26
202300048	08/30/2023	MASTERCARD	10E303 1103 4100 00 00000	Mastercard Charges	84.48
202300048	08/30/2023	MASTERCARD	10E935 1250 4100 00 00000	Mastercard Charges	911.31
202300048	08/30/2023	MASTERCARD	10E902 1250 4100 30 10700	Mastercard Charges	911.31
202300048	08/30/2023	MASTERCARD	10E902 1250 4100 30 10900	Mastercard Charges	911.31
202300048	08/30/2023	MASTERCARD	10E000 1101 4100 00 00000	Mastercard Charges	51.99
202300048	08/30/2023	MASTERCARD	10E000 2510 4100 00 00000	Mastercard Charges	120.78
202300048	08/30/2023	MASTERCARD	10E303 2134 4100 00 00000	Mastercard Charges	331.40
202300048	08/30/2023	MASTERCARD	10E000 1401 4100 21 00000	Mastercard Charges	64.00
202300048	08/30/2023	MASTERCARD	10E000 1251 4100 00 00000	Mastercard Charges	160.65
202300048	08/30/2023	MASTERCARD	10E105 2560 4100 84 00000	Mastercard Charges	329.74
202300048	08/30/2023	MASTERCARD	10E107 2560 4100 84 00000	Mastercard Charges	146.04
202300048	08/30/2023	MASTERCARD	10E108 2560 4100 84 00000	Mastercard Charges	744.91
202300048	08/30/2023	MASTERCARD	10E110 2560 4100 84 00000	Mastercard Charges	418.03
202300048	08/30/2023	MASTERCARD	10E000 1401 4100 21 00000	Mastercard Charges	2,522.61
202300048	08/30/2023	MASTERCARD	20E000 2542 3190 00 00000	Mastercard Charges	350.00
202300048	08/30/2023	MASTERCARD	10E107 2134 4100 00 00000	Mastercard Charges	32.33
202300048	08/30/2023	MASTERCARD	10E107 2134 4100 00 00000	Mastercard Charges	85.94
202300048	08/30/2023	MASTERCARD	10E935 1250 4100 00 00000	National FLL Tournament	759.26
				Totals for 202300048	16,168.69
202300049	08/30/2023	AMERICAN EXPRESS	10E105 1101 4100 00 00000	American Express Charges	870.81
202300049	08/30/2023	AMERICAN EXPRESS	20E000 2542 3190 00 00000	American Express Charges	3,240.40
202300049	08/30/2023	AMERICAN EXPRESS	20E000 2542 3400 00 00000	American Express Charges	14,000.00

CHECK NUMBER	CHECK DATE	VENDOR	ACCOUNT NUMBER	INVOICE DESCRIPTION	AMOUNT
202300049	08/30/2023	AMERICAN EXPRESS	20E000 2542 3400 00 00000	American Express Charges	362.57
202300049	08/30/2023	AMERICAN EXPRESS	10E105 1101 3400 00 00000	American Express Charges	141.00
202300049	08/30/2023	AMERICAN EXPRESS	10E000 1103 4100 00 00000	American Express Charges	4,283.67
202300049	08/30/2023	AMERICAN EXPRESS	10E965 1250 4100 30 00000	American Express Charges	6,301.85
202300049	08/30/2023	AMERICAN EXPRESS	10E107 1101 4100 00 00000	American Express Charges	826.26
202300049	08/30/2023	AMERICAN EXPRESS	10E107 2222 4100 00 00000	American Express Charges	2,557.81
202300049	08/30/2023	AMERICAN EXPRESS	10E107 2134 4100 00 00000	American Express Charges	135.78
202300049	08/30/2023	AMERICAN EXPRESS	10E204 1102 4100 00 00000	American Express Charges	175.48
202300049	08/30/2023	AMERICAN EXPRESS	10E204 1102 4140 00 00000	American Express Charges	806.17
202300049	08/30/2023	AMERICAN EXPRESS	10E108 1101 5400 00 00000	American Express Charges	2,336.38
202300049	08/30/2023	AMERICAN EXPRESS	10E109 1101 4100 00 00000	American Express Charges	987.20
202300049	08/30/2023	AMERICAN EXPRESS	20E000 2542 4100 00 00000	American Express Charges	326.93
202300049	08/30/2023	AMERICAN EXPRESS	10E000 1500 4100 00 00000	American Express Charges	48.99
202300049	08/30/2023	AMERICAN EXPRESS	10E303 1103 4100 00 00000	American Express Charges	8,379.14
202300049	08/30/2023	AMERICAN EXPRESS	10E303 1103 4130 00 00000	American Express Charges	1,019.42
202300049	08/30/2023	AMERICAN EXPRESS	10E303 2410 4100 00 00000	American Express Charges	31.27
202300049	08/30/2023	AMERICAN EXPRESS	10E303 2410 4100 00 00000	American Express Charges	156.76
202300049	08/30/2023	AMERICAN EXPRESS	10E303 2134 4100 00 00000	American Express Charges	530.50
202300049	08/30/2023	AMERICAN EXPRESS	10E303 1103 4200 00 00000	American Express Charges	2,405.40
202300049	08/30/2023	AMERICAN EXPRESS	10E000 2510 3400 00 00000	American Express Charges	616.98
202300049	08/30/2023	AMERICAN EXPRESS	20E000 2542 4100 00 00000	American Express Charges	2,086.35
202300049	08/30/2023	AMERICAN EXPRESS	10E000 2225 4100 00 00000	American Express Charges	1,238.58
202300049	08/30/2023	AMERICAN EXPRESS	10E000 2520 4100 00 00000	American Express Charges	30.00
202300049	08/30/2023	AMERICAN EXPRESS	10E000 2520 4100 00 00000	American Express Charges	124.35
202300049	08/30/2023	AMERICAN EXPRESS	10E000 2321 5400 00 00000	American Express Charges	529.99
202300049	08/30/2023	AMERICAN EXPRESS	10E000 2560 4100 84 00000	American Express Charges	-65.45
202300049	08/30/2023	AMERICAN EXPRESS	10E110 1101 4100 00 00000	American Express Charges	2,045.87
202300049	08/30/2023	AMERICAN EXPRESS	10E110 2134 4100 00 00000	American Express Charges	154.04
				Totals for 202300049	56,684.50
202300050	08/30/2023	LUDA TREASURER-ELECT	10E000 2321 3900 00 00000	Large Unit School District Basic Membership	4,200.00
				Totals for 202300050	4,200.00
				Totals for checks	295,159.56

F U N D S U M M A R Y

FUND	DESCRIPTION	BALANCE SHEET	REVENUE	EXPENSE	TOTAL
10	EDUCATIONAL FUND	152,608.20	0.00	53,364.00	205,972.20
20	OPERATIONS & MAINTENANCE FUND	14,161.73	0.00	32,567.45	46,729.18
40	TRANSPORTATION FUND	236.55	0.00	0.00	236.55
50	SOCIAL SECURITY/MEDICARE	25,311.50	0.00	0.00	25,311.50
51	ILLINOIS MUNICIPAL RETIREMENT	16,910.13	0.00	0.00	16,910.13
*** Fund Summary Totals ***		209,228.11	0.00	85,931.45	295,159.56

********** End of report **********

CHECK NUMBER	CHECK DATE	VENDOR	ACCOUNT NUMBER	INVOICE DESCRIPTION	AMOUNT
232400022	08/25/2023	MARION CUSD #2 HEALT	10L000 4810 0000 00 00045	Payroll accrual	6,792.67
232400022	08/25/2023	MARION CUSD #2 HEALT	20L000 4810 0000 00 00045	Payroll accrual	234.23
232400022	08/25/2023	MARION CUSD #2 HEALT	10L000 4810 0000 00 00045	Payroll accrual	3,007.48
232400022	08/25/2023	MARION CUSD #2 HEALT	20L000 4810 0000 00 00045	Payroll accrual	835.41
232400022	08/25/2023	MARION CUSD #2 HEALT	40L000 4810 0000 00 00045	Payroll accrual	55.69
232400022	08/25/2023	MARION CUSD #2 HEALT	10L000 4810 0000 00 00045	Payroll accrual	387.38
232400022	08/25/2023	MARION CUSD #2 HEALT	10L000 4810 0000 00 00045	Payroll accrual	21,922.56
232400022	08/25/2023	MARION CUSD #2 HEALT	20L000 4810 0000 00 00045	Payroll accrual	996.48
232400022	08/25/2023	MARION CUSD #2 HEALT	10L000 4810 0000 00 00045	Payroll accrual	8,483.54
232400022	08/25/2023	MARION CUSD #2 HEALT	20L000 4810 0000 00 00045	Payroll accrual	1,139.58
232400022	08/25/2023	MARION CUSD #2 HEALT	10L000 4710 0000 00 00000	Payroll accrual	20,378.30
232400022	08/25/2023	MARION CUSD #2 HEALT	20L000 4710 0000 00 00000	Payroll accrual	702.70
232400022	08/25/2023	MARION CUSD #2 HEALT	10L000 4710 0000 00 00000	Payroll accrual	9,857.72
232400022	08/25/2023	MARION CUSD #2 HEALT	20L000 4710 0000 00 00000	Payroll accrual	2,506.20
232400022	08/25/2023	MARION CUSD #2 HEALT	40L000 4710 0000 00 00000	Payroll accrual	167.08
232400022	08/25/2023	MARION CUSD #2 HEALT	10L000 4710 0000 00 00000	Payroll accrual	2,812.53
232400022	08/25/2023	MARION CUSD #2 HEALT	10L000 4710 0000 00 00000	Payroll accrual	64,771.20
232400022	08/25/2023	MARION CUSD #2 HEALT	20L000 4710 0000 00 00000	Payroll accrual	2,989.44
232400022	08/25/2023	MARION CUSD #2 HEALT	10L000 4710 0000 00 00000	Payroll accrual	25,414.44
232400022	08/25/2023	MARION CUSD #2 HEALT	20L000 4710 0000 00 00000	Payroll accrual	3,418.74
				Totals for 232400022	176,873.37
				Totals for checks	176,873.37

F U N D S U M M A R Y

FUND	DESCRIPTION	BALANCE SHEET	REVENUE	EXPENSE	TOTAL
10	EDUCATIONAL FUND	163,827.82	0.00	0.00	163,827.82
20	OPERATIONS & MAINTENANCE FUND	12,822.78	0.00	0.00	12,822.78
40	TRANSPORTATION FUND	222.77	0.00	0.00	222.77
*** Fund Summary Totals ***		176,873.37	0.00	0.00	176,873.37

********** End of report **********

CHECK NUMBER	CHECK DATE	VENDOR	INVOICE NUMBER	ACCOUNT NUMBER	INVOICE DESCRIPTION	AMOUNT
72793	09/07/2023	WIT & WISDOM CREATIV	476	10E000 1101 4100 00 000001	Staff T-shirts	-664.00
					Totals for 72793	-664.00
72833	09/08/2023	AFLAC - GROUP POLICY	20230908AD	10L000 4810 0000 00 000456	Payroll accrual	501.06
72833	09/08/2023	AFLAC - GROUP POLICY	20230908AD	20L000 4810 0000 00 000456	Payroll accrual	62.00
72833	09/08/2023	AFLAC - GROUP POLICY	20230908AD	10L000 4810 0000 00 000456	Payroll accrual	819.37
72833	09/08/2023	AFLAC - GROUP POLICY	20230908AD	20L000 4810 0000 00 000456	Payroll accrual	13.88
72833	09/08/2023	AFLAC - GROUP POLICY	20230908AD	10L000 4810 0000 00 000456	Payroll accrual	133.25
72833	09/08/2023	AFLAC - GROUP POLICY	20230908AD	20L000 4810 0000 00 000456	Payroll accrual	18.51
72833	09/08/2023	AFLAC - GROUP POLICY	20230908AD	40L000 4810 0000 00 000456	Payroll accrual	2.02
					Totals for 72833	1,550.09
72834	09/08/2023	CONNECTICUT-CCSPC	20230908AD	20L000 4810 0000 00 000462	Payroll accrual	108.63
					Totals for 72834	108.63
72835	09/08/2023	ILL STATE DISB UNIT	20230908AD	20L000 4810 0000 00 000462	Payroll accrual	96.59
72835	09/08/2023	ILL STATE DISB UNIT	20230908AD	10L000 4810 0000 00 000462	Payroll accrual	200.00
72835	09/08/2023	ILL STATE DISB UNIT	20230908AD	10L000 4810 0000 00 000462	Payroll accrual	651.00
					Totals for 72835	947.59
72836	09/08/2023	KIDS FOUNDATION	20230908AD	10L000 4810 0000 00 000464	Payroll accrual	60.00
					Totals for 72836	60.00
72837	09/08/2023	LABORERS' LOCAL 773	20230908AD	20L000 4810 0000 00 000459	Payroll accrual	504.00
72837	09/08/2023	LABORERS' LOCAL 773	20230908AD	10L000 4810 0000 00 000459	Payroll accrual	392.73
					Totals for 72837	896.73
72838	09/08/2023	LOCAL 773	20230908AD	10L000 4810 0000 00 000459	Payroll accrual	177.50
					Totals for 72838	177.50
72839	09/08/2023	MARION UNIT 2 FOUNDA	20230908AD	10L000 4810 0000 00 000461	Payroll accrual	77.00
					Totals for 72839	77.00
72840	09/08/2023	NIKKI TRAVELSTEAD201	20230908AD	10L000 4810 0000 00 000462	Payroll accrual	250.00
					Totals for 72840	250.00
72841	09/08/2023	SIU CREDIT UNION	20230908AD	10L000 4810 0000 00 000459	Payroll accrual	850.00
					Totals for 72841	850.00
72842	09/12/2023	LAKE OF EGYPT WATER	09/15/2023	20E105 2542 3700 00 000000	Adams Water	642.60
					Totals for 72842	642.60
72843	09/12/2023	SIGSVMA	Marion Jun	10E204 1102 6400 00 000000	SIGSVMA participation fee	30.00
					Totals for 72843	30.00
72844	09/12/2023	WIT & WISDOM CREATIV	476	10E000 1101 4100 00 000001	Staff T-shirts	664.00
					Totals for 72844	664.00
72845	09/12/2023	ILMEA STATE OFFICE	18346	10E105 1101 4140 00 000000	DISTRICT 6 PARTICIPATING SCHOOL FEE	50.00
					Totals for 72845	50.00
72846	09/14/2023	MURPHYSBORO APPLE FE	4382	10E303 1103 4140 00 000000	Applefest Entry Fee	250.00
					Totals for 72846	250.00
72847	09/19/2023	3ID MANAGEMENT	23979	20E000 2542 4100 00 000000	maint supplies	329.00
					Totals for 72847	329.00
72848	09/19/2023	AC SYSTEMS, INC	16240	20E000 2542 3190 00 000000	Hvac service call	1,095.00
					Totals for 72848	1,095.00
72849	09/19/2023	AMERICAN CAPITAL	11583	10E000 2225 3190 00 000000	Schedule E Ref No. 2020064057 Damages	6,990.00
					Totals for 72849	6,990.00
72850	09/19/2023	ARAMARK	08312023 S	20E000 2542 3220 00 000000	Mops, Rugs, and Aprons	392.10
72850	09/19/2023	ARAMARK	08312023 S	20E303 2542 3220 00 000000	Mops, Rugs, and Aprons	2,481.00
72850	09/19/2023	ARAMARK	08312023 S	20E204 2542 3220 00 000000	Mops, Rugs, and Aprons	2,004.18
72850	09/19/2023	ARAMARK	08312023 S	20E107 2542 3220 00 000000	Mops, Rugs, and Aprons	1,196.00
72850	09/19/2023	ARAMARK	08312023 S	20E108 2542 3210 00 000000	Mops, Rugs, and Aprons	2,013.93
72850	09/19/2023	ARAMARK	08312023 S	10E109 2560 3190 84 000000	Mops, Rugs, and Aprons	516.56
72850	09/19/2023	ARAMARK	08312023 S	20E109 2542 3220 00 000000	Mops, Rugs, and Aprons	1,420.16
72850	09/19/2023	ARAMARK	08312023 S	10E110 2560 3190 84 000000	Mops, Rugs, and Aprons	814.08
72850	09/19/2023	ARAMARK	08312023 S	20E110 2542 3220 00 000000	Mops, Rugs, and Aprons	2,051.38

CHECK NUMBER	CHECK DATE	VENDOR	INVOICE NUMBER	ACCOUNT NUMBER	INVOICE DESCRIPTION	AMOUNT
					Totals for 72850	12,889.39
72851	09/19/2023	BATTLE, MARVIN	3290	10E303 1103 4140 00 000000	Drill Writing	1,800.00
					Totals for 72851	1,800.00
72852	09/19/2023	BAYSINGER ARCHITECTS	22003-8	20E965 2533 5230 30 000000	Roof Replacement Jefferson	6,255.69
72852	09/19/2023	BAYSINGER ARCHITECTS	22032-9	60E000 2533 5230 00 220320	Pre K Door and Window Jefferson	1,010.24
72852	09/19/2023	BAYSINGER ARCHITECTS	22066-9	60E000 2533 5230 00 220660	HVAC Washington	3,000.63
72852	09/19/2023	BAYSINGER ARCHITECTS	22091-9	60E000 2533 5230 00 220910	Fire Alarm Replacement	1,119.50
72852	09/19/2023	BAYSINGER ARCHITECTS	22100-8	60E000 2533 5230 00 221000	Lincoln/Jefferson Parking Lot	1,170.78
72852	09/19/2023	BAYSINGER ARCHITECTS	23044-4	60E107 2533 5230 00 230440	Media Center Renovation Jefferson	9,131.50
72852	09/19/2023	BAYSINGER ARCHITECTS	22098-6	60E000 2533 5230 00 220980	ADA Reno Phase 6 MHS	508.63
72852	09/19/2023	BAYSINGER ARCHITECTS	22099-8	60E000 2533 5230 00 220990	MJHS Exterior Improvements	1,773.74
					Totals for 72852	23,970.71
72853	09/19/2023	BEASLEY AUTO BODY	127077470	20E000 2545 3230 00 000000	Aaron truck repairs	2,955.11
					Totals for 72853	2,955.11
72854	09/19/2023	BIMBO BAKERIES USA	08/19, 08/	10E303 2560 4100 84 000000	food service/bakery 08/19 Statement 08/12 Statement	646.37
72854	09/19/2023	BIMBO BAKERIES USA	08/19, 08/	10E204 2560 4100 84 000000	food service/bakery 08/19 Statement 08/12 Statement	483.40
72854	09/19/2023	BIMBO BAKERIES USA	08/19, 08/	10E105 2560 4100 84 000000	food service/bakery 08/19 Statement 08/12 Statement	214.02
72854	09/19/2023	BIMBO BAKERIES USA	08/19, 08/	10E107 2560 4100 84 000000	food service/bakery 08/19 Statement 08/12 Statement	330.48
72854	09/19/2023	BIMBO BAKERIES USA	08/19, 08/	10E108 2560 4100 84 000000	food service/bakery 08/19 Statement 08/12 Statement	452.57
72854	09/19/2023	BIMBO BAKERIES USA	08/19, 08/	10E109 2560 4100 84 000000	food service/bakery 08/19 Statement 08/12 Statement	526.07
72854	09/19/2023	BIMBO BAKERIES USA	08/19, 08/	10E110 2560 4100 84 000000	food service/bakery 08/19 Statement 08/12 Statement	483.71
					Totals for 72854	3,136.62
72855	09/19/2023	BLICK ART MATERIALS	Multiple	10E960 1250 4100 30 000000	MHS Akes art supplies INVOICES 1011496 949190 879754 897387 916994 1188445	3,317.45
					Totals for 72855	3,317.45
72856	09/19/2023	BOB STOTLAR BUILDING	08252023	20E000 2542 4100 00 000000	Maintenance supplies	157.55
					Totals for 72856	157.55
72857	09/19/2023	BONNER, ACQUILLA	08152023	10R000 1811 0000 00 000001	Registration Refund A. Shepard	33.00
					Totals for 72857	33.00
72858	09/19/2023	BOSHART, JENNIFER	08142023	10R000 1611 0000 84 000003	Food Service Refund R. Boshart	20.00
					Totals for 72858	20.00
72859	09/19/2023	BOUND TO STAY BOUND	204567	10E107 2222 4100 00 000000	206 replacement books for Jefferson School due to car accident.	2,814.75
					Totals for 72859	2,814.75
72860	09/19/2023	BREAKOUT, INC.	46810	10E303 1103 4100 00 000004	Ag Grant - Breakout EDU Subscription & boxes	1,078.00
					Totals for 72860	1,078.00
72861	09/19/2023	BROWN, ALEXANDRIA	08292023	10R000 1811 0000 00 000001	Registration Refund X. Z. Brown	66.00
					Totals for 72861	66.00
72862	09/19/2023	BRUCE UNTERBRINK CON	Applicatio	60E107 2535 5230 00 220320	jefferson Pre K Door Window Replacement	13,306.50
					Totals for 72862	13,306.50

CHECK NUMBER	CHECK DATE	VENDOR	INVOICE NUMBER	ACCOUNT NUMBER	INVOICE DESCRIPTION	AMOUNT
72863	09/19/2023	BSN SPORTS INC	922409722	10E000 1501 4100 00 000000	ADAMS BASEBALL AND SOFTBALL UNIFORMS QUOTE	138.00
72863	09/19/2023	BSN SPORTS INC	922409722	10E000 1501 4100 00 000000	ADAMS BASEBALL AND SOFTBALL UNIFORMS QUOTE	150.00
72863	09/19/2023	BSN SPORTS INC	922409722	10E000 1501 4100 00 000000	ADAMS BASEBALL AND SOFTBALL UNIFORMS QUOTE	15.00
72863	09/19/2023	BSN SPORTS INC	922040663	10E000 1500 4100 21 000000	JUNIOR HIGH BASEBALL EQUIPMENT	559.60
72863	09/19/2023	BSN SPORTS INC	922040663	10E000 1500 4100 21 000000	JUNIOR HIGH BASEBALL EQUIPMENT	13.00
72863	09/19/2023	BSN SPORTS INC	922040663	10E000 1500 4100 21 000000	JUNIOR HIGH BASEBALL EQUIPMENT	6.50
72863	09/19/2023	BSN SPORTS INC	922040663	10E000 1500 4100 21 000000	JUNIOR HIGH BASEBALL EQUIPMENT	109.95
72863	09/19/2023	BSN SPORTS INC	922040663	10E000 1500 4100 21 000000	JUNIOR HIGH BASEBALL EQUIPMENT	69.95
72863	09/19/2023	BSN SPORTS INC	922040663	10E000 1500 4100 21 000000	JUNIOR HIGH BASEBALL EQUIPMENT	44.99
72863	09/19/2023	BSN SPORTS INC	922040663	10E000 1500 4100 21 000000	JUNIOR HIGH BASEBALL EQUIPMENT	558.00
72863	09/19/2023	BSN SPORTS INC	922040663	10E000 1500 4100 21 000000	JUNIOR HIGH BASEBALL EQUIPMENT	222.00
72863	09/19/2023	BSN SPORTS INC	922040663	10E000 1500 4100 21 000000	JUNIOR HIGH BASEBALL EQUIPMENT	111.00
72863	09/19/2023	BSN SPORTS INC	922040663	10E000 1500 4100 21 000000	JUNIOR HIGH BASEBALL EQUIPMENT	75.00
72863	09/19/2023	BSN SPORTS INC	922040672	10E000 1501 4100 00 000000	ADAMS JR HIGH BASEBALL EQUIPMENT	310.00
72863	09/19/2023	BSN SPORTS INC	922040672	10E000 1501 4100 00 000000	ADAMS JR HIGH BASEBALL EQUIPMENT	139.90
72863	09/19/2023	BSN SPORTS INC	922040672	10E000 1501 4100 00 000000	ADAMS JR HIGH BASEBALL EQUIPMENT	249.95
72863	09/19/2023	BSN SPORTS INC	922040672	10E000 1501 4100 00 000000	ADAMS JR HIGH BASEBALL EQUIPMENT	95.00
72863	09/19/2023	BSN SPORTS INC	922040672	10E000 1501 4100 00 000000	ADAMS JR HIGH BASEBALL EQUIPMENT	88.48
72863	09/19/2023	BSN SPORTS INC	922017944	10E000 1500 4100 04 000000	BOYS SOCCER EQUIPMENT	1,845.00
72863	09/19/2023	BSN SPORTS INC	922017944	10E000 1500 4100 04 000000	BOYS SOCCER EQUIPMENT	253.50
72863	09/19/2023	BSN SPORTS INC	922017944	10E000 1500 4100 04 000000	BOYS SOCCER EQUIPMENT	74.99
72863	09/19/2023	BSN SPORTS INC	922040671	10E000 1501 4100 00 000000	ADAMS JR HIGH SOFTBALL	150.00
72863	09/19/2023	BSN SPORTS INC	922040671	10E000 1501 4100 00 000000	ADAMS JR HIGH SOFTBALL	15.00
72863	09/19/2023	BSN SPORTS INC	922040664	10E000 1500 4100 22 000000	JUNIOR HIGH SOFTBALL EQUIPMENT	39.95
72863	09/19/2023	BSN SPORTS INC	922040664	10E000 1500 4100 22 000000	JUNIOR HIGH SOFTBALL EQUIPMENT	26.00
72863	09/19/2023	BSN SPORTS INC	922040664	10E000 1500 4100 22 000000	JUNIOR HIGH SOFTBALL EQUIPMENT	225.00
72863	09/19/2023	BSN SPORTS INC	922040664	10E000 1500 4100 22 000000	JUNIOR HIGH SOFTBALL EQUIPMENT	79.90
72863	09/19/2023	BSN SPORTS INC	922040664	10E000 1500 4100 22 000000	JUNIOR HIGH SOFTBALL EQUIPMENT	599.99
72863	09/19/2023	BSN SPORTS INC	922040664	10E000 1500 4100 22 000000	JUNIOR HIGH SOFTBALL EQUIPMENT	49.95
72863	09/19/2023	BSN SPORTS INC	922040664	10E000 1500 4100 22 000000	JUNIOR HIGH SOFTBALL EQUIPMENT	26.00
72863	09/19/2023	BSN SPORTS INC	922040664	10E000 1500 4100 22 000000	JUNIOR HIGH SOFTBALL	65.00

CHECK NUMBER	CHECK DATE	VENDOR	INVOICE NUMBER	ACCOUNT NUMBER	INVOICE DESCRIPTION	AMOUNT
					EQUIPMENT	
72863	09/19/2023	BSN SPORTS INC	922331447	10E000 1500 4100 35 000000	GIRLS TENNIS EQUIPMENT	1,080.00
72863	09/19/2023	BSN SPORTS INC	922331447	10E000 1500 4100 35 000000	GIRLS TENNIS EQUIPMENT	99.95
72863	09/19/2023	BSN SPORTS INC	922331447	10E000 1500 4100 35 000000	GIRLS TENNIS EQUIPMENT	96.49
72863	09/19/2023	BSN SPORTS INC	922331447	10E000 1500 4100 35 000000	GIRLS TENNIS EQUIPMENT	50.00
72863	09/19/2023	BSN SPORTS INC	922409721	10E000 1500 4100 02 000000	BOYS CROSS COUNTRY UNIFORMS INV 922409721	69.00
72863	09/19/2023	BSN SPORTS INC	922409721	10E000 1500 4100 02 000000	BOYS CROSS COUNTRY UNIFORMS INV 922409721	69.00
72863	09/19/2023	BSN SPORTS INC	922409721	10E000 1500 4100 02 000000	BOYS CROSS COUNTRY UNIFORMS INV 922409721	10.00
					Totals for 72863	7,881.04
72864	09/19/2023	CAMPBELL FIRE & SAFE	08212023 S	20E000 2542 3190 00 000000	Installation of fire extinguishers	10,062.09
					Totals for 72864	10,062.09
72865	09/19/2023	CAROLINA BIOLOGICAL	multiple	10E965 1250 4100 30 000000	Advanced Science Supplies INVOICES 55202979 RI 52205475 RI 52204586 RI	1,149.83
72865	09/19/2023	CAROLINA BIOLOGICAL	Multiple I	10E965 1250 4100 30 000000	Supplies for labs and projects INVOICES 52216849 RI 52220724 RI	746.37
					Totals for 72865	1,896.20
72866	09/19/2023	CARTERVILLE WINAIR	Multiple	20E000 2542 4100 00 000000	HVAC Parts/Maintenance Invoice 238884-01 238997-01 238439-01	362.45
					Totals for 72866	362.45
72867	09/19/2023	CITY OF CREAL SPRING	23-Jun, Ju	20E105 2542 4660 00 000000	Adams Sewer/Electric	87.21
72867	09/19/2023	CITY OF CREAL SPRING	23-Jun, Ju	20E105 2542 3700 00 000000	Adams Sewer/Electric	194.58
72867	09/19/2023	CITY OF CREAL SPRING	23-Jun, Ju	20E105 2542 4660 00 000000	Adams Sewer/Electric	86.42
72867	09/19/2023	CITY OF CREAL SPRING	23-Jun, Ju	20E105 2542 3700 00 000000	Adams Sewer/Electric	324.94
72867	09/19/2023	CITY OF CREAL SPRING	23-Jun, Ju	20E105 2542 4660 00 000000	Adams Sewer/Electric	86.45
72867	09/19/2023	CITY OF CREAL SPRING	23-Jun, Ju	20E105 2542 3700 00 000000	Adams Sewer/Electric	352.87
					Totals for 72867	1,132.47
72868	09/19/2023	CITY OF MARION	July 2023	10E000 4190 3190 00 000004	SSO July 2023	893.18
					Totals for 72868	893.18
72869	09/19/2023	COOL SCHOOL STUDIOS	0823117	10E110 1101 4100 00 000000	Cool School Studio - Memo books	94.20
					Totals for 72869	94.20
72870	09/19/2023	COUNTRY BLACKSMITH T	244281	20E000 2545 3230 00 000000	BAND TRAILER E TRACK	658.60
					Totals for 72870	658.60
72871	09/19/2023	CRESCENT PARTS & EQU	09012023 S	20E000 2542 4100 00 000000	Maintenance Supplies	2,396.82
					Totals for 72871	2,396.82
72872	09/19/2023	CUSUMANO & SONS, INC	09012023 S	10E000 2560 4100 84 429900	food service/produce	3,664.30
					Totals for 72872	3,664.30
72873	09/19/2023	DELTAMATH SOLUTIONS	14062	10E965 1250 4100 30 000000	Delta Math District License for supplementary math material	2,000.00
					Totals for 72873	2,000.00
72874	09/19/2023	DISCOUNT SCHOOL SUPP	Multiple	10E960 1250 4100 30 000000	INSTRUCTIONAL MATERIALS REQUEST FOR KELSEY ROHRER KINDERGARTEN TEACHER Invoice W05421060101 W05190430101	123.67
					Totals for 72874	123.67
72875	09/19/2023	DYNAMIC CONTROLS, IN	37202	20E000 2542 3190 00 000000	sevice call	142.00
					Totals for 72875	142.00
72876	09/19/2023	EASTERN ILLINOIS UNI	Marion Hig	10E303 1103 6400 00 000000	EIU Marching Competition Fee	300.00

CHECK NUMBER	CHECK DATE	VENDOR	INVOICE NUMBER	ACCOUNT NUMBER	INVOICE DESCRIPTION	AMOUNT
					Totals for 72876	300.00
72877	09/19/2023	EDPUZZLE, INC.	29840	10E965 1250 4100 30 000000	Ed Puzzle District wide access for 23-24 school year.	8,822.50
					Totals for 72877	8,822.50
72878	09/19/2023	EFFINGHAM HIGH SCHOO	2300	10E303 1103 6400 00 000000	Marching Hearts Entry Fee	300.00
					Totals for 72878	300.00
72879	09/19/2023	ERIC ARMIN INC	INV1275188	10E110 1101 4100 00 000000	SY 23-24 Instructional Requistion - EAI Education (Cari Beck/Lincoln)	587.71
72879	09/19/2023	ERIC ARMIN INC	INV1275617	10E960 1250 4100 30 000000	INSTRUCTIONAL MATERIALS REQUEST FOR KRISTY MENCKOWSKI 4TH GRADE	94.00
					Totals for 72879	681.71
72880	09/19/2023	EVERYDAY SPEECH	069515	10E965 1250 4100 30 000000	approved instructional material request for Aileen Stapleton	599.99
					Totals for 72880	599.99
72881	09/19/2023	EZ RENTAL CENTER, IN	08282023 S	20E000 2542 3190 00 000000	rental for painting football goal post	1,372.00
					Totals for 72881	1,372.00
72882	09/19/2023	FLOORSITE INC	2023-220-2	20E000 2542 3190 00 000000	remove and install carpet tile	4,150.00
					Totals for 72882	4,150.00
72883	09/19/2023	FRONTIER	09212023	20E000 2542 3400 00 000000	District Phones	1,530.40
					Totals for 72883	1,530.40
72884	09/19/2023	GAMBLE, SHARI	09062023	10R000 1611 0000 84 000003	Food Service Refund L. Gamble	78.25
					Totals for 72884	78.25
72885	09/19/2023	GOPHER PERFORMANCE	IN305250	10E935 1250 4100 00 000004	INSTRUCTIONAL MATERIALS REQUEST--PE DEPARTMENT **DELAY SHIPPING UNTIL 8/1	3,716.10
					Totals for 72885	3,716.10
72886	09/19/2023	HALLS SERVICE LLC A/	Multiple I	10E105 2560 3230 84 000000	cleanings and service calls Invoice 28146 28134 28167 28147 28135 28091	450.00
72886	09/19/2023	HALLS SERVICE LLC A/	Multiple I	10E108 2560 3230 84 000000	cleanings and service calls Invoice 28146 28134 28167 28147 28135 28091	475.00
72886	09/19/2023	HALLS SERVICE LLC A/	Multiple I	10E109 2560 3230 84 000000	cleanings and service calls Invoice 28146 28134 28167 28147 28135 28091	806.50
					Totals for 72886	1,731.50
72887	09/19/2023	HEARTLAND MECHANICAL	Applicatio	20E965 2535 5230 30 000000	Application 16A project 21082 JH Reno Phase 2	217,522.58
					Totals for 72887	217,522.58
72888	09/19/2023	HEGGERTY	295118	10E960 1250 4100 30 000000	Wendy Springvloed materials for next year	79.00
					Totals for 72888	79.00
72889	09/19/2023	HERRERA, PAT	08222023	10R000 1811 0000 00 000003	Registration Refund T. Nelson	43.00
					Totals for 72889	43.00
72890	09/19/2023	HILL PRINTING	44630	10E000 2520 4100 00 000000	ENVELOPES	363.50
					Totals for 72890	363.50
72891	09/19/2023	HOLCOMB FOUNDATION	I-14011	60E000 2535 5230 00 221000	Cylinder Testing	192.00
					Totals for 72891	192.00
72892	09/19/2023	HORACE MANN LEAGUE-U	Rebecca Mo	10E000 2321 6400 00 000000	b. Moss Membership for Horace Mann League	175.00
					Totals for 72892	175.00

CHECK NUMBER	CHECK DATE	VENDOR	INVOICE NUMBER	ACCOUNT NUMBER	INVOICE DESCRIPTION	AMOUNT
72893	09/19/2023	HOUGHTON MIFFLIN HAR	710268913	10E303 1103 3190 00 000000	Scholastic Reading Inventory for English Enrichment. Each license is $5.90.	295.00
					Totals for 72893	295.00
72894	09/19/2023	HSG MECHANICAL CONTR	Multiple	20E000 2542 3190 00 000000	Service call Invoice 50067 50066 50051 50038	4,724.55
72894	09/19/2023	HSG MECHANICAL CONTR	Multiple I	20E000 2542 3190 00 000000	Maintenance Labor and parts Invocies 50001 50015 50016 50034 50031	8,427.04
72894	09/19/2023	HSG MECHANICAL CONTR	Multiple I	20E000 2542 3190 00 000000	Service call Invoice 50100 50095 50108 50128 50092 50072 50080 50136	11,981.88
					Totals for 72894	25,133.47
72895	09/19/2023	HUNDLEY, TIARA	08282023	10R000 1811 0000 00 000001	Registration Refund B. L. Martin	66.00
					Totals for 72895	66.00
72896	09/19/2023	IGSMA SOUTHERN DIVIS	Marion Jun	10E204 1102 6400 00 000000	IGSMA dues	80.00
					Totals for 72896	80.00
72897	09/19/2023	IHSCDEA	Marion Hig	10E303 1103 6400 00 000000	Williamson County Traffic Safety Days Marty Cameron's membership Cody Pauls membership Dean Schulmeister's membership	225.00
					Totals for 72897	225.00
72898	09/19/2023	IL SCIENCE TEACHERS	08992	10E303 1103 3320 00 000000	Attend Illinois Science Teaching Association state conference for professional development Alyssa Weisenstein	75.00
					Totals for 72898	75.00
72899	09/19/2023	ILLINOIS PRINCIPALS	J. Corzine	10E107 2410 6400 00 000000	2023-2024 IPA MEMBERSHIP FOR JESSICA CORZINE.	382.43
72899	09/19/2023	ILLINOIS PRINCIPALS	L. Watts	10E000 2210 6400 00 000000	IPA Dues for 23-24 school year	429.00
					Totals for 72899	811.43
72900	09/19/2023	IPA	Multiple	10E303 2410 6400 00 000000	IPA MEMBERSHIPS	1,393.51
72900	09/19/2023	IPA	Multiple	10E204 2410 6400 00 000000	IPA MEMBERSHIPS	1,092.31
72900	09/19/2023	IPA	Multiple	10E109 2410 6400 00 000000	IPA MEMBERSHIPS	357.00
					Totals for 72900	2,842.82
72901	09/19/2023	JOHN A LOGAN COLLEGE	MAR-2023-1	10E303 1103 3190 00 000002	Tuition	1,275.00
					Totals for 72901	1,275.00
72902	09/19/2023	JW PEPPER & SONS, IN	365536385	10E303 1103 4140 00 000000	Boogie Wonderland	55.00
72902	09/19/2023	JW PEPPER & SONS, IN	Multiple	10E303 1103 4130 00 000000	Music for 2023-2024 School year Invoices 365427814 365448234 365417150 365416127 365415954 365428133	496.00
					Totals for 72902	551.00
72903	09/19/2023	KEHRER BROTHERS WEST	Project 22	20E965 2535 5230 30 000000	Roof Replacement Jefferson	100,477.80
					Totals for 72903	100,477.80
72904	09/19/2023	KEMPER CPA GROUP, LL	1209661	10E000 2520 3170 00 000000	Progress Billing on the audit of the June 30, 2023 financial statements	16,687.50
					Totals for 72904	16,687.50
72905	09/19/2023	KIDDER MUSIC SERVICE	1000265498	10E204 1102 4130 00 000000	ILMEA music	338.00
					Totals for 72905	338.00
72906	09/19/2023	KOHL WHOLESALE	08312023 S	10E303 2560 4100 84 000000	Food service	16,969.14

CHECK NUMBER	CHECK DATE	VENDOR	INVOICE NUMBER	ACCOUNT NUMBER	INVOICE DESCRIPTION	AMOUNT
72906	09/19/2023	KOHL WHOLESALE	08312023 S	10E204 2560 4100 84 000000	Food service	29,152.96
72906	09/19/2023	KOHL WHOLESALE	08312023 S	10E105 2560 4100 84 000000	Food service	2,916.30
72906	09/19/2023	KOHL WHOLESALE	08312023 S	10E107 2560 4100 84 000000	Food service	4,268.51
72906	09/19/2023	KOHL WHOLESALE	08312023 S	10E108 2560 4100 84 000000	Food service	10,046.98
72906	09/19/2023	KOHL WHOLESALE	08312023 S	10E109 2560 4100 84 000000	Food service	6,090.65
72906	09/19/2023	KOHL WHOLESALE	08312023 S	10E110 2560 4100 84 000000	Food service	6,569.00
					Totals for 72906	76,013.54
72907	09/19/2023	KRIHA BOUCEK	5532	80E000 2365 3180 00 000000	Legal Service	627.00
					Totals for 72907	627.00
72908	09/19/2023	KROGER - LOUISVILLE	035820	10E303 1103 4100 00 000000	food for labs	12.27
72908	09/19/2023	KROGER - LOUISVILLE	089991	10E303 1103 4100 00 000000	Food for labs	28.68
72908	09/19/2023	KROGER - LOUISVILLE	035287	10E303 1103 4100 00 000000	Food for labs	144.52
72908	09/19/2023	KROGER - LOUISVILLE	026005	10E303 1103 4100 00 000000	Kiddie City Supplies	89.79
72908	09/19/2023	KROGER - LOUISVILLE	162036	10E303 1103 4100 00 000000	food for labs	33.60
					Totals for 72908	308.86
72909	09/19/2023	LAKESHORE LEARNING M	8978830726	10E110 1101 4100 00 000000	SY 23-24 Instructional Materials request Tanner/Mausey	227.72
					Totals for 72909	227.72
72910	09/19/2023	LEXIA LEARNING	SIN102444	10E965 1250 3190 30 000000	LETRS Professional Development Training	37,140.00
					Totals for 72910	37,140.00
72911	09/19/2023	LEXIA VOYAGER SOPRIS	6971668	10E960 1250 4100 30 000000	Acadience Math licenses for Title Math progress monitoring. Quote # 00139560	250.00
					Totals for 72911	250.00
72912	09/19/2023	LIGHTSPEED TECHNOLOG	150738	10E107 2222 4100 00 000000	Redcat with Flexmike for Kerrie Beers and Library	1,177.00
					Totals for 72912	1,177.00
72913	09/19/2023	LITERACY FOOTPRINTS	I254415	10E960 1250 4100 30 000000	Malea Howell Instructional Materials for 2023-2024	69.30
					Totals for 72913	69.30
72914	09/19/2023	LITTLE TRACTOR & EQU	08312023 S	20E000 2543 4100 00 000000	Grounds Supplies	362.05
					Totals for 72914	362.05
72915	09/19/2023	MACGILL MEDICAL SUPP	IN0842280	10E108 2134 4100 00 000000	Nurse supplies	41.63
					Totals for 72915	41.63
72916	09/19/2023	MAIER'S TIDY BOWL	I-15497	20E000 2542 3190 00 000000	Portable toilet rental	135.45
					Totals for 72916	135.45
72917	09/19/2023	MAJESTIC ENTERPRIZE,	22924	20E000 2542 4100 00 000000	maintenance supplies/complex	332.50
					Totals for 72917	332.50
72918	09/19/2023	MARENEM INC.	14027	10E110 1101 4100 00 000000	SY 23-24 Instructional Requisitions - Secret Stories Phonics	3,207.50
72918	09/19/2023	MARENEM INC.	14306	10E965 1250 4100 30 000000	approved teachers instruction materials	1,056.10
					Totals for 72918	4,263.60
72919	09/19/2023	MARION HIGH SCHOOL P	MHS Petty	10E303 1103 4100 00 000000	MHS- SCIENCE LAB- PETTY CASH	9.83
					Totals for 72919	9.83
72920	09/19/2023	MARTIN ELECTRIC INC	17602	20E000 2542 3190 00 000000	MHS Parking lot light replacement	1,014.00
					Totals for 72920	1,014.00
72921	09/19/2023	MCCOIN, KELSEY	09122023	10R000 1999 0000 00 000000	Lost Book Refund J. Bahrens	100.00
					Totals for 72921	100.00
72922	09/19/2023	MCGRAW-HILL EDUCATIO	1287744820	10E965 1250 4100 30 000000	Additional Student Textbooks for English 1, 2, 3, 4	31,038.03
					Totals for 72922	31,038.03

CHECK NUMBER	CHECK DATE	VENDOR	INVOICE NUMBER	ACCOUNT NUMBER	INVOICE DESCRIPTION	AMOUNT
72923	09/19/2023	MCMASTERS CARR	12623038	20E000 2542 4100 00 000000	Maintenance supplies	38.18
					Totals for 72923	38.18
72924	09/19/2023	MEDCO SUPPLY CO	IN96653360	10E000 1500 4100 00 000000	GENERAL ATHLETICS - TRAINER SUPPLIES	116.88
72924	09/19/2023	MEDCO SUPPLY CO	IN96653360	10E000 1500 4100 00 000000	GENERAL ATHLETICS - TRAINER SUPPLIES	2.85
72924	09/19/2023	MEDCO SUPPLY CO	IN96653360	10E000 1500 4100 00 000000	GENERAL ATHLETICS - TRAINER SUPPLIES	12.84
72924	09/19/2023	MEDCO SUPPLY CO	IN96653360	10E000 1500 4100 00 000000	GENERAL ATHLETICS - TRAINER SUPPLIES	162.85
72924	09/19/2023	MEDCO SUPPLY CO	IN96653360	10E000 1500 4100 00 000000	GENERAL ATHLETICS - TRAINER SUPPLIES	25.59
72924	09/19/2023	MEDCO SUPPLY CO	IN96653360	10E000 1500 4100 00 000000	GENERAL ATHLETICS - TRAINER SUPPLIES	9.85
72924	09/19/2023	MEDCO SUPPLY CO	IN96653360	10E000 1500 4100 00 000000	GENERAL ATHLETICS - TRAINER SUPPLIES	29.86
72924	09/19/2023	MEDCO SUPPLY CO	IN96653360	10E000 1500 4100 00 000000	GENERAL ATHLETICS - TRAINER SUPPLIES	2.32
72924	09/19/2023	MEDCO SUPPLY CO	IN96653360	10E000 1500 4100 00 000000	GENERAL ATHLETICS - TRAINER SUPPLIES	10.00
72924	09/19/2023	MEDCO SUPPLY CO	IN96653360	10E000 1500 4100 00 000000	GENERAL ATHLETICS - TRAINER SUPPLIES	20.88
72924	09/19/2023	MEDCO SUPPLY CO	IN96653360	10E000 1500 4100 00 000000	GENERAL ATHLETICS - TRAINER SUPPLIES	17.59
72924	09/19/2023	MEDCO SUPPLY CO	IN96653360	10E000 1500 4100 00 000000	GENERAL ATHLETICS - TRAINER SUPPLIES	14.01
72924	09/19/2023	MEDCO SUPPLY CO	IN96653360	10E000 1500 4100 00 000000	GENERAL ATHLETICS - TRAINER SUPPLIES	17.98
72924	09/19/2023	MEDCO SUPPLY CO	IN96653360	10E000 1500 4100 00 000000	GENERAL ATHLETICS - TRAINER SUPPLIES	11.24
72924	09/19/2023	MEDCO SUPPLY CO	IN96653360	10E000 1500 4100 00 000000	GENERAL ATHLETICS - TRAINER SUPPLIES	12.08
72924	09/19/2023	MEDCO SUPPLY CO	IN96653360	10E000 1500 4100 00 000000	GENERAL ATHLETICS - TRAINER SUPPLIES	33.43
72924	09/19/2023	MEDCO SUPPLY CO	IN96653360	10E000 1500 4100 00 000000	GENERAL ATHLETICS - TRAINER SUPPLIES	-42.70
					Totals for 72924	457.55
72925	09/19/2023	MENARDS	50837	20E000 2542 4100 00 000000	Maintenance supplies	587.90
					Totals for 72925	587.90
72926	09/19/2023	NASCO-FORT ATKINSON	471784	10E930 1250 4100 30 105000	REID ROPER'S INSTRUCTIONAL MATERIALS REQUEST	193.19
72926	09/19/2023	NASCO-FORT ATKINSON	471784	10E960 1250 4100 30 000000	REID ROPER'S INSTRUCTIONAL MATERIALS REQUEST	42.07
					Totals for 72926	235.26
72927	09/19/2023	NEURORESTORATIVE	0723-38090	10E303 1103 3190 00 000002	B. White	3,113.32
					Totals for 72927	3,113.32
72928	09/19/2023	NEW ENGLAND DANCE MA	11321	10E965 1250 4100 30 000000	songbooks for Mrs. Nigro's music	146.00
					Totals for 72928	146.00
72929	09/19/2023	ORIENTAL TRADING CO	7256217250	10E960 1250 4100 30 000000	INSTRUCTIONAL MATERIALS REQUEST FOR CINDY MCCARTY 2ND GRADE	20.88
					Totals for 72929	20.88
72930	09/19/2023	OWEN, ASHLEY	MHS	10R000 1811 0000 00 000003	Registration Refund A. Owen	43.00
					Totals for 72930	43.00
72931	09/19/2023	PATE, MATTHEW	Lincoln Sc	20E000 2542 3400 00 000000	Professional Communications	465.00

CHECK NUMBER	CHECK DATE	VENDOR	INVOICE NUMBER	ACCOUNT NUMBER	INVOICE DESCRIPTION	AMOUNT
					Systems Repairs	
72931	09/19/2023	PATE, MATTHEW	12813	20E000 2542 3400 00 000000	SERVICE CALL TO FIX 2 PHONES; THE LIBRARY AND MS GOOCH'S ROOM	230.00
					Totals for 72931	695.00
72932	09/19/2023	PEPSI MIDAMERICA	10883315	10E000 2520 4100 00 000000	UNIT SUPPLIES	557.30
					Totals for 72932	557.30
72933	09/19/2023	PERMA-BOUND	1964680-01	10E107 2222 4100 00 000000	166 books for Jefferson School due to car accident.	2,596.88
72933	09/19/2023	PERMA-BOUND	1965849-00	10E000 2222 4300 00 000004	Library Grant - Books for all 5 Elementary Libraries	156.08
					Totals for 72933	2,752.96
72934	09/19/2023	PINCKNEYVILLE BAND P	Marion Mus	10E303 1103 4140 00 000000	Mardi Gras Entry Fee	150.00
					Totals for 72934	150.00
72935	09/19/2023	PLANK ROAD PUBL INC	24-001834	10E110 1101 4100 00 000000	SY 23-24 Instructional Requisition	152.45
					Plank Road Publishing	
					Totals for 72935	152.45
72936	09/19/2023	PRAIRIE FARMS DAIRY	09012023 S	10E000 2560 4100 84 429900	Food service	20,490.67
					Totals for 72936	20,490.67
72937	09/19/2023	PRO TEK COMMUNICATIO	12250	10E000 2225 4100 00 000000	Jefferson cameras	350.00
					Totals for 72937	350.00
72938	09/19/2023	PRO TEK COMMUNICATIO	12252	10E000 2225 3190 00 000000	Camera repair Jr. High contractor damage	350.00
					Totals for 72938	350.00
72939	09/19/2023	REALLY GOOD STUFF	8319653	10E965 1250 4100 30 000000	approved teacher instructional materials request for Stephanie Brown	231.90
					Totals for 72939	231.90
72940	09/19/2023	REGIONAL OFFICE ED	1237	10E303 1103 4100 00 000000	PAPER ORDERS	6,602.88
72940	09/19/2023	REGIONAL OFFICE ED	1237	10E204 1102 4100 00 000000	PAPER ORDERS	4,219.98
72940	09/19/2023	REGIONAL OFFICE ED	1237	10E105 1101 4100 00 000000	PAPER ORDERS	1,561.22
72940	09/19/2023	REGIONAL OFFICE ED	1237	10E107 1101 4100 00 000000	PAPER ORDERS	2,412.26
72940	09/19/2023	REGIONAL OFFICE ED	1237	10E108 1101 4100 00 000000	PAPER ORDERS	2,870.06
72940	09/19/2023	REGIONAL OFFICE ED	1237	10E109 1101 4100 00 000000	PAPER ORDERS	1,443.83
72940	09/19/2023	REGIONAL OFFICE ED	1237	10E110 1101 4100 00 000000	PAPER ORDERS	2,828.97
					Totals for 72940	21,939.20
72941	09/19/2023	RENT ALL SALES	08252023 S	20E000 2542 3190 00 000000	Lift bucket rental	92.93
					Totals for 72941	92.93
72942	09/19/2023	RESERVE ACCOUNT	08/31/2023	10E000 2510 3400 00 000000	Postage	1,000.00
72942	09/19/2023	RESERVE ACCOUNT	08/31/2023	10E108 1101 3400 00 000000	Postage	500.00
72942	09/19/2023	RESERVE ACCOUNT	08/31/2023	10E110 1101 3400 00 000000	Postage	358.00
					Totals for 72942	1,858.00
72943	09/19/2023	ROY WALKER COMMUNICA	148689	10E204 1102 4100 00 000000	MJHS- RADIO BATTERIES	160.00
72943	09/19/2023	ROY WALKER COMMUNICA	148515	10E204 1102 4100 00 000000	BATTERY- MJHS /LI	55.00
72943	09/19/2023	ROY WALKER COMMUNICA	148515	10E108 1101 4100 00 000000	BATTERY- MJHS /LI	110.00
					Totals for 72943	325.00
72944	09/19/2023	RURAL KING	08262023 S	20E000 2542 4100 00 000000	Maintenance supplies	1,384.24
					Totals for 72944	1,384.24
72945	09/19/2023	S & S DISCOUNT SPORT	IN10123786	10E960 1250 4100 30 000000	Stephen Webb P.E. Supplies	282.01
					Totals for 72945	282.01
72946	09/19/2023	S AND S WORLDWIDE	101237271/	10E110 1101 4100 00 000000	SY 23-24 Instructional	1,125.63

CHECK NUMBER	CHECK DATE	VENDOR	INVOICE NUMBER	ACCOUNT NUMBER	INVOICE DESCRIPTION	AMOUNT
					Requisition - S & S Worldwide (B. Betz)	
					Totals for 72946	1,125.63
72947	09/19/2023	SAMRON MIDWEST	Applicatio	60E303 2535 5230 00 220980	Marion ADA Marion HS Adams	20,024.60
					Totals for 72947	20,024.60
72948	09/19/2023	SCHOLASTIC MAGAZINES	M7358315-5	10E107 1101 4100 00 000000	2023-2024 EGYPTIAN CO-OP GRANT FOR KINDERGARTEN TEACHER KELSEY ROHRER	307.12
					Totals for 72948	307.12
72949	09/19/2023	SCHOOL FIX CATALOG	543860A	10E108 1101 4100 00 000000	Parking lot supplies	474.53
					Totals for 72949	474.53
72950	09/19/2023	SCHOOL NURSE SUPPLY,	0963310-IN	10E109 2134 4100 00 000000	supplies for the nurse	342.73
72950	09/19/2023	SCHOOL NURSE SUPPLY,	0959988-IN	10E107 2134 4100 00 000000	SCHOOL NURSE SUPPLIES FOR 2023-2024	441.49
72950	09/19/2023	SCHOOL NURSE SUPPLY,	0959647-IN	10E105 2134 4100 00 000000	Nursing supplies for Adams School	607.38
72950	09/19/2023	SCHOOL NURSE SUPPLY,	0961820-IN	10E108 2134 4100 00 000000	Nurse Station Supplies	35.45
72950	09/19/2023	SCHOOL NURSE SUPPLY,	0961893-IN	10E965 1250 4100 30 000000	SY 23-24 School Nurse Supply - S Dunaway	280.84
					Totals for 72950	1,707.89
72951	09/19/2023	SCHOOL TECH SUPPLY	INV-001093	10E000 2225 4100 00 000000	Replacement monitors	576.00
72951	09/19/2023	SCHOOL TECH SUPPLY	INV-001119	10E954 1250 3190 00 000000	Chromebooks	11,130.00
72951	09/19/2023	SCHOOL TECH SUPPLY	INV-001119	10E954 1250 4100 00 000000	Chromebooks	74,412.00
					Totals for 72951	86,118.00
72952	09/19/2023	SEAT SACK INC	75389	10E960 1250 4100 30 000000	Brandon Crosson materials for next year	298.75
					Totals for 72952	298.75
72953	09/19/2023	SECOND STEP COMMITTE	2042960	10E960 1250 4100 30 000000	Approved Instructional Materials for Aileen Stapleton for 23-24 school year	1,129.00
					Totals for 72953	1,129.00
72954	09/19/2023	SECURITY ALARM CORP	188954	20E000 2542 4100 00 000000	BATTERY- JE	100.00
72954	09/19/2023	SECURITY ALARM CORP	189015	20E000 2542 3190 00 000000	SERVICE CALL- LI	350.00
72954	09/19/2023	SECURITY ALARM CORP	189186	20E000 2542 3190 00 000000	fire alarm inspection	4,425.00
					Totals for 72954	4,875.00
72955	09/19/2023	SHIVELBINES MUSIC ST	377133	10E204 1102 4140 00 000000	Repairs Invoices 358718 376651 377133	154.70
72955	09/19/2023	SHIVELBINES MUSIC ST	377133	10E204 1102 5440 00 000000	Repairs Invoices 358718 376651 377133	896.40
72955	09/19/2023	SHIVELBINES MUSIC ST	378296	10E204 1102 4140 00 000000	40 method books. Habits of a Successful Middle School Muscian I have a list to Megan at Shivelbines	338.30
					Totals for 72955	1,389.40
72956	09/19/2023	SIMMONS, DARRIN	08162023	10R000 1611 0000 84 000003	Food Service Refund C. Simmons	28.50
					Totals for 72956	28.50
72957	09/19/2023	SKELCHER-MILANI SEPT	6842	10E110 2560 3190 84 000000	Pump grease trap-Washington	175.00
					Totals for 72957	175.00
72958	09/19/2023	SMALL WORLD MUSICFOL	200024562	10E303 1103 4130 00 000000	Choir Folders	333.65
					Totals for 72958	333.65
72959	09/19/2023	SMITH HAFELI, INC	Applicatio	60E107 2535 5230 00 230440	Jefferson-General Work	233,284.50
					Totals for 72959	233,284.50
72960	09/19/2023	SOUTHERN ILLINOIS RE	81172	10E000 1446 4100 00 000004	concrete for footings	3,928.00
					Totals for 72960	3,928.00

CHECK NUMBER	CHECK DATE	VENDOR	INVOICE NUMBER	ACCOUNT NUMBER	INVOICE DESCRIPTION	AMOUNT
72961	09/19/2023	SOUTHERN BUS & MOBIL	13543	40E000 2550 3190 00 000001	Lease Extension for the 2021 Chevrolet 14 Passenger bus	8,560.81
72961	09/19/2023	SOUTHERN BUS & MOBIL	13543	40E000 2550 3190 00 000002	Lease Extension for the 2021 Chevrolet 14 Passenger bus	1,228.21
					Totals for 72961	9,789.02
72962	09/19/2023	STATE ELECTRIC SUPPL	07312023 S	20E000 2542 4100 00 000000	Maintenance Supplies	339.77
					Totals for 72962	339.77
72963	09/19/2023	SUPPLY SOLUTIONS	08312023 S	20E303 2542 4100 00 000000	Maintenance Supplies	2,454.26
72963	09/19/2023	SUPPLY SOLUTIONS	08312023 S	20E204 2542 4100 00 000000	Maintenance Supplies	1,971.88
72963	09/19/2023	SUPPLY SOLUTIONS	08312023 S	20E105 2542 4100 00 000000	Maintenance Supplies	967.24
72963	09/19/2023	SUPPLY SOLUTIONS	08312023 S	20E107 2542 4100 00 000000	Maintenance Supplies	793.92
72963	09/19/2023	SUPPLY SOLUTIONS	08312023 S	20E108 2542 4100 00 000000	Maintenance Supplies	2,563.36
72963	09/19/2023	SUPPLY SOLUTIONS	08312023 S	20E109 2542 4100 00 000000	Maintenance Supplies	502.22
72963	09/19/2023	SUPPLY SOLUTIONS	08312023 S	20E110 2542 4100 00 000000	Maintenance Supplies	323.00
72963	09/19/2023	SUPPLY SOLUTIONS	08312023 S	10E000 2560 4100 84 000000	Maintenance Supplies	2,998.20
					Totals for 72963	12,574.08
72964	09/19/2023	T-MOBILE USA INC	2023082416	10E953 1250 4100 00 000000	HotSpots 23-24 school year All buidlngs	31,857.00
					Totals for 72964	31,857.00
72965	09/19/2023	TEAM FITZ GRAPHICS	60441	10E000 1500 4100 00 000000	GENERAL ATHLETICS 1000 POINT CLUB BOARD	1,320.00
72965	09/19/2023	TEAM FITZ GRAPHICS	60441	10E000 1500 4100 00 000000	GENERAL ATHLETICS 1000 POINT CLUB BOARD	335.00
					Totals for 72965	1,655.00
72966	09/19/2023	THE HOME DEPOT PRO	08252023 S	20E000 2542 4100 00 000000	Maintenance Supplies	2,667.91
72966	09/19/2023	THE HOME DEPOT PRO	08252023 S	10E303 1103 4100 00 000000	Maintenance Supplies	1,113.05
72966	09/19/2023	THE HOME DEPOT PRO	08252023 S	20E303 2542 4100 00 000000	Maintenance Supplies	1,257.19
72966	09/19/2023	THE HOME DEPOT PRO	08252023 S	20E204 2542 4100 00 000000	Maintenance Supplies	-829.23
72966	09/19/2023	THE HOME DEPOT PRO	08252023 S	20E105 2542 4100 00 000000	Maintenance Supplies	581.16
72966	09/19/2023	THE HOME DEPOT PRO	08252023 S	20E107 2542 4100 00 000000	Maintenance Supplies	316.58
72966	09/19/2023	THE HOME DEPOT PRO	08252023 S	20E108 2542 4100 00 000000	Maintenance Supplies	-115.58
72966	09/19/2023	THE HOME DEPOT PRO	08252023 S	20E109 2542 4100 00 000000	Maintenance Supplies	509.98
72966	09/19/2023	THE HOME DEPOT PRO	08252023 S	20E110 2542 4100 00 000000	Maintenance Supplies	699.33
					Totals for 72966	6,200.39
72967	09/19/2023	THE READING LEAGUE	4620	10E960 1250 4100 30 000000	INSTRUCTIONAL MATERIALS REQUEST FOR TERRILL OWENS READING SPECIALIST	27.67
					Totals for 72967	27.67
72968	09/19/2023	TKE ELEVATOR CORPORA	5005507355	20E000 2542 3190 00 000000	Elevator service	3,853.26
					Totals for 72968	3,853.26
72969	09/19/2023	US FOODS	07312023 S	10E303 2560 4100 84 000000	Summer school/food service	2,957.15
72969	09/19/2023	US FOODS	07312023 S	10E108 2560 4100 84 000000	Summer school/food service	4,266.10
					Totals for 72969	7,223.25
72970	09/19/2023	VOCES DIGITAL	191574	10E303 1103 4200 00 000000	Voces por el Mundo 1--Print Textbook	7,150.05
					Totals for 72970	7,150.05
72971	09/19/2023	WARD'S SCIENCE	8812478926	10E303 1103 4100 00 000000	Biology & Forensic Supplies	132.48
					Totals for 72971	132.48
72972	09/19/2023	WIESE USA	08254469	20E000 2545 3230 00 000000	maintenance repairs/labor	911.27
72972	09/19/2023	WIESE USA	Acct 06552	20E000 2542 3190 00 000000	Repair floor squeegee	4,162.02
					Totals for 72972	5,073.29
					Totals for checks	1,152,110.88

F U N D S U M M A R Y

FUND	DESCRIPTION	BALANCE SHEET	REVENUE	EXPENSE	TOTAL
10	EDUCATIONAL FUND	4,111.91	477.75	430,395.78	434,985.44
20	OPERATIONS & MAINTENANCE FUND	803.61	0.00	421,381.17	422,184.78
40	TRANSPORTATION FUND	2.02	0.00	9,789.02	9,791.04
60	CAPITAL PROJECTS FUND OR FUND	0.00	0.00	284,522.62	284,522.62
80	TORT IMMUNITY AND JUDGMENT FUN	0.00	0.00	627.00	627.00
*** Fund Summary Totals ***		4,917.54	477.75	1,146,715.59	1,152,110.88

********** End of report **********

CHECK NUMBER	CHECK DATE	VENDOR	ACCOUNT NUMBER	INVOICE DESCRIPTION		AMOUNT
202300051	09/08/2023	COMMON REMITTER	10L000 4810 0000 00 00045	Payroll accrual		203.29
202300051	09/08/2023	COMMON REMITTER	10L000 4810 0000 00 00045	Payroll accrual		4,088.00
202300051	09/08/2023	COMMON REMITTER	10L000 4810 0000 00 00045	Payroll accrual		161.24
					Totals for 202300051	4,452.53
202300052	09/08/2023	ILLINOIS DEPT OF REV	10L000 4810 0000 00 00045	Payroll accrual		40,995.29
202300052	09/08/2023	ILLINOIS DEPT OF REV	20L000 4810 0000 00 00045	Payroll accrual		2,412.83
202300052	09/08/2023	ILLINOIS DEPT OF REV	40L000 4810 0000 00 00045	Payroll accrual		41.62
202300052	09/08/2023	ILLINOIS DEPT OF REV	10L000 4810 0000 00 00045	Payroll accrual		305.00
					Totals for 202300052	43,754.74
202300053	09/08/2023	ILLINOIS MUNICIPAL	10L000 4810 0000 00 00045	Payroll accrual		338.92
202300053	09/08/2023	ILLINOIS MUNICIPAL	20L000 4810 0000 00 00045	Payroll accrual		735.66
202300053	09/08/2023	ILLINOIS MUNICIPAL	10L000 4710 0000 00 00000	Payroll accrual		6,050.64
202300053	09/08/2023	ILLINOIS MUNICIPAL	20L000 4710 0000 00 00000	Payroll accrual		2,371.73
202300053	09/08/2023	ILLINOIS MUNICIPAL	40L000 4710 0000 00 00000	Payroll accrual		42.67
202300053	09/08/2023	ILLINOIS MUNICIPAL	51L000 4710 0000 00 00000	Payroll accrual		16,610.27
					Totals for 202300053	26,149.89
202300054	09/08/2023	INTERNAL REVENUE SER	10L000 4810 0000 00 00045	Payroll accrual		9,459.81
202300054	09/08/2023	INTERNAL REVENUE SER	20L000 4810 0000 00 00045	Payroll accrual		3,365.41
202300054	09/08/2023	INTERNAL REVENUE SER	40L000 4810 0000 00 00045	Payroll accrual		54.78
202300054	09/08/2023	INTERNAL REVENUE SER	10L000 4810 0000 00 00045	Payroll accrual		73,794.62
202300054	09/08/2023	INTERNAL REVENUE SER	20L000 4810 0000 00 00045	Payroll accrual		2,765.19
202300054	09/08/2023	INTERNAL REVENUE SER	40L000 4810 0000 00 00045	Payroll accrual		82.58
202300054	09/08/2023	INTERNAL REVENUE SER	10L000 4810 0000 00 00045	Payroll accrual		12,523.83
202300054	09/08/2023	INTERNAL REVENUE SER	20L000 4810 0000 00 00045	Payroll accrual		787.09
202300054	09/08/2023	INTERNAL REVENUE SER	40L000 4810 0000 00 00045	Payroll accrual		12.81
202300054	09/08/2023	INTERNAL REVENUE SER	10L000 4810 0000 00 00045	Payroll accrual		4,105.25
202300054	09/08/2023	INTERNAL REVENUE SER	20L000 4810 0000 00 00045	Payroll accrual		25.00
202300054	09/08/2023	INTERNAL REVENUE SER	50L000 4710 0000 00 00000	Payroll accrual		12,880.00
202300054	09/08/2023	INTERNAL REVENUE SER	50L000 4710 0000 00 00000	Payroll accrual		13,323.73
					Totals for 202300054	133,180.10
202300055	09/08/2023	TEACHER HEALTH INS S	10L000 4810 0000 00 00045	Payroll accrual		0.48
202300055	09/08/2023	TEACHER HEALTH INS S	10L000 4710 0000 00 00000	Payroll accrual		13,013.80
202300055	09/08/2023	TEACHER HEALTH INS S	10L000 4710 0000 00 00000	Payroll accrual		0.36
					Totals for 202300055	13,014.64
202300056	09/08/2023	TEACHERS RET0058	10L000 4710 0000 00 00000	Payroll accrual		4,812.48
202300056	09/08/2023	TEACHERS RET0058	10L000 4710 0000 00 00000	Payroll accrual		0.31
					Totals for 202300056	4,812.79
202300057	09/08/2023	TEACHERS RETIREMENT	10L000 4810 0000 00 00045	Payroll accrual		4.80
202300057	09/08/2023	TEACHERS RETIREMENT	10L000 4710 0000 00 00000	Payroll accrual		74,600.49
					Totals for 202300057	74,605.29
202300058	09/08/2023	TEACHERS RETIREMT SY	10L000 4710 0000 00 00000	Payroll accrual		6,140.09
202300058	09/08/2023	TEACHERS RETIREMT SY	10L000 4710 0000 00 00000	Payroll accrual		0.00
					Totals for 202300058	6,140.09
202300059	09/08/2023	TRS SSP	10L000 4810 0000 00 00045	Payroll accrual		300.00
202300059	09/08/2023	TRS SSP	10L000 4810 0000 00 00045	Payroll accrual		42.00
202300059	09/08/2023	TRS SSP	10L000 4810 0000 00 00045	Payroll accrual		1,723.75
					Totals for 202300059	2,065.75
202300060	09/19/2023	CITY OF MARION WATER	20E000 2542 3700 00 00001	District Water		34.25
202300060	09/19/2023	CITY OF MARION WATER	20E000 2542 3700 00 00001	District Water		59.10
202300060	09/19/2023	CITY OF MARION WATER	20E110 2542 3700 00 00000	District Water		255.59
202300060	09/19/2023	CITY OF MARION WATER	20E109 2542 3700 00 00000	District Water		63.74
202300060	09/19/2023	CITY OF MARION WATER	20E108 2542 3700 00 00000	District Water		788.69
202300060	09/19/2023	CITY OF MARION WATER	20E107 2542 3700 00 00000	District Water		598.90
202300060	09/19/2023	CITY OF MARION WATER	20E204 2542 3700 00 00000	District Water		306.67
202300060	09/19/2023	CITY OF MARION WATER	20E303 2542 3700 00 00000	District Water		555.52
					Totals for 202300060	2,662.46

CHECK NUMBER	CHECK DATE	VENDOR	ACCOUNT NUMBER	INVOICE DESCRIPTION	AMOUNT
				Totals for checks	310,838.28

F U N D S U M M A R Y

FUND	DESCRIPTION	BALANCE SHEET	REVENUE	EXPENSE	TOTAL
10	EDUCATIONAL FUND	252,664.45	0.00	0.00	252,664.45
20	OPERATIONS & MAINTENANCE FUND	12,462.91	0.00	2,662.46	15,125.37
40	TRANSPORTATION FUND	234.46	0.00	0.00	234.46
50	SOCIAL SECURITY/MEDICARE	26,203.73	0.00	0.00	26,203.73
51	ILLINOIS MUNICIPAL RETIREMENT	16,610.27	0.00	0.00	16,610.27
*** Fund Summary Totals ***		308,175.82	0.00	2,662.46	310,838.28

********** End of report **********

CHECK NUMBER	CHECK DATE	VENDOR	ACCOUNT NUMBER	INVOICE DESCRIPTION	AMOUNT
232400023	09/05/2023	HOMEFIELD ENERGY	20E000 2542 4660 00 00001	Electric District	712.57
232400023	09/05/2023	HOMEFIELD ENERGY	20E107 2542 4660 00 00000	Electric District	4,163.49
232400023	09/05/2023	HOMEFIELD ENERGY	20E108 2542 4660 00 00000	Electric District	6,062.90
232400023	09/05/2023	HOMEFIELD ENERGY	20E109 2542 4660 00 00000	Electric District	2,534.48
232400023	09/05/2023	HOMEFIELD ENERGY	20E110 2542 4660 00 00000	Electric District	5,559.07
232400023	09/05/2023	HOMEFIELD ENERGY	20E204 2542 4660 00 00000	Electric District	7,820.00
232400023	09/05/2023	HOMEFIELD ENERGY	20E303 2542 4660 00 00000	Electric District	38,721.18
				Totals for 232400023	65,573.69
232400024	09/05/2023	PRICE, SHERRIE	10E105 2560 3320 84 00000	8/4/2023 mileage	226.80
				Totals for 232400024	226.80
232400025	09/05/2023	WILLIAMSON COUNTY ED	10E000 4120 3190 12 00000	Pre-k Local Assessment	51,346.00
				Totals for 232400025	51,346.00
232400026	09/08/2023	MARION CUSD #2 HEALT	10L000 4810 0000 00 00045	Payroll accrual	7,026.90
232400026	09/08/2023	MARION CUSD #2 HEALT	20L000 4810 0000 00 00045	Payroll accrual	234.23
232400026	09/08/2023	MARION CUSD #2 HEALT	10L000 4810 0000 00 00045	Payroll accrual	4,678.30
232400026	09/08/2023	MARION CUSD #2 HEALT	20L000 4810 0000 00 00045	Payroll accrual	835.41
232400026	09/08/2023	MARION CUSD #2 HEALT	40L000 4810 0000 00 00045	Payroll accrual	55.69
232400026	09/08/2023	MARION CUSD #2 HEALT	10L000 4810 0000 00 00045	Payroll accrual	498.06
232400026	09/08/2023	MARION CUSD #2 HEALT	10L000 4810 0000 00 00045	Payroll accrual	437.72
232400026	09/08/2023	MARION CUSD #2 HEALT	10L000 4810 0000 00 00045	Payroll accrual	18,600.96
232400026	09/08/2023	MARION CUSD #2 HEALT	20L000 4810 0000 00 00045	Payroll accrual	996.48
232400026	09/08/2023	MARION CUSD #2 HEALT	10L000 4810 0000 00 00045	Payroll accrual	10,509.46
232400026	09/08/2023	MARION CUSD #2 HEALT	20L000 4810 0000 00 00045	Payroll accrual	1,646.06
232400026	09/08/2023	MARION CUSD #2 HEALT	10L000 4810 0000 00 00045	Payroll accrual	1,113.87
232400026	09/08/2023	MARION CUSD #2 HEALT	10L000 4810 0000 00 00045	Payroll accrual	843.95
232400026	09/08/2023	MARION CUSD #2 HEALT	10L000 4810 0000 00 00045	Payroll accrual	442.88
232400026	09/08/2023	MARION CUSD #2 HEALT	10L000 4810 0000 00 00045	Payroll accrual	73.79
232400026	09/08/2023	MARION CUSD #2 HEALT	10L000 4710 0000 00 00000	Payroll accrual	21,081.00
232400026	09/08/2023	MARION CUSD #2 HEALT	20L000 4710 0000 00 00000	Payroll accrual	702.70
232400026	09/08/2023	MARION CUSD #2 HEALT	10L000 4710 0000 00 00000	Payroll accrual	14,870.12
232400026	09/08/2023	MARION CUSD #2 HEALT	20L000 4710 0000 00 00000	Payroll accrual	2,506.20
232400026	09/08/2023	MARION CUSD #2 HEALT	40L000 4710 0000 00 00000	Payroll accrual	167.08
232400026	09/08/2023	MARION CUSD #2 HEALT	10L000 4710 0000 00 00000	Payroll accrual	3,616.11
232400026	09/08/2023	MARION CUSD #2 HEALT	10L000 4710 0000 00 00000	Payroll accrual	1,313.16
232400026	09/08/2023	MARION CUSD #2 HEALT	10L000 4710 0000 00 00000	Payroll accrual	54,806.40
232400026	09/08/2023	MARION CUSD #2 HEALT	20L000 4710 0000 00 00000	Payroll accrual	2,989.44
232400026	09/08/2023	MARION CUSD #2 HEALT	10L000 4710 0000 00 00000	Payroll accrual	31,492.23
232400026	09/08/2023	MARION CUSD #2 HEALT	20L000 4710 0000 00 00000	Payroll accrual	4,938.18
232400026	09/08/2023	MARION CUSD #2 HEALT	10L000 4710 0000 00 00000	Payroll accrual	3,341.61
232400026	09/08/2023	MARION CUSD #2 HEALT	10L000 4710 0000 00 00000	Payroll accrual	2,532.43
232400026	09/08/2023	MARION CUSD #2 HEALT	10L000 4710 0000 00 00000	Payroll accrual	1,328.64
232400026	09/08/2023	MARION CUSD #2 HEALT	10L000 4710 0000 00 00000	Payroll accrual	535.72
				Totals for 232400026	194,214.78
232400027	09/12/2023	WILLIAMSON COUNTY ED	10E000 4120 3190 12 00000	Assessment IDEA-FT/PS	410,678.10
232400027	09/12/2023	WILLIAMSON COUNTY ED	10E000 4120 3190 12 00000	Assessment IDEA-FT/PS	54,500.87
232400027	09/12/2023	WILLIAMSON COUNTY ED	10E000 4120 3190 12 00000	Assessment IDEA-FT/PS	676.83
				Totals for 232400027	465,855.80
232400028	09/19/2023	ACTIVE INTERNET TECH	10E000 2225 3190 00 00000	BlackBoard/Final Site annual renewal	11,627.00
				Totals for 232400028	11,627.00
232400029	09/19/2023	ADAMS ATHLETIC IMPRE	10E000 1501 3190 00 00000	REIMBURSE AUGUST IMPREST	1,200.00
232400029	09/19/2023	ADAMS ATHLETIC IMPRE	10E000 1501 6400 00 00000	REIMBURSE AUGUST IMPREST	74.57
				Totals for 232400029	1,274.57
232400030	09/19/2023	BOOMALANG CO	10E303 1103 4100 00 00000	Authentic conversation practice for Spanish $- MHS Christy Haynes	1,200.00
				Totals for 232400030	1,200.00

CHECK NUMBER	CHECK DATE	VENDOR	ACCOUNT NUMBER	INVOICE DESCRIPTION	AMOUNT
232400031	09/19/2023	CAPE ELECTRICAL SUPP	20E000 2542 4100 00 00000	maintenance Supplies	355.06
				Totals for 232400031	355.06
232400032	09/19/2023	DISNEY, RACHEL	10E109 1101 3320 00 00000	8/17/2023-8/31/2023 Mileage to/from Longfellow/Lincoln	43.23
				Totals for 232400032	43.23
232400033	09/19/2023	EARTH NETWORKS, INC	10E000 2225 3190 00 00000	Lightning Detection annual renewal	1,654.00
				Totals for 232400033	1,654.00
232400034	09/19/2023	HOMEFIELD ENERGY	20E000 2542 4660 00 00001	District Electric	964.54
232400034	09/19/2023	HOMEFIELD ENERGY	20E107 2542 4660 00 00000	District Electric	4,395.35
232400034	09/19/2023	HOMEFIELD ENERGY	20E108 2542 4660 00 00000	District Electric	6,305.15
232400034	09/19/2023	HOMEFIELD ENERGY	20E109 2542 4660 00 00000	District Electric	3,239.12
232400034	09/19/2023	HOMEFIELD ENERGY	20E110 2542 4660 00 00000	District Electric	6,081.52
232400034	09/19/2023	HOMEFIELD ENERGY	20E204 2542 4660 00 00000	District Electric	9,092.73
232400034	09/19/2023	HOMEFIELD ENERGY	20E303 2542 4660 00 00000	District Electric	41,331.11
				Totals for 232400034	71,409.52
232400035	09/19/2023	ILL CENTRAL SCHOOL B	40E000 2550 3300 00 00000	Transportation	6,585.44
232400035	09/19/2023	ILL CENTRAL SCHOOL B	40E000 2552 3310 00 00000	Transportation	5,127.20
232400035	09/19/2023	ILL CENTRAL SCHOOL B	40E000 2552 3310 00 00000	Transportation	7,337.10
232400035	09/19/2023	ILL CENTRAL SCHOOL B	40E000 2552 3310 00 00000	Transportation	5,029.66
232400035	09/19/2023	ILL CENTRAL SCHOOL B	40E000 2552 3310 00 00000	Transportation	96,696.00
232400035	09/19/2023	ILL CENTRAL SCHOOL B	40E000 2550 3330 00 00000	Transportation	1,448.06
232400035	09/19/2023	ILL CENTRAL SCHOOL B	40E000 2550 3320 00 00000	Transportation	595.20
				Totals for 232400035	122,818.66
232400036	09/19/2023	ROBERT BROOKE AND AS	20E000 2542 4100 00 00000	maintenance supplies	169.98
				Totals for 232400036	169.98
232400037	09/19/2023	ROGUE FITNESS	10E960 1250 4100 30 00000	MHS-ROGUE TRAP BAR	1,876.25
232400037	09/19/2023	ROGUE FITNESS	10E960 1250 4100 30 00000	MHS- ROGUE SAFETY SQUAT BAR	445.00
				Totals for 232400037	2,321.25
232400038	09/19/2023	STANLEY, JERRY	10E000 2225 3320 00 00000	IETC 2023 Conference	260.00
				Totals for 232400038	260.00
232400039	09/19/2023	UMB BANK, N.A.	30E000 5400 3190 00 00000	Agent Fee	318.00
232400039	09/19/2023	UMB BANK, N.A.	30E000 5200 6200 00 00000	Bond Payment	23,247.75
				Totals for 232400039	23,565.75
232400040	09/19/2023	YOUNG, KERRI	10E110 1101 4100 00 00000	9/1/2023 Program Subscriptions for Digital Literacy Class	704.99
				Totals for 232400040	704.99
				Totals for checks	1,014,621.08

F U N D S U M M A R Y

FUND	DESCRIPTION	BALANCE SHEET	REVENUE	EXPENSE	TOTAL
10	EDUCATIONAL FUND	179,143.31	0.00	536,513.64	715,656.95
20	OPERATIONS & MAINTENANCE FUND	14,848.70	0.00	137,508.25	152,356.95
30	DEBT SERVICE FUND OR FUND GROU	0.00	0.00	23,565.75	23,565.75
40	TRANSPORTATION FUND	222.77	0.00	122,818.66	123,041.43
*** Fund Summary Totals ***		194,214.78	0.00	820,406.30	1,014,621.08

********** End of report **********

------TREASURER'S REPORT------
August 31, 2023

FUND	BEGINNING CASH BALANCE 8/1/2023	RECEIPTS	DISBURSEMENTS	CURRENT CHECKING 8/31/2023
EDUCATION FUND (10)	7,438,918.98	2,046,627.89	2,976,552.41	6,508,994.46
OPERATION & MAINTENANCE FUND (20)	1,869,642.24	6,404.75	845,532.66	1,030,514.33
TRANSPORTATION FUND (40)	1,724,551.63	5,414.28	3,355.75	1,726,610.16
TOTAL OPERATING FUND BALANCE	**11,033,112.85**	**2,058,446.92**	**3,825,440.82**	**9,266,118.95**
LEASE FUND (21)	30,776.08	90.85	4,400.00	26,466.93
DEBT SERVICE FUND (30)	2,844.14	380.44	0.00	3,224.58
SOCIAL SECURITY FUND (50)	293,842.05	1,013.99	45,375.94	249,480.10
IL MUNICIPAL RETIREMENT FUND (51)	493,614.26	1,571.32	28,313.60	466,871.98
CAPITAL PROJECT FUND (60)	3,237,338.93	320,646.34	982,908.51	2,575,076.76
WORKING CASH (70)	9,073.19	26.98	0.00	9,100.17
TORT FUND (80)	222,063.93	800.21	5,811.00	217,053.14
FIRE PREVENTION & SAFETY FUND (90)	657,042.13	2,006.10	0.00	659,048.23
TOTALS	**15,979,707.56**	**2,384,983.15**	**4,892,249.87**	**13,472,440.84**

SIGNED: Kimberly Watson, CSBO, CFO

Date: 9-6-23

FDTLOC FUNC OBJ	Account Level Description	2023-24 Original Budget	August 2023-24 Monthly Activity	2023-24 FYTD Activity	2023-24 Available Funds	2022-23 FY Activity	2023-24 FYTD %
10	EDUCATIONAL FUND						
		40,894,179.00	2,046,627.89	2,857,227.69	38,036,951.31	39,208,445.48	6.99
20	OPERATIONS & MAINTENANCE FUND						
		7,145,000.00	6,404.75	30,752.48	7,114,247.52	10,837,961.45	0.43
21	O&M LEASE						
		53,900.00	90.85	124.29	53,775.71	54,266.25	0.23
30	DEBT SERVICE FUND OR FUND GROU						
		2,707,321.00	380.44	383.53	2,706,937.47	2,673,082.09	0.01
40	TRANSPORTATION FUND						
		2,182,719.00	5,414.28	144,911.00	2,037,808.00	2,123,635.28	6.64
50	SOCIAL SECURITY/MEDICARE						
		691,000.00	1,013.99	1,333.28	689,666.72	672,501.47	0.19
51	ILLINOIS MUNICIPAL RETIREMENT						
		610,000.00	1,571.32	2,107.68	607,892.32	733,189.31	0.35
60	CAPITAL PROJECTS FUND OR FUND						
		3,380,000.00	320,646.34	324,164.00	3,055,836.00	3,737,769.98	9.59

FDTLOC FUNC OBJ	Account Level Description	2023-24 Original Budget	August 2023-24 Monthly Activity	2023-24 FYTD Activity	2023-24 Available Funds	2022-23 FY Activity	2023-24 FYTD %
70	WORKING CASH FUND						
		825.00	26.98	36.84	788.16	964.04	4.47
80	TORT IMMUNITY AND JUDGMENT FUN						
		755,400.00	800.21	1,041.50	754,358.50	765,042.32	0.14
90	FIRE PREVENTION AND SAFETY FUN						
		254,000.00	2,006.10	2,720.01	251,279.99	256,953.42	1.07
Grand Revenue T		58,674,344.00	2,384,983.15	3,364,802.30	55,309,541.70	61,063,811.09	5.73

Number of Accounts: 156

********** End of report **********

MARION CUSD #2, IL
EXPENSE SUMMARY REPORT (Date: 8/2023)

09/06/23

FDTLOC FUNC OBJ	Account Level Description	2023-24 Original Budget	August 2023-24 Monthly Activity	2023-24 FYTD Activity	2023-24 Available Funds	Encumbered Amount	2022-23 FY Activity	2023-24 FYTD %
10	EDUCATIONAL FUND	40,627,608.00	2,975,417.66	5,510,387.14	34,150,129.38	952,805.36	37,676,806.36	13.56
20	OPERATIONS & MAINTENANCE FUND	7,124,600.00	788,246.66	2,135,541.61	4,898,610.48	85,987.91	10,486,220.68	29.97
21	O&M LEASE	52,800.00	4,400.00	8,800.00	44,000.00	0.00	52,800.00	16.67
30	DEBT SERVICE FUND OR FUND GROU	2,706,821.00	0.00	0.00	2,706,821.00	0.00	2,672,801.50	0.00
40	TRANSPORTATION FUND	2,068,839.00	3,355.75	50,925.52	2,017,913.48	0.00	1,711,636.64	2.46
50	SOCIAL SECURITY/MEDICARE	690,780.00	45,375.94	87,354.81	603,425.19	0.00	605,870.04	12.65
51	ILLINOIS MUNICIPAL RETIREMENT	621,170.00	28,313.60	50,619.97	570,550.03	0.00	483,319.01	8.15
60	CAPITAL PROJECTS FUND OR FUND	4,181,996.00	982,908.51	1,678,739.33	2,482,042.67	21,214.00	2,593,747.49	40.14

FDTLOC FUNC OBJ	Account Level Description	2023-24 Original Budget	August 2023-24 Monthly Activity	2023-24 FYTD Activity	2023-24 Available Funds	Encumbered Amount	2022-23 FY Activity	2023-24 FYTD %
70	WORKING CASH FUND							
		0.00	0.00	0.00	0.00	0.00	0.00	0.00
80	TORT IMMUNITY AND JUDGMENT FUN							
		686,000.00	5,811.00	166,768.18	519,231.82	0.00	632,937.57	24.31
90	FIRE PREVENTION AND SAFETY FUN							
		20,000.00	0.00	0.00	20,000.00	0.00	409,263.69	0.00
Grand Expense T		58,780,614.00	4,833,829.12	9,689,136.56	48,012,724.05	1,060,007.27	57,325,402.98	16.48

Number of Accounts: 2356

********** End of report **********

MARION CUSD #2, IL
REVENUE FINANCIAL REPORT (Date: 8/2023)

FDTLOC FUNC OBJ SJ SOURCE	Account Level Description	2023-24 Original Budget	August 2023-24 Monthly Activity	2023-24 FYTD Activity	2023-24 Available Funds	2022-23 FY Activity	2023-24 FYTD %
10	EDUCATIONAL FUND						
1000	RECEIPTS/REVENUE FROM LOCAL SO						
10R000 1110 0000 00 000000	PROPERTY TAXES	18,800,000.00	4,720.86	4,572.86	18,795,427.14	17,069,197.22	0.02
10R000 1115 0000 00 000000	PROPERTY TAX FROM BANKRUPTCY	0.00	0.00	0.00	0.00	0.00	0.00
10R000 1140 0000 00 000000	PROPERTY TAXES - SPECIAL ED	12,000.00	0.00	0.00	12,000.00	11,626.69	0.00
10R000 1210 0000 00 000000	TAXES: MOBILE HOME	31,000.00	0.00	0.00	31,000.00	31,848.20	0.00
10R000 1220 0000 00 000000	TAXES: MARION HOUSING	40,000.00	0.00	0.00	40,000.00	42,627.86	0.00
10R000 1230 0000 00 000000	TAXES: CORP PER PROP REP	646,000.00	58,047.38	418,083.42	227,916.58	1,421,597.77	64.72
10R000 1290 0000 00 000000	TAXES: REFUGE PILOT	27,000.00	0.00	0.00	27,000.00	26,473.98	0.00
10R000 1311 0000 00 000000	Per Capita Tuition Charge	0.00	0.00	0.00	0.00	0.00	0.00
10R000 1510 0000 00 000000	INTEREST: INVESTMENTS	120,000.00	21,958.38	30,028.98	89,971.02	114,340.35	25.02
10R000 1510 0000 00 000001	INTEREST ON CD INVESTMENTS	120,000.00	11,563.71	23,083.33	96,916.67	65,565.50	19.24
10R000 1611 0000 84 000003	HS: FOODSERVICE REVENUE	62,000.00	12,570.65	17,684.34	44,315.66	62,583.82	28.52
10R000 1611 0000 84 000004	JH: FOOD SERVICE REVENUE	70,000.00	9,703.89	12,212.36	57,787.64	70,013.23	17.45
10R000 1611 0000 84 000005	ADAMS: FOODSERVICE REVENUE	20,000.00	2,384.05	3,671.15	16,328.85	19,695.01	18.36
10R000 1611 0000 84 000007	JEFFERSON: FOODSERVICE REVENUE	21,000.00	1,956.85	2,699.55	18,300.45	21,702.15	12.86
10R000 1611 0000 84 000008	LINCOLN: FOODSERVICE REVENUE	45,000.00	5,269.60	6,535.35	38,464.65	45,201.87	14.52
10R000 1611 0000 84 000009	LONGFELLOW: FOODSERVICE REVENU	15,000.00	1,891.70	2,832.30	12,167.70	12,780.79	18.88
10R000 1611 0000 84 000010	WASHINGTON: FOODSERVICE REVENU	42,000.00	5,912.98	7,212.99	34,787.01	41,983.56	17.17
10R000 1690 0000 84 000000	OTHER LUNCH PROGRAM	0.00	0.00	0.00	0.00	0.00	0.00
10R000 1690 0000 84 000001	PRE-K BREAKFAST REIMBURSEMENT	0.00	0.00	0.00	0.00	0.00	0.00
10R000 1690 0000 84 000002	PRE-K LUNCH REIMBURSEMENT	0.00	0.00	0.00	0.00	0.00	0.00
10R000 1690 0000 84 000003	PRE-K FOOD REIMBURSMENT	0.00	0.00	0.00	0.00	0.00	0.00
10R000 1690 0000 84 000004	FOODSERVICE REIMBURSEMENT	1,000.00	0.00	0.00	1,000.00	1,398.32	0.00
10R000 1690 0000 84 000005	FOODSERVICE GRANTS	0.00	0.00	0.00	0.00	0.00	0.00
10R000 1690 0000 84 000006	FOODSERVICE INSURANCE CLAIM	0.00	0.00	0.00	0.00	0.00	0.00
10R000 1711 0000 00 000001	ADAMS ATHLETIC ADMISSIONS	10,000.00	2,805.00	2,805.00	7,195.00	10,479.00	28.05
10R000 1711 0000 00 000004	ATHL EVENTS,IHSA-JR INV.	7,000.00	1,171.40	1,171.40	5,828.60	4,598.00	16.73
10R000 1711 0000 00 000005	ATHLETIC DONATIONS	1,000.00	0.00	0.00	1,000.00	0.00	0.00
10R000 1711 0000 00 000006	ADAMS ATHLETIC DONATIONS	0.00	0.00	0.00	0.00	0.00	0.00
10R000 1711 0000 00 000007	HS ATHLETIC PARTICIPATION FEES	0.00	0.00	0.00	0.00	0.00	0.00
10R000 1711 0000 00 000008	JH ATHLETIC PARTICIPATION FEES	0.00	0.00	0.00	0.00	0.00	0.00
10R000 1711 0000 01 000000	HS FOOTBALL ADMISSION	33,000.00	5,180.00	5,180.00	27,820.00	36,620.50	15.70
10R000 1711 0000 04 000000	HS SOCCER ADMISSIONS	4,000.00	0.00	0.00	4,000.00	5,028.00	0.00
10R000 1711 0000 06 000000	HS WRESTLING ADMISSIONS	2,000.00	0.00	0.00	2,000.00	2,602.00	0.00
10R000 1711 0000 11 000000	HS VOLLEYBALL ADMISSIONS	4,500.00	601.00	601.00	3,899.00	4,618.00	13.36
10R000 1711 0000 15 000000	HS BOYS BASKETBALL ADMISSIONS	25,000.00	7,420.00	7,420.00	17,580.00	26,840.75	29.68
10R000 1711 0000 20 000000	JH BOYS BASKETBALL ADMISSIONS	7,000.00	0.00	0.00	7,000.00	6,484.95	0.00
10R000 1711 0000 23 000000	JH VOLLEYBALL ADMISSIONS	2,500.00	0.00	0.00	2,500.00	2,928.00	0.00

FDTLOC FUNC OBJ SJ SOURCE	Account Level Description	2023-24 Original Budget	August 2023-24 Monthly Activity	2023-24 FYTD Activity	2023-24 Available Funds	2022-23 FY Activity	2023-24 FYTD %
10	EDUCATIONAL FUND						
1000	RECEIPTS/REVENUE FROM LOCAL SO						
10R000 1711 0000 31 000000	HS GIRLS BASKETBALL ADMISSIONS	7,000.00	0.00	0.00	7,000.00	8,824.00	0.00
10R000 1711 0000 40 000000	JH GIRLS BASKETBALL ADMISSIONS	3,000.00	0.00	0.00	3,000.00	2,737.00	0.00
10R000 1790 0000 00 000003	STUDENT YEARBOOK: HS	5,000.00	0.00	0.00	5,000.00	7,175.00	0.00
10R000 1790 0000 00 000005		0.00	0.00	0.00	0.00	430.00	0.00
10R000 1790 0000 00 000008	Lincoln Yearbook	0.00	0.00	0.00	0.00	988.00	0.00
10R000 1811 0000 00 000001	TEXTBOOK RENTAL: E	35,000.00	10,160.50	23,905.00	11,095.00	20,238.62	68.30
10R000 1811 0000 00 000002	TEXTBOOK RENTAL: JH	15,000.00	8,857.00	15,293.00	-293.00	9,874.39	101.95
10R000 1811 0000 00 000003	TEXTBOOK RENTAL: HS	30,000.00	15,591.00	27,781.51	2,218.49	22,945.97	92.61
10R000 1812 0000 00 000003	TEXTBOOK RENT: SUMMER SC	0.00	0.00	0.00	0.00	100.00	0.00
10R000 1920 0000 00 000000	CONTRIB -DONATION	20,000.00	0.00	0.00	20,000.00	57,230.00	0.00
10R000 1920 0000 02 000000	DONATIONS - FOUNDATION GRANT	0.00	0.00	0.00	0.00	0.00	0.00
10R000 1950 0000 00 000000	REFUND OF PRIOR YEAR EXPENDITU	0.00	0.00	0.00	0.00	0.00	0.00
10R000 1950 0000 12 000000	WCSED: Refund	0.00	0.00	0.00	0.00	0.00	0.00
10R000 1970 0000 00 000000	DR.ED BTW FEES	8,000.00	240.00	240.00	7,760.00	6,960.00	3.00
10R000 1992 0000 00 000000	SALE OF VOCATIONAL PROJECTS	0.00	0.00	0.00	0.00	186,321.83	0.00
10R000 1993 0000 00 000000	RESALE ITEMS,LOCKS,SHOP	5,000.00	1,649.00	2,044.00	2,956.00	2,713.00	40.88
10R000 1993 0000 00 000001	HS PARKING FEES	5,000.00	0.00	0.00	5,000.00	2,412.45	0.00
10R000 1999 0000 00 000000	OTHER	45,000.00	3,950.32	3,793.79	41,206.21	69,766.32	8.43
10R000 1999 0000 00 000001	FOUNDATION GRANTS	10,000.00	0.00	0.00	10,000.00	86,917.98	0.00
10R000 1999 0000 00 000003	AFTER SCHOOL PROGRAMS	85,000.00	9,346.35	10,176.60	74,823.40	98,330.26	11.97
10R000 1999 0000 00 000005	Chromebook Insurance	0.00	19,453.03	32,873.53	-32,873.53	40,915.94	0.00
10R000 1999 0000 00 000006	AROTC REVENUE	52,000.00	0.00	0.00	52,000.00	52,492.91	0.00
10R000 1999 0000 00 000007	TRAUMA INFORMED GRANT FROM ROE	0.00	0.00	0.00	0.00	5,000.00	0.00
10R000 1999 0000 00 000303	MHS Class Fee	0.00	340.00	340.00	-340.00	0.00	0.00
10R000 1999 0000 02 000000	SETTLEMENT	0.00	0.00	0.00	0.00	173.00	0.00
10R000 1999 0000 05 000000	E-RATE REFUND	134,400.00	107,540.00	107,540.00	26,860.00	134,400.00	80.01
10R000 1999 0000 70 000000	Madigral Revenue	6,000.00	0.00	0.00	6,000.00	6,187.00	0.00
10R000 1999 0000 80 000000	Spring Musical Revenue	10,000.00	0.00	0.00	10,000.00	13,780.00	0.00
10R107 1999 0000 00 000000	iNSURANCE CLAIM JEFFERSON LIBR	200,000.00	157,148.92	157,148.92	42,851.08	3,177.99	78.57
10R303 1999 0000 00 000005	MHS Activity Class Fees	0.00	415.00	420.00	-420.00	35.00	0.00
10R--- 1--- ---- -- ------		20,843,400.00	487,848.57	927,350.38	19,916,049.62	19,998,962.18	4.45

FDTLOC FUNC OBJ SJ SOURCE	Account Level Description	2023-24 Original Budget	August 2023-24 Monthly Activity	2023-24 FYTD Activity	2023-24 Available Funds	2022-23 FY Activity	2023-24 FYTD %
10	EDUCATIONAL FUND						
3000	RECEIPTS/REVENUE FROM STATE SO						
10R000 3001 0000 00 000000	EVIDENCED BASED FUNDING	12,419,419.00	1,129,038.00	1,129,038.00	11,290,381.00	11,790,290.58	9.09
10R000 3001 0000 00 000022	EBF Recalculation	0.00	0.00	0.00	0.00	0.00	0.00
10R000 3100 0000 12 000000	PRIVATE FACILITY TUITION	50,000.00	0.00	14,621.25	35,378.75	54,252.22	29.24
10R000 3120 0000 12 000000	WCSED: ORPHANAGE	100,000.00	0.00	0.00	100,000.00	98,328.00	0.00
10R000 3220 0000 21 000000	WCRVS STIPENDS/TUITION	78,000.00	0.00	0.00	78,000.00	80,570.00	0.00
10R000 3235 0000 00 000000	AGRICULTURE EDUCATION	15,000.00	682.00	682.00	14,318.00	17,544.00	4.55
10R000 3299 0000 21 000000	WCRVS: AGRICULTURE	0.00	0.00	0.00	0.00	0.00	0.00
10R000 3360 0000 84 000000	STATE REIMB: LUNCH & BKFST	6,000.00	197.32	719.36	5,280.64	5,504.76	11.99
10R000 3370 0000 10 000000	DRIVER EDUCATION	48,000.00	0.00	0.00	48,000.00	50,820.58	0.00
10R000 3999 0000 01 000000	OTHER ST.LIB GRANT	3,300.00	0.00	0.00	3,300.00	3,139.80	0.00
10R000 3999 0000 03 000000	PREMIUMS VOC AGRICULTURE FAIR	150.00	0.00	133.59	16.41	0.00	89.06
10R000 3999 0000 06 000000	ISL LIBRARY GRANT	0.00	0.00	0.00	0.00	1,148.19	0.00
10R--- 3--- ---- -- ------		12,719,869.00	1,129,917.32	1,145,194.20	11,574,674.80	12,101,598.13	9.00
4000	RECEIPTS/REVENUE FROM FEDERAL						
10R000 4210 0000 84 000000	FED REIMB REG,FREE LUNCH	1,140,000.00	0.00	26,797.16	1,113,202.84	1,143,959.62	2.35
10R000 4220 0000 84 000000	FEDERAL REIMB BRKF	290,000.00	0.00	10,134.95	279,865.05	297,644.19	3.49
10R000 4225 0000 84 000000	Summer Food Service Program	0.00	0.00	0.00	0.00	0.00	0.00
10R000 4260 0000 84 000000	Food Service-Equipment Grant	0.00	0.00	0.00	0.00	0.00	0.00
10R000 4299 0000 84 000000	Supply Chain Assistance Funds	0.00	0.00	0.00	0.00	0.00	0.00
10R000 4300 0000 30 000000	TITLE I REVENUE	1,290,000.00	276,219.00	276,219.00	1,013,781.00	1,729,931.00	21.41
10R936 4300 0000 00 000000	TITLE I SIP	25,000.00	228.00	228.00	24,772.00	32,877.00	0.91
10R000 4600 0000 00 000000	IDEA-PS	30,000.00	0.00	0.00	30,000.00	29,029.00	0.00
10R000 4605 0000 00 000000	IDEA PS ARP	0.00	0.00	0.00	0.00	19,324.00	0.00
10R000 4620 0000 00 000000	IDEA FT	1,100,000.00	0.00	0.00	1,100,000.00	1,067,812.00	0.00
10R000 4630 0000 00 000000	IDEA FT ARP	0.00	0.00	0.00	0.00	195,730.00	0.00
10R000 4991 0000 00 000000	ADMIN OUTREACH REVENUE	40,000.00	0.00	0.00	40,000.00	62,323.46	0.00
10R941 4998 0000 00 000000	McKinney Vento Homeless Grant	7,203.00	0.00	7,203.00	0.00	71,274.00	100.00
10R000 4999 0000 01 000000	PUB AID-FEE FOR SERV	4,000.00	0.00	0.00	4,000.00	3,030.90	0.00
10R000 4999 0000 21 000000	WCRVS:PERKINS,SP NDS,TUT	0.00	0.00	0.00	0.00	0.00	0.00
10R000 4999 0000 30 000000	ESSER TITLE GRANT	0.00	0.00	0.00	0.00	0.00	0.00
10R951 4999 0000 00 000000	DIGITAL EQUITY GRANT	0.00	0.00	0.00	0.00	0.00	0.00
10R952 4999 0000 00 000000	DIGITAL EQUITY II	0.00	0.00	0.00	0.00	0.00	0.00
10R953 4999 0000 00 000000	Digital Equity 3	0.00	0.00	0.00	0.00	0.00	0.00
10R954 4999 0000 00 000000	Digital Equity 4	228,000.00	1,399.00	1,399.00	226,601.00	574,205.00	0.00
						0.00	0.61

FDTLOC FUNC OBJ SJ SOURCE	Account Level Description	2023-24 Original Budget	August 2023-24 Monthly Activity	2023-24 FYTD Activity	2023-24 Available Funds	2022-23 FY Activity	2023-24 FYTD %
10	EDUCATIONAL FUND						
4000	RECEIPTS/REVENUE FROM FEDERAL						
10R960 4999 0000 00 000000	ESSER II GRANT	380,801.00	151,016.00	380,801.00	0.00	1,345,952.00	100.00
10R965 4999 0000 00 000000	ESSER III GRANT	2,795,906.00	0.00	81,901.00	2,714,005.00	534,793.00	2.93
10R--- 4--- ---- -- ------		7,330,910.00	428,862.00	784,683.11	6,546,226.89	7,107,885.17	10.70
7000							
10R000 7110 0000 20 000000	PERMANENT XFER FROM OM	0.00	0.00	0.00	0.00	0.00	0.00
10R000 7110 0000 40 000000	PERMANENT XFER FROM TRANSPORTA	0.00	0.00	0.00	0.00	0.00	0.00
10R000 7110 0000 70 000000	PERMANENT XFER FROM WORKING CA	0.00	0.00	0.00	0.00	0.00	0.00
10R--- 7--- ---- -- ------		0.00	0.00	0.00	0.00	0.00	0.00
10---- ---- ---- -- ------		40,894,179.00	2,046,627.89	2,857,227.69	38,036,951.31	39,208,445.48	6.99
20	OPERATIONS & MAINTENANCE FUND						
1000	RECEIPTS/REVENUE FROM LOCAL SO						
20R000 1111 0000 00 000000	PROPRTY TAXES	4,600,000.00	885.90	885.90	4,599,114.10	4,564,908.94	0.02
20R000 1230 0000 00 000000	TAXES: CORP PER PROP REPL	810,000.00	0.00	0.00	810,000.00	800,000.00	0.00
20R000 1510 0000 00 000000	INTEREST: INVESTMENTS	20,000.00	5,518.85	7,550.38	12,449.62	38,152.75	37.75
20R000 1910 0000 00 000000	RENTAL: BUILDINGS	0.00	0.00	0.00	0.00	0.00	0.00
20R000 1920 0000 00 000000	DONATIONS	0.00	0.00	0.00	0.00	0.00	0.00
20R000 1999 0000 00 000000	OTHER	10,000.00	0.00	42.20	9,957.80	136,062.80	0.42
20R000 1999 0000 01 000000	INSURANCE CLAIMS	0.00	0.00	0.00	0.00	0.00	0.00
20R000 1999 0000 02 000000	SETTLEMENT	0.00	0.00	0.00	0.00	0.00	0.00
20R107 1999 0000 00 000000	INSURANCE CLAIM JEFFERSON LIBR	0.00	0.00	0.00	0.00	56,077.96	0.00
20R--- 1--- ---- -- ------		5,440,000.00	6,404.75	8,478.48	5,431,521.52	5,595,202.45	0.16
3000	RECEIPTS/REVENUE FROM STATE SO						
20R000 3001 0000 00 000000	EVIDENCE BASED FUNDING	0.00	0.00	0.00	0.00	0.00	0.00
20R000 3705 0000 00 000000	PRE K - ADAMS SCHOOL BLDG	0.00	0.00	0.00	0.00	0.00	0.00
20R000 3925 0000 00 000000	SCHOOL MAINTENANCE GRANT	0.00	0.00	0.00	0.00	0.00	0.00
20R--- 3--- ---- -- ------		0.00	0.00	0.00	0.00	0.00	0.00

FDTLOC FUNC OBJ SJ SOURCE	Account Level Description	2023-24 Original Budget	August 2023-24 Monthly Activity	2023-24 FYTD Activity	2023-24 Available Funds	2022-23 FY Activity	2023-24 FYTD %
20	OPERATIONS & MAINTENANCE FUND						
4000	RECEIPTS/REVENUE FROM FEDERAL						
20R960 4999 0000 00 000000	ESSER II	0.00	0.00	0.00	0.00	852,770.00	0.00
20R965 4999 0000 00 000000	ESSER III	1,705,000.00	0.00	22,274.00	1,682,726.00	4,389,989.00	1.31
20R--- 4--- ---- -- ------		1,705,000.00	0.00	22,274.00	1,682,726.00	5,242,759.00	1.31
7000							
20R000 7110 0000 20 000000	PERMANENT TRANSFER TO O&M	0.00	0.00	0.00	0.00	0.00	0.00
20R--- 7--- ---- -- ------		0.00	0.00	0.00	0.00	0.00	0.00
20---- ---- ---- -- ------		7,145,000.00	6,404.75	30,752.48	7,114,247.52	10,837,961.45	0.43
21	O&M LEASE						
1000	RECEIPTS/REVENUE FROM LOCAL SO						
21R000 1111 0000 00 000000	TAXES: CURRENT YR LEVY	53,500.00	0.00	0.00	53,500.00	53,777.57	0.00
21R000 1510 0000 00 000000	INTEREST ON INVESTMENTS	400.00	90.85	124.29	275.71	488.68	31.07
21R--- 1--- ---- -- ------		53,900.00	90.85	124.29	53,775.71	54,266.25	0.23
21---- ---- ---- -- ------		53,900.00	90.85	124.29	53,775.71	54,266.25	0.23
30	DEBT SERVICE FUND OR FUND GROU						
1000	RECEIPTS/REVENUE FROM LOCAL SO						
30R000 1112 0000 00 000000	TAXES: 1ST PRIOR YR LEVY	1,953,825.00	372.04	372.04	1,953,452.96	1,918,700.00	0.02
30R000 1210 0000 00 000000	TAXES: MOBILE HOME	0.00	0.00	0.00	0.00	0.00	0.00
30R000 1220 0000 00 000000	TAXES: MARION HOUSING	0.00	0.00	0.00	0.00	0.00	0.00
30R000 1510 0000 00 000000	INTEREST: ON INVEST	2,000.00	8.40	11.49	1,988.51	2,499.59	0.57
30R000 1999 0000 00 000000	Txfr Cap.Lease Principal	0.00	0.00	0.00	0.00	0.00	0.00
30R--- 1--- ---- -- ------		1,955,825.00	380.44	383.53	1,955,441.47	1,921,199.59	0.02

FDTLOC FUNC OBJ SJ SOURCE	Account Level Description	2023-24 Original Budget	August 2023-24 Monthly Activity	2023-24 FYTD Activity	2023-24 Available Funds	2022-23 FY Activity	2023-24 FYTD %
30	DEBT SERVICE FUND OR FUND GROU						
7000							
30R000 7210 0000 00 000000	PRINCIPAL ON BONDS SOLD	0.00	0.00	0.00	0.00	0.00	0.00
30R000 7220 0000 00 000000	PREMIUM ON BONDS SOLD	0.00	0.00	0.00	0.00	0.00	0.00
30R000 7610 0000 00 000000	AS Bond Principal	705,000.00	0.00	0.00	705,000.00	690,000.00	0.00
30R000 7700 0000 00 000000	AS Bond Interest	46,496.00	0.00	0.00	46,496.00	61,882.50	0.00
30R--- 7--- ---- -- ------		751,496.00	0.00	0.00	751,496.00	751,882.50	0.00
30---- ---- ---- -- ------		2,707,321.00	380.44	383.53	2,706,937.47	2,673,082.09	0.01
40	TRANSPORTATION FUND						
1000	RECEIPTS/REVENUE FROM LOCAL SO						
40R000 1113 0000 00 000000	PROPERTY TAXES	1,534,500.00	323.71	323.71	1,534,176.29	1,495,226.09	0.02
40R000 1510 0000 00 000000	INTEREST: INVEST	18,000.00	5,090.57	6,964.45	11,035.55	20,909.08	38.69
40R000 1950 0000 12 000000	PRIOR YEAR REFUND	0.00	0.00	0.00	0.00	0.00	0.00
40R000 1999 0000 00 000000	TRANS: MISC. REIMB.	1,000.00	0.00	0.00	1,000.00	0.00	0.00
40R--- 1--- ---- -- ------		1,553,500.00	5,414.28	7,288.16	1,546,211.84	1,516,135.17	0.47
3000	RECEIPTS/REVENUE FROM STATE SO						
40R000 3500 0000 00 000000	STATE REIMB: REG	530,000.00	0.00	137,622.84	392,377.16	557,110.11	25.97
40R--- 3--- ---- -- ------		530,000.00	0.00	137,622.84	392,377.16	557,110.11	25.97
4000	RECEIPTS/REVENUE FROM FEDERAL						
40R960 4999 0000 00 000000	ESSER II	44,219.00	0.00	0.00	44,219.00	50,390.00	0.00
40R965 4999 0000 00 000000	ESSER 3	55,000.00	0.00	0.00	55,000.00	0.00	0.00
40R--- 4--- ---- -- ------		99,219.00	0.00	0.00	99,219.00	50,390.00	0.00
40---- ---- ---- -- ------		2,182,719.00	5,414.28	144,911.00	2,037,808.00	2,123,635.28	6.64

FDTLOC FUNC OBJ SJ SOURCE	Account Level Description	2023-24 Original Budget	August 2023-24 Monthly Activity	2023-24 FYTD Activity	2023-24 Available Funds	2022-23 FY Activity	2023-24 FYTD %
50	SOCIAL SECURITY/MEDICARE						
1000	RECEIPTS/REVENUE FROM LOCAL SO						
50R000 1150 0000 00 000000	PROPERTY TAXES - SOCIAL SECURI	687,000.00	146.62	146.62	686,853.38	667,825.97	0.02
50R000 1510 0000 00 000000	INTEREST: CHECKING	4,000.00	867.37	1,186.66	2,813.34	4,675.50	29.67
50R--- 1--- ---- -- ------		691,000.00	1,013.99	1,333.28	689,666.72	672,501.47	0.19
50---- ---- ---- -- ------		691,000.00	1,013.99	1,333.28	689,666.72	672,501.47	0.19
51	ILLINOIS MUNICIPAL RETIREMENT						
1000	RECEIPTS/REVENUE FROM LOCAL SO						
51R000 1114 0000 00 000000	Property Taxes - IMRF	540,000.00	114.26	114.26	539,885.74	667,825.98	0.02
51R000 1230 0000 00 000000	TAXES: CORP PERS PROP REPLMT	65,000.00	0.00	0.00	65,000.00	60,000.00	0.00
51R000 1510 0000 00 000000	INTEREST ON INVESTMENTS	5,000.00	1,457.06	1,993.42	3,006.58	5,363.33	39.87
51R--- 1--- ---- -- ------		610,000.00	1,571.32	2,107.68	607,892.32	733,189.31	0.35
51---- ---- ---- -- ------		610,000.00	1,571.32	2,107.68	607,892.32	733,189.31	0.35
60	CAPITAL PROJECTS FUND OR FUND						
1000	RECEIPTS/REVENUE FROM LOCAL SO						
60R000 1510 0000 00 000000	INTEREST	20,000.00	9,583.67	13,101.33	6,898.67	34,198.58	65.51
60R000 1983 0000 00 000000	SALES TAX	3,360,000.00	311,062.67	311,062.67	3,048,937.33	3,653,571.40	9.26
60R--- 1--- ---- -- ------		3,380,000.00	320,646.34	324,164.00	3,055,836.00	3,687,769.98	9.59
3000	RECEIPTS/REVENUE FROM STATE SO						
60R000 3925 0000 00 000000	SCHOOL MAINTENANCE GRANT	0.00	0.00	0.00	0.00	50,000.00	0.00
60R--- 3--- ---- -- ------		0.00	0.00	0.00	0.00	50,000.00	0.00
4000	RECEIPTS/REVENUE FROM FEDERAL						
60R000 4999 0000 00 000000	FEMA Lincoln Safe Room	0.00	0.00	0.00	0.00	0.00	0.00
60R--- 4--- ---- -- ------		0.00	0.00	0.00	0.00	0.00	0.00

FDTLOC FUNC OBJ SJ SOURCE	Account Level Description	2023-24 Original Budget	August 2023-24 Monthly Activity	2023-24 FYTD Activity	2023-24 Available Funds	2022-23 FY Activity	2023-24 FYTD %
60	CAPITAL PROJECTS FUND OR FUND						
0000							
60---- ---- ---- -- ------		3,380,000.00	320,646.34	324,164.00	3,055,836.00	3,737,769.98	9.59
70	WORKING CASH FUND						
1000	RECEIPTS/REVENUE FROM LOCAL SO						
70R000 1115 0000 00 000000	PROPERTY TAXES	750.00	0.20	0.20	749.80	865.44	0.03
70R000 1510 0000 00 000000	INTEREST: INVEST	75.00	26.78	36.64	38.36	98.60	48.85
70R--- 1--- ---- -- ------		825.00	26.98	36.84	788.16	964.04	4.47
70---- ---- ---- -- ------		825.00	26.98	36.84	788.16	964.04	4.47
80	TORT IMMUNITY AND JUDGMENT FUN						
1000	RECEIPTS/REVENUE FROM LOCAL SO						
80R000 1120 0000 00 000000	PROPERTY TAXES	752,400.00	144.72	144.72	752,255.28	722,655.36	0.02
80R000 1510 0000 00 000000	INTEREST ON INVESTMENTS	3,000.00	655.49	896.78	2,103.22	3,886.96	29.89
80R000 1999 0000 00 000000	REFUND ON WORKERS COMP	0.00	0.00	0.00	0.00	0.00	0.00
80R000 1999 0000 00 000001	OTHER	0.00	0.00	0.00	0.00	38,500.00	0.00
80R--- 1--- ---- -- ------		755,400.00	800.21	1,041.50	754,358.50	765,042.32	0.14
80---- ---- ---- -- ------		755,400.00	800.21	1,041.50	754,358.50	765,042.32	0.14
90	FIRE PREVENTION AND SAFETY FUN						
1000	RECEIPTS/REVENUE FROM LOCAL SO						
90R000 1118 0000 00 000000	PROPERTY TAXES	247,000.00	66.65	66.65	246,933.35	249,167.21	0.03
90R000 1510 0000 00 000000	INTEREST: ON INVEST	7,000.00	1,939.45	2,653.36	4,346.64	7,786.21	37.91
90R--- 1--- ---- -- ------		254,000.00	2,006.10	2,720.01	251,279.99	256,953.42	1.07

FDTLOC FUNC OBJ SJ SOURCE	Account Level Description	2023-24 Original Budget	August 2023-24 Monthly Activity	2023-24 FYTD Activity	2023-24 Available Funds	2022-23 FY Activity	2023-24 FYTD %
90	FIRE PREVENTION AND SAFETY FUN						
3000	RECEIPTS/REVENUE FROM STATE SO						
90R000 3925 0000 00 000000	MAINTENANCE GRANT	0.00	0.00	0.00	0.00	0.00	0.00
90R--- 3--- ---- -- ------		0.00	0.00	0.00	0.00	0.00	0.00
7000							
90R000 7210 0000 00 000000	SALE OF HLS BONDS	0.00	0.00	0.00	0.00	0.00	0.00
90R--- 7--- ---- -- ------		0.00	0.00	0.00	0.00	0.00	0.00
90---- ---- ---- -- ------		254,000.00	2,006.10	2,720.01	251,279.99	256,953.42	1.07
Grand Revenue Totals		58,674,344.00	2,384,983.15	3,364,802.30	55,309,541.70	61,063,811.09	5.73

Number of Accounts: 156

********** End of report **********

Account Number	Account Level Description Account Number	2023-24 Original Budget	August 2023-24 Monthly Activity	2023-24 FYTD Activity	2023-24 Available Funds	Encumbered Amount	2022-23 FY Activity	2023-24 FYTD %
10	EDUCATIONAL FUND							
10E000 1101 1120 00 000002	CONTRACT EXTENSION 1400	0.00	0.00	0.00	0.00	0.00	63,027.90	0.00
10E105 1101 1120 00 000000	ADAMS TEACHER SALARY	916,000.00	65,701.58	131,403.16	784,596.84	0.00	795,688.81	14.35
10E107 1101 1120 00 000000	JEFFERSON TEACHER SALARY	989,000.00	77,266.46	154,532.92	834,467.08	0.00	918,635.00	15.63
10E108 1101 1120 00 000000	LINCOLN TEACHER SALARY	1,870,000.00	155,900.02	311,800.04	1,558,199.96	0.00	1,868,909.24	16.67
10E109 1101 1120 00 000000	LONGFELLOW TEACHER SALARY	905,000.00	71,285.80	142,571.60	762,428.40	0.00	842,302.84	15.75
10E110 1101 1120 00 000000	WASHINGTON TEACHER SALARY	1,900,000.00	132,460.90	264,921.80	1,635,078.20	0.00	1,715,888.95	13.94
10E105 1101 1130 00 000000	ADAMS SALARY INCREMENT	7,000.00	527.00	1,054.00	5,946.00	0.00	6,292.36	15.06
10E107 1101 1130 00 000000	JEFFERSON SALARY INCREMENT	1,000.00	0.00	0.00	1,000.00	0.00	0.00	0.00
10E108 1101 1130 00 000000	LINCOLN SALARY INCREMENT	1,000.00	0.00	0.00	1,000.00	0.00	0.00	0.00
10E109 1101 1130 00 000000	LONGFELLOW SALARY INCREMENT	1,000.00	0.00	0.00	1,000.00	0.00	0.00	0.00
10E110 1101 1130 00 000000	WASHINGTON SALARY INCREMENT	1,000.00	0.00	0.00	1,000.00	0.00	0.00	0.00
10E107 1101 1140 00 000000	JEFFERSON AFTER SCHOOL TUTO	0.00	206.96	206.96	-206.96	0.00	0.00	0.00
10E108 1101 1140 00 000000	LINCOLN AFTER SCHOOL TUTORS	0.00	0.00	0.00	0.00	0.00	0.00	0.00
10E109 1101 1140 00 000000	LONGFELLOW AFTER SCHOOL TUT	0.00	191.75	191.75	-191.75	0.00	0.00	0.00
10E110 1101 1140 00 000000	WASHINGTON AFTER SCHOOL TUT	10,000.00	436.56	436.56	9,563.44	0.00	9,514.67	4.37
10E000 1101 1150 00 000000	ELEM REGISTRATION SALARY	500.00	0.00	0.00	500.00	0.00	0.00	0.00
10E105 1101 1150 00 000000	ADAMS MEDIA AIDE	18,100.00	831.60	831.60	17,268.40	0.00	15,191.58	4.59
10E105 1101 1150 00 000001	ELEM TEACHER AIDE	0.00	0.00	0.00	0.00	0.00	0.00	0.00
10E107 1101 1150 00 000000	JEFFERSON MEDIA AIDE	19,500.00	1,203.54	1,737.45	17,762.55	0.00	16,385.32	8.91
10E108 1101 1150 00 000000	LINCOLN MEDIA AIDE	0.00	0.00	0.00	0.00	0.00	0.00	0.00
10E109 1101 1150 00 000000	LONGFELLOW MEDIA AIDE	18,100.00	942.98	942.98	17,157.02	0.00	14,491.40	5.21
10E110 1101 1150 00 000000	WASHINGTON MEDIA AIDE	18,100.00	965.25	965.25	17,134.75	0.00	14,892.43	5.33
10E000 1101 1200 00 000000	ELEM SUB TEACHER	17,000.00	0.00	0.00	17,000.00	0.00	4,487.50	0.00
10E105 1101 1200 00 000000	ADAMS SUB TEACHER	30,000.00	0.00	0.00	30,000.00	0.00	39,180.00	0.00
10E107 1101 1200 00 000000	JEFFERSON SUB TEACHER	35,000.00	0.00	0.00	35,000.00	0.00	37,823.75	0.00
10E108 1101 1200 00 000000	LINCOLN SUB TEACHER	70,000.00	0.00	0.00	70,000.00	0.00	67,055.00	0.00
10E109 1101 1200 00 000000	LONGFELLOW SUB TEACHER	40,000.00	0.00	0.00	40,000.00	0.00	24,028.75	0.00
10E110 1101 1200 00 000000	WASHINGTON SUB TEACHER	78,000.00	0.00	0.00	78,000.00	0.00	69,225.00	0.00
10E105 1101 1250 00 000000	ADAMS MEDIA AIDE SUB	500.00	0.00	0.00	500.00	0.00	36.00	0.00
10E107 1101 1250 00 000000	JEFFERSON MEDIA AIDE SUB	1,800.00	0.00	0.00	1,800.00	0.00	1,674.00	0.00
10E108 1101 1250 00 000000	LINCOLN MEDIA AIDE SUB	1,000.00	0.00	0.00	1,000.00	0.00	188.00	0.00
10E109 1101 1250 00 000000	LONGFELLOW MEDIA AIDE SUB	1,700.00	0.00	0.00	1,700.00	0.00	1,530.00	0.00
10E110 1101 1250 00 000000	WASHINGTON MEDIA AIDE SUB	500.00	0.00	0.00	500.00	0.00	0.00	0.00
10E105 1101 1300 00 000000	ADAMS SALARY EXTRA	6,000.00	0.00	0.00	6,000.00	0.00	5,301.30	0.00
10E107 1101 1300 00 000000	JEFFERSON SALARY EXTRA	4,000.00	0.00	0.00	4,000.00	0.00	3,581.70	0.00
10E108 1101 1300 00 000000	LINCOLN SALARY EXTRA	5,000.00	0.00	0.00	5,000.00	0.00	4,374.00	0.00
10E109 1101 1300 00 000000	LONGFELLOW SALARY EXTRA	4,000.00	0.00	0.00	4,000.00	0.00	2,709.60	0.00
10E110 1101 1300 00 000000	WASHINGTON SALARY EXTRA	10,000.00	0.00	0.00	10,000.00	0.00	8,068.80	0.00

Account Number	Account Level Description Account Number	2023-24 Original Budget	August 2023-24 Monthly Activity	2023-24 FYTD Activity	2023-24 Available Funds	Encumbered Amount	2022-23 FY Activity	2023-24 FYTD %
10	EDUCATIONAL FUND							
10E000 1101 2100 00 000002	CONTRACT EXT TRS	0.00	0.00	0.00	0.00	0.00	3.22	0.00
10E105 1101 2100 00 000000	ADAMS TRS-R	0.00	0.00	0.00	0.00	0.00	28.53	0.00
10E107 1101 2100 00 000000	JEFFERSON TRS-R	0.00	0.00	0.00	0.00	0.00	492.39	0.00
10E108 1101 2100 00 000000	LINCOLN TRS-R	0.00	0.00	0.00	0.00	0.00	0.00	0.00
10E109 1101 2100 00 000000	LONGFELLOW TRS-R	0.00	0.00	0.00	0.00	0.00	2.32	0.00
10E110 1101 2100 00 000000	WASHINGTON TRS-R	0.00	0.00	0.00	0.00	0.00	0.00	0.00
10E000 1101 2110 00 000000	ELEM TEACHER RETIREMENT	0.00	0.00	0.00	0.00	0.00	0.00	0.00
10E000 1101 2110 00 000002	CONTRACT EXT TRS	0.00	0.00	0.00	0.00	0.00	6,199.74	0.00
10E105 1101 2110 00 000000	ADAMS TRS	92,000.00	0.00	0.00	92,000.00	0.00	79,226.92	0.00
10E107 1101 2110 00 000000	JEFFERSON TRS	98,100.00	0.00	0.00	98,100.00	0.00	93,327.64	0.00
10E108 1101 2110 00 000000	LINCOLN TRS	189,000.00	0.00	0.00	189,000.00	0.00	185,411.19	0.00
10E109 1101 2110 00 000000	LONGFELLOW TRS	90,000.00	0.00	0.00	90,000.00	0.00	84,870.73	0.00
10E110 1101 2110 00 000000	WASHINGTON TRS	189,000.00	0.00	0.00	189,000.00	0.00	172,310.33	0.00
10E000 1101 2120 00 000000	ELEM IMRF	0.00	0.00	0.00	0.00	0.00	0.00	0.00
10E000 1101 2120 00 000002		0.00	0.00	0.00	0.00	0.00	16.49	0.00
10E105 1101 2120 00 000000	ADAMS IMRF	900.00	39.18	39.18	860.82	0.00	716.27	4.35
10E107 1101 2120 00 000000	JEFFERSON IMRF	1,100.00	56.71	81.87	1,018.13	0.00	776.43	7.44
10E108 1101 2120 00 000000	LINCOLN IMRF	0.00	0.00	0.00	0.00	0.00	-0.01	0.00
10E109 1101 2120 00 000000	LONGFELLOW IMRF	830.00	44.43	44.43	785.57	0.00	682.83	5.35
10E110 1101 2120 00 000000	WASHINGTON IMRF	1,300.00	66.05	66.05	1,233.95	0.00	1,150.08	5.08
10E000 1101 2170 00 000000	ELEM TRS .58%	50.00	0.00	0.00	50.00	0.00	24.57	0.00
10E000 1101 2170 00 000002	CONTRACT EXT .58%	0.00	0.00	0.00	0.00	0.00	399.35	0.00
10E105 1101 2170 00 000000	ADAMS TRS .58%	6,000.00	0.00	0.00	6,000.00	0.00	5,320.00	0.00
10E107 1101 2170 00 000000	JEFFERSON TRS .58%	6,400.00	0.00	0.00	6,400.00	0.00	6,229.65	0.00
10E108 1101 2170 00 000000	LINCOLN TRS .58%	13,000.00	0.00	0.00	13,000.00	0.00	12,337.12	0.00
10E109 1101 2170 00 000000	LONGFELLOW TRS .58%	6,000.00	0.00	0.00	6,000.00	0.00	5,584.43	0.00
10E110 1101 2170 00 000000	WASHINGTON TRS .58%	12,200.00	0.00	0.00	12,200.00	0.00	11,497.98	0.00
10E105 1101 2220 00 000000	ADAMS HEALTH INSURANCE	209,000.00	16,466.64	33,049.19	175,950.81	0.00	179,010.46	15.81
10E105 1101 2220 00 000001	ADAMS HEALTH INS AIDE	0.00	0.00	0.00	0.00	0.00	0.00	0.00
10E107 1101 2220 00 000000	JEFFERSON HEALTH INSURANCE	117,000.00	8,961.22	16,700.10	100,299.90	0.00	109,835.21	14.27
10E108 1101 2220 00 000000	LINCOLN HEALTH INSURANCE	320,000.00	26,073.38	50,894.66	269,105.34	0.00	298,392.88	15.90
10E109 1101 2220 00 000000	LONGFELLOW HEALTH INSURANCE	140,000.00	10,551.24	20,776.78	119,223.22	0.00	129,378.14	14.84
10E110 1101 2220 00 000000	WASHINGTON HEALTH INSURANCE	210,000.00	16,925.54	33,103.52	176,896.48	0.00	197,714.10	15.76
10E000 1101 2250 00 000000	ELEM TRS HEALTH INS	50.00	0.00	0.00	50.00	0.00	28.37	0.00
10E000 1101 2250 00 000002	CONTRACT EXT TRS HEALTH	0.00	0.00	0.00	0.00	0.00	1,081.64	0.00
10E105 1101 2250 00 000000	ADAMS TRS HEALTH INS	16,100.00	0.00	0.00	16,100.00	0.00	14,062.22	0.00
10E107 1101 2250 00 000000	JEFFERSON TRS HEALTH INS	17,200.00	0.00	0.00	17,200.00	0.00	16,522.38	0.00
10E108 1101 2250 00 000000	LINCOLN TRS HEALTH INS	34,000.00	0.00	0.00	34,000.00	0.00	32,779.68	0.00

Account Number	Account Level Description Account Number	2023-24 Original Budget	August 2023-24 Monthly Activity	2023-24 FYTD Activity	2023-24 Available Funds	Encumbered Amount	2022-23 FY Activity	2023-24 FYTD %
10	EDUCATIONAL FUND							
10E109 1101 2250 00 000000	LONGFELLOW TRS HEALTH INSUR	16,000.00	0.00	0.00	16,000.00	0.00	14,931.49	0.00
10E110 1101 2250 00 000000	WASHINGTON TRS HEALTH INS	33,000.00	0.00	0.00	33,000.00	0.00	30,501.10	0.00
10E000 1101 3190 00 000000	ELEM OTHER PURCHASED SERV	18,000.00	0.00	959.10	17,040.90	0.00	7,131.12	5.33
10E105 1101 3190 00 000000	ADAMS OTHER PURCHASED SERVI	2,000.00	0.00	0.00	2,000.00	0.00	1,237.50	0.00
10E107 1101 3190 00 000000	JEFFERSON OTHER PURCHASED S	500.00	0.00	0.00	500.00	0.00	0.00	0.00
10E108 1101 3190 00 000000	LINCOLN OTHER PURCHASED SER	1,000.00	0.00	0.00	1,000.00	0.00	813.48	0.00
10E109 1101 3190 00 000000	LONGFELLOW OTHER PURCHASED	200.00	0.00	0.00	200.00	0.00	0.00	0.00
10E110 1101 3190 00 000000	WASHINGTON OTHER PURCHASED	1,000.00	0.00	0.00	1,000.00	0.00	813.48	0.00
10E105 1101 3230 00 000000	ADAMS EQUIP MAINT/USAGE	200.00	0.00	0.00	200.00	0.00	0.00	0.00
10E107 1101 3230 00 000000	JEFFERSON EQUIP MAINT/USAGE	200.00	0.00	0.00	200.00	0.00	0.00	0.00
10E108 1101 3230 00 000000	LINCOLN EQUIP MAINT/USAGE	200.00	0.00	0.00	200.00	0.00	0.00	0.00
10E109 1101 3230 00 000000	LONGFELLOW EQUIP MAINT/USAG	200.00	0.00	0.00	200.00	0.00	0.00	0.00
10E110 1101 3230 00 000000	WASHINGTON EQUIP MAINT/USAG	200.00	0.00	0.00	200.00	0.00	0.00	0.00
10E105 1101 3320 00 000000	ADAMS TRAVEL	2,000.00	0.00	0.00	2,000.00	0.00	1,696.81	0.00
10E107 1101 3320 00 000000	JEFFERSON TRAVEL	1,000.00	279.00	279.00	721.00	0.00	601.00	27.90
10E108 1101 3320 00 000000	LINCOLN TRAVEL	1,500.00	0.00	895.75	602.25	0.00	1,266.47	59.72
10E109 1101 3320 00 000000	LONGFELLOW TRAVEL	1,200.00	0.00	0.00	1,200.00	0.00	613.13	0.00
10E110 1101 3320 00 000000	WASHINGTON TRAVEL	3,000.00	0.00	378.48	-1,997.28	4,614.80	2,659.80	12.62
10E000 1101 3400 00 000000	ELEM COMMUNICATION/POSTAGE	0.00	0.00	0.00	0.00	0.00	0.00	0.00
10E105 1101 3400 00 000000	ADAMS POSTAGE	1,100.00	141.00	141.00	959.00	0.00	879.49	12.82
10E107 1101 3400 00 000000	JEFFERSON POSTAGE	1,100.00	0.00	105.30	994.70	0.00	421.20	9.57
10E108 1101 3400 00 000000	LINCOLN POSTAGE	1,100.00	0.00	0.00	1,100.00	0.00	648.29	0.00
10E109 1101 3400 00 000000	LONGFELLOW POSTAGE	1,100.00	0.00	0.00	1,100.00	0.00	300.00	0.00
10E110 1101 3400 00 000000	WASHINGTON POSTAGE	1,100.00	0.00	0.00	1,100.00	0.00	622.85	0.00
10E105 1101 3600 00 000000	ADAMS COPIER	4,000.00	225.43	450.86	3,549.14	0.00	3,271.95	11.27
10E107 1101 3600 00 000000	JEFFERSON COPIER	5,500.00	353.17	706.34	4,793.66	0.00	5,068.58	12.84
10E108 1101 3600 00 000000	LINCOLN COPIER	7,000.00	457.43	914.86	6,085.14	0.00	6,463.98	13.07
10E109 1101 3600 00 000000	LONGFELLOW COPIER	3,500.00	207.58	415.16	3,084.84	0.00	3,054.42	11.86
10E110 1101 3600 00 000000	WASHINGTON COPIER	7,000.00	447.10	894.20	6,105.80	0.00	6,367.92	12.77
10E000 1101 4100 00 000000	ELEM SUPPLIES	69,000.00	8,088.95	8,088.95	-474.19	61,385.24	10,561.44	11.72
10E000 1101 4100 00 000001	DONATION SUPPLIES	15,000.00	664.00	664.00	14,336.00	0.00	7,199.43	4.43
10E105 1101 4100 00 000000	ADAMS SUPPLIES	15,000.00	870.81	1,385.20	10,258.13	3,263.51	15,725.86	9.23
10E107 1101 4100 00 000000	JEFFERSON SUPPLIES	15,000.00	826.26	826.26	11,136.09	2,848.63	12,551.61	5.51
10E108 1101 4100 00 000000	LINCOLN SUPPLIES	22,000.00	0.00	366.42	15,637.68	5,738.98	21,393.14	1.67
10E109 1101 4100 00 000000	LONGFELLOW SUPPLIES	15,000.00	1,185.08	1,185.08	11,123.77	2,575.65	15,343.60	7.90
10E109 1101 4100 00 000001	Strive Classroom Supplies	1,350.00	0.00	0.00	671.16	516.12	7,868.02	0.00
10E110 1101 4100 00 000000	WASHINGTON SUPPLIES	25,000.00	2,152.85	2,152.85	12,098.48	10,382.85	19,424.42	8.61
10E105 1101 4140 00 000000	ADAMS INSTRUMENTAL MUSIC	7,500.00	0.00	0.00	7,450.00	50.00	3,095.20	0.00

Account Number	Account Level Description Account Number	2023-24 Original Budget	August 2023-24 Monthly Activity	2023-24 FYTD Activity	2023-24 Available Funds	Encumbered Amount	2022-23 FY Activity	2023-24 FYTD %
10	EDUCATIONAL FUND							
10E000 1101 4200 00 000000	ELEM TEXTBOOKS	6,000.00	0.00	0.00	6,000.00	0.00	0.00	0.00
10E105 1101 4200 00 000000	ADAMS TEXTBOOKS	1,300.00	0.00	0.00	1,300.00	0.00	1,339.77	0.00
10E107 1101 4200 00 000000	JEFFERSON TEXTBOOKS	0.00	0.00	0.00	0.00	0.00	0.00	0.00
10E108 1101 4200 00 000000	LINCOLN TEXTBOOKS	0.00	0.00	0.00	0.00	0.00	0.00	0.00
10E109 1101 4200 00 000000	LONGFELLOW TEXTBOOKS	0.00	0.00	0.00	0.00	0.00	0.00	0.00
10E110 1101 4200 00 000000	WASHINGTON TEXTBOOKS	0.00	0.00	0.00	0.00	0.00	0.00	0.00
10E105 1101 5400 00 000000	ADAMS CAPITAL OUTLAY	1,000.00	0.00	0.00	1,000.00	0.00	1,084.18	0.00
10E107 1101 5400 00 000000	JEFFERSON CAPITAL OUTLAY	1,000.00	0.00	0.00	1,000.00	0.00	2,050.94	0.00
10E108 1101 5400 00 000000	LINCOLN CAPITAL OUTLAY	2,400.00	2,336.38	2,336.38	63.62	0.00	825.00	97.35
10E109 1101 5400 00 000000	LONGFELLOW CAPITAL OUTLAY	2,000.00	0.00	0.00	2,000.00	0.00	0.00	0.00
10E110 1101 5400 00 000000	WASHINGTON CAPITAL OUTLAY	1,000.00	0.00	0.00	1,000.00	0.00	0.00	0.00
10E105 1101 6400 00 000000	ADAMS DUES FEES	100.00	0.00	0.00	100.00	0.00	0.00	0.00
10E107 1101 6400 00 000000	JEFFERSON DUES FEES	100.00	0.00	0.00	100.00	0.00	0.00	0.00
10E108 1101 6400 00 000000	LINCOLN DUES FEES	100.00	0.00	0.00	100.00	0.00	0.00	0.00
10E109 1101 6400 00 000000	LONGFELLOW DUES FEES	100.00	0.00	0.00	100.00	0.00	0.00	0.00
10E110 1101 6400 00 000000	WASHINGTON DUES FEES	100.00	0.00	0.00	100.00	0.00	0.00	0.00
10E105 1101 8000 00 000000	ADAMS POST RETIRMENT	0.00	0.00	0.00	0.00	0.00	0.00	0.00
10E107 1101 8000 00 000000	JEFFERSON POST RETIRMENT	10,648.00	8,828.00	10,648.00	0.00	0.00	12,595.00	100.00
10E108 1101 8000 00 000000	LINCOLN POST RETIRMENT	0.00	0.00	0.00	0.00	0.00	23,895.00	0.00
10E109 1101 8000 00 000000	LONGFELLOW POST RETIREMENT	0.00	0.00	0.00	0.00	0.00	23,889.00	0.00
10E110 1101 8000 00 000000	WASHINGTON POST RETIRMENT	10,707.00	8,775.00	10,706.15	0.85	0.00	10,304.00	99.99
10E204 1102 1120 00 000000	JH SALARY	2,980,000.00	240,362.00	480,724.00	2,499,276.00	0.00	2,969,156.21	16.13
10E204 1102 1130 00 000000	JH TEACHER INCREMENT	40,000.00	2,262.98	4,525.96	35,474.04	0.00	26,533.12	11.31
10E204 1102 1130 00 000001	ROE Soc Emotional Responses	0.00	0.00	0.00	0.00	0.00	3,275.00	0.00
10E204 1102 1200 00 000000	JH SUB TEACHER SALARY	80,000.00	0.00	0.00	80,000.00	0.00	90,102.50	0.00
10E204 1102 1300 00 000000	JH SALARY EXTRA	70,000.00	0.00	0.00	70,000.00	0.00	59,475.60	0.00
10E204 1102 2100 00 000000	JH TRS-R	0.00	0.00	0.00	0.00	0.00	142.66	0.00
10E204 1102 2100 00 000001		0.00	0.00	0.00	0.00	0.00	11.53	0.00
10E204 1102 2110 00 000000	JH TEACHER RETIREMENT	307,000.00	0.00	0.00	307,000.00	0.00	302,998.65	0.00
10E204 1102 2110 00 000001		0.00	0.00	0.00	0.00	0.00	304.11	0.00
10E204 1102 2120 00 000000		0.00	0.00	0.00	0.00	0.00	0.00	0.00
10E204 1102 2120 00 000001		0.00	0.00	0.00	0.00	0.00	9.42	0.00
10E204 1102 2170 00 000000	JH TRS .58%	20,500.00	0.00	0.00	20,500.00	0.00	20,066.71	0.00
10E204 1102 2170 00 000001		0.00	0.00	0.00	0.00	0.00	19.62	0.00
10E204 1102 2220 00 000000	JH HEALTH INSURANCE	535,000.00	43,938.94	85,775.06	449,224.94	0.00	509,983.57	16.03
10E204 1102 2250 00 000000	JH TRS HEALTH INSURANCE	60,000.00	0.00	0.00	60,000.00	0.00	53,458.97	0.00
10E204 1102 2250 00 000001		0.00	0.00	0.00	0.00	0.00	53.07	0.00
10E204 1102 3190 00 000000	JH PURCHASED SERVICES	4,000.00	0.00	0.00	1,517.25	150.00	1,798.43	0.00

Account Number	Account Level Description Account Number	2023-24 Original Budget	August 2023-24 Monthly Activity	2023-24 FYTD Activity	2023-24 Available Funds	Encumbered Amount	2022-23 FY Activity	2023-24 FYTD %
10	EDUCATIONAL FUND							
10E204 1102 3190 00 000002	Trama Informed Services	0.00	0.00	0.00	0.00	0.00	100.00	0.00
10E204 1102 3230 00 000000	JH EQUIPMENT MAINTENANCE/US	1,500.00	0.00	0.00	1,500.00	0.00	1,367.10	0.00
10E204 1102 3320 00 000000	JH TRAVEL	6,000.00	0.00	0.00	6,000.00	0.00	4,872.37	0.00
10E204 1102 3400 00 000000	JH COMMUNICATION/POSTAGE	5,000.00	0.00	0.00	5,000.00	0.00	3,344.40	0.00
10E204 1102 3600 00 000000	JH COPYING	9,000.00	726.07	1,452.14	7,547.86	0.00	10,185.10	16.13
10E204 1102 4100 00 000000	JH SUPPLIES	40,000.00	500.48	702.13	28,682.00	10,615.87	29,263.98	1.76
10E204 1102 4100 00 000002	TRAUMA-INFORMED SUPPLIES	2,000.00	0.00	0.00	1,544.31	455.69	2,405.01	0.00
10E204 1102 4110 00 000000	JH RE-SALE ITEMS	4,000.00	0.00	0.00	4,000.00	0.00	0.00	0.00
10E204 1102 4130 00 000000	JH VOCAL MUSIC	8,500.00	0.00	0.00	7,184.98	862.14	6,460.50	0.00
10E204 1102 4140 00 000000	JH INSTRUMENTAL MUSIC	9,000.00	1,051.26	1,051.26	5,806.69	2,142.05	8,621.67	11.68
10E204 1102 4200 00 000000	JH TEXTBOOKS	50,000.00	0.00	0.00	50,000.00	0.00	0.00	0.00
10E204 1102 5400 00 000000	JH CAPITAL OUTLAY	2,000.00	0.00	0.00	2,000.00	0.00	879.97	0.00
10E204 1102 5400 00 000001	JH CAPITAL OUTLAY 2500+	0.00	0.00	0.00	0.00	0.00	0.00	0.00
10E204 1102 5440 00 000000	JH CAPITAL OUTLAY MUSIC	12,000.00	0.00	0.00	-1,368.00	13,368.00	9,760.30	0.00
10E204 1102 6400 00 000000	JH DUES/FEES	5,000.00	0.00	0.00	4,351.00	649.00	2,832.00	0.00
10E204 1102 8000 00 000000	JH POST RETIREMENT	18,195.00	9,794.00	18,194.70	0.30	0.00	20,936.00	100.00
10E105 1103 1120 00 000000	HS EXT TEACHER SALARY	223,000.00	17,593.32	35,186.64	187,813.36	0.00	210,084.08	15.78
10E303 1103 1120 00 000000	HS SALARY	4,500,000.00	337,617.56	675,235.12	3,824,764.88	0.00	4,076,648.82	15.01
10E303 1103 1130 00 000000	HS SALARY INCREMENT	150,000.00	11,612.10	23,224.20	126,775.80	0.00	137,056.25	15.48
10E303 1103 1130 00 000001	HS 3 CIRCLE AG GRANT SALARY	8,200.00	0.00	0.00	8,200.00	0.00	7,918.56	0.00
10E303 1103 1130 00 000002	LOCAL 3 CIRCLE AG GRANT SAL	8,200.00	1,409.30	2,818.60	5,381.40	0.00	10,082.48	34.37
10E303 1103 1130 00 000003	ED CAREER GRANT STIPEND	1,000.00	0.00	0.00	1,000.00	0.00	2,000.00	0.00
10E105 1103 1200 00 000000	ADAMS SUB TEACHER	2,500.00	0.00	0.00	2,500.00	0.00	1,845.00	0.00
10E303 1103 1200 00 000000	HS SUB TEACHER	110,000.00	0.00	0.00	110,000.00	0.00	146,345.00	0.00
10E303 1103 1300 00 000000	HS SALARY EXTRA	40,000.00	1,178.40	1,178.40	38,821.60	0.00	62,179.60	2.95
10E303 1103 2100 00 000000	HS TRS-R	0.00	0.00	0.00	0.00	0.00	128.30	0.00
10E105 1103 2110 00 000000	HS TRS 9.4% Adams	22,000.00	0.00	0.00	22,000.00	0.00	20,879.99	0.00
10E303 1103 2110 00 000000	HS TRS 9%	444,000.00	351.43	351.43	443,648.57	0.00	386,131.56	0.08
10E303 1103 2110 00 000001	HS 3 CIRCLE AG GRANT TRS 9%	950.00	0.00	0.00	950.00	0.00	982.69	0.00
10E303 1103 2110 00 000002	LOCAL 3 CIRCLE AG GRANT TRS	950.00	0.00	0.00	950.00	0.00	758.90	0.00
10E303 1103 2110 00 000003		100.00	0.00	0.00	100.00	0.00	197.80	0.00
10E303 1103 2120 00 000000	HS IMRF	8,000.00	626.52	1,253.04	6,746.96	0.00	7,200.98	15.66
10E105 1103 2170 00 000000	HS TRS .58% Adams	1,450.00	0.00	0.00	1,450.00	0.00	1,353.04	0.00
10E303 1103 2170 00 000000	HS TRS .58%	28,600.00	22.68	22.68	28,577.32	0.00	27,184.34	0.08
10E303 1103 2170 00 000001	HS 3 CIRCLE AG GRANT .58%	60.00	0.00	0.00	60.00	0.00	63.43	0.00
10E303 1103 2170 00 000002	LOCAL 3 CIRCLE AG GR TRS .5	60.00	0.00	0.00	60.00	0.00	48.96	0.00
10E303 1103 2170 00 000003		15.00	0.00	0.00	15.00	0.00	12.76	0.00
10E105 1103 2220 00 000000	HS EXT HEALTH INSURANCE	44,000.00	3,663.76	7,153.08	36,846.92	0.00	41,554.60	16.26

Account Number	Account Level Description Account Number	2023-24 Original Budget	August 2023-24 Monthly Activity	2023-24 FYTD Activity	2023-24 Available Funds	Encumbered Amount	2022-23 FY Activity	2023-24 FYTD %
10	EDUCATIONAL FUND							
10E303 1103 2220 00 000000	HS HEALTH INSURANCE	723,000.00	54,100.27	111,480.99	611,519.01	0.00	672,426.03	15.42
10E105 1103 2250 00 000000	HS TRS Health ADAMS	4,000.00	0.00	0.00	4,000.00	0.00	3,649.24	0.00
10E303 1103 2250 00 000000	HS TRS HEALTH INSURANCE	80,000.00	61.31	61.31	79,938.69	0.00	72,213.25	0.08
10E303 1103 2250 00 000001	HS 3 CIRCLE AG GRANT TRS H.	200.00	0.00	0.00	200.00	0.00	171.38	0.00
10E303 1103 2250 00 000002	LOCAL 3 CIRCLE TRS HEALTH I	200.00	0.00	0.00	200.00	0.00	132.44	0.00
10E303 1103 2250 00 000003		20.00	0.00	0.00	20.00	0.00	34.52	0.00
10E303 1103 3190 00 000000	HS PURCHASED SERVICES	60,000.00	0.00	180.00	59,525.00	295.00	59,832.18	0.30
10E303 1103 3190 00 000001	HS OTHER PURCHASED SERVICES	5,000.00	0.00	0.00	5,000.00	0.00	0.00	0.00
10E303 1103 3190 00 000002	HS TUITION	20,000.00	450.00	450.00	19,550.00	0.00	19,823.20	2.25
10E303 1103 3190 00 000004	AG GRANT Purchased Services	60.00	0.00	0.00	60.00	0.00	7,212.00	0.00
10E303 1103 3220 00 000000	HS CLEANING SERVICES	6,000.00	0.00	0.00	6,000.00	0.00	3,263.00	0.00
10E303 1103 3230 00 000000	HS EQUIP MAINT/USAGE	1,500.00	0.00	0.00	1,500.00	0.00	1,500.00	0.00
10E303 1103 3320 00 000000	HS TRAVEL	22,000.00	-1,315.73	2,379.47	19,467.53	2.00	13,795.47	10.82
10E303 1103 3400 00 000000	HS COMMUNICATION/POSTAGE	7,000.00	0.00	1,000.00	6,000.00	0.00	4,464.69	14.29
10E303 1103 3600 00 000000	HS COPIERS	15,000.00	1,089.56	2,179.12	12,820.88	0.00	14,641.45	14.53
10E303 1103 3630 00 000000	HS YEARBOOK	20,000.00	0.00	0.00	20,000.00	0.00	0.00	0.00
10E000 1103 4100 00 000001	DIST. CLASS/OFF FURN	40,000.00	4,283.67	4,283.67	47.03	35,669.30	47,073.85	10.71
10E303 1103 4100 00 000000	HS SUPPLIES	125,000.00	8,463.62	10,274.90	82,283.97	31,813.33	126,502.74	8.22
10E303 1103 4100 00 000003	MHS DR DONATION SUPPLIES	80,000.00	2,467.00	-33.00	271.05	79,761.95	44,936.80	-0.04
10E303 1103 4100 00 000004	HS AG GRANT SUPPLIES	3,058.00	0.00	0.00	356.57	2,701.43	0.00	0.00
10E303 1103 4100 00 000005	HS SUPPLIESR	8,000.00	0.00	0.00	8,000.00	0.00	7,074.81	0.00
10E303 1103 4100 00 000006	HS ED CAREER GRANT SUPPLIES	1,000.00	0.00	15.00	985.00	0.00	-1,370.62	1.50
10E303 1103 4100 00 000009	CTE Supplies	0.00	0.00	0.00	0.00	0.00	3,744.00	0.00
10E303 1103 4110 00 000000	HS RE-SALE ITEMS	4,000.00	2,964.00	2,964.00	700.00	336.00	7,555.96	74.10
10E303 1103 4130 00 000000	HS VOCAL MUSIC	4,200.00	1,843.17	1,843.17	235.26	1,920.57	3,343.02	43.89
10E303 1103 4130 00 000001	MADIGRAL EXPENSE	11,300.00	0.00	0.00	9,713.86	1,511.14	7,769.13	0.00
10E303 1103 4130 00 000002	SPRING MUSICAL EXPENSE	24,000.00	0.00	0.00	23,437.73	562.27	20,998.43	0.00
10E303 1103 4140 00 000000	HS INSTRUMENTAL MUSIC	18,000.00	0.00	0.00	12,503.06	5,496.94	7,838.36	0.00
10E303 1103 4141 00 000000	BAND UNIFORMS	0.00	0.00	0.00	0.00	0.00	0.00	0.00
10E303 1103 4200 00 000000	HS TEXTBOOKS	45,000.00	5,028.90	5,028.90	30,163.05	9,808.05	37,082.00	11.18
10E303 1103 5400 00 000000	HS CAPITAL OUTLAY	10,000.00	0.00	0.00	10,000.00	0.00	3,791.08	0.00
10E303 1103 5400 00 000004	HS AG GRANT CAPITAL OUTLAY	650.00	0.00	0.00	20.01	629.99	0.00	0.00
10E303 1103 5440 00 000000	HS MUSIC CAPITAL OUTLAY	21,000.00	0.00	0.00	21,000.00	0.00	0.00	0.00
10E303 1103 5440 00 000001	HS MUSIC DONATION EQUIP	0.00	0.00	0.00	0.00	0.00	0.00	0.00
10E303 1103 6400 00 000000	HS DUES/FEES	7,000.00	133.59	133.59	6,566.41	300.00	1,512.98	1.91
10E303 1103 8000 00 000000	HS POST RETIREMENT	0.00	0.00	0.00	0.00	0.00	15,846.15	0.00
10E902 1250 1120 30 000000	TITLE I SALARY	554,000.00	0.00	0.00	554,000.00	0.00	0.00	0.00
10E902 1250 1120 30 105000	ADAMS TITLE I SALARY	0.00	0.00	0.00	0.00	0.00	9,223.24	0.00

Account Number	Account Level Description Account Number	2023-24 Original Budget	August 2023-24 Monthly Activity	2023-24 FYTD Activity	2023-24 Available Funds	Encumbered Amount	2022-23 FY Activity	2023-24 FYTD %
10	EDUCATIONAL FUND							
10E902 1250 1120 30 107000	JEFFERSON TITLE I SALARY	0.00	0.00	0.00	0.00	0.00	16,121.12	0.00
10E902 1250 1120 30 108000	LINCOLN TITLE I SALARY	0.00	0.00	0.00	0.00	0.00	17,696.96	0.00
10E902 1250 1120 30 109000	LONGFELLOW TITLE I SALARY	0.00	0.00	0.00	0.00	0.00	5,606.12	0.00
10E902 1250 1120 30 110000	WASHINGTON TITLE I SALARY	0.00	0.00	0.00	0.00	0.00	35,554.06	0.00
10E930 1250 1120 30 000000	TITLE I: SAL, TEACHER	170,000.00	0.00	26,613.90	143,386.10	0.00	300.00	15.66
10E930 1250 1120 30 105000	ADAMS TITLE I SALARY	0.00	5,158.10	10,316.20	-10,316.20	0.00	55,597.62	0.00
10E930 1250 1120 30 107000	JEFFERSON TITLE I SALARY	0.00	6,017.70	12,035.40	-12,035.40	0.00	64,193.62	0.00
10E930 1250 1120 30 108000	LINCOLN TITLE I SALARY	0.00	17,536.00	35,072.00	-35,072.00	0.00	179,376.62	0.00
10E930 1250 1120 30 109000	LONGFELLOW TITLE I SALARY	0.00	9,291.02	18,582.04	-18,582.04	0.00	96,926.82	0.00
10E930 1250 1120 30 110000	WASHINGTON TITLE I SALARY	0.00	18,859.96	37,719.92	-37,719.92	0.00	192,394.07	0.00
10E935 1250 1120 00 000004	TITLE SIP JH SALARY	0.00	0.00	0.00	0.00	0.00	0.00	0.00
10E935 1250 1120 00 000005	TITLE SIP AD SALARY	0.00	0.00	0.00	0.00	0.00	0.00	0.00
10E960 1250 1120 30 000000	Esser II Salary	138,476.00	6,054.12	145,936.49	-7,460.49	0.00	498,698.70	105.39
10E936 1250 1130 00 000004	Title SIP MJHS Stipend	0.00	0.00	0.00	0.00	0.00	0.00	0.00
10E936 1250 1130 00 000005	Title SIP Adams Stipend	0.00	0.00	0.00	0.00	0.00	0.00	0.00
10E965 1250 1130 30 000000	ESSER III CERT SALARY	981,572.00	30,832.65	48,153.33	933,418.67	0.00	255,921.59	4.91
10E960 1250 1150 30 000000	ESSER 2 SALARIES	10,763.00	0.00	10,763.00	0.00	0.00	65,785.00	100.00
10E965 1250 1150 30 000000	ESSER III SALARIES	50,000.00	0.00	0.00	50,000.00	0.00	133.20	0.00
10E940 1250 1190 30 000000	Esser Grant Salary	0.00	0.00	0.00	0.00	0.00	0.00	0.00
10E902 1250 1200 30 105000		0.00	0.00	0.00	0.00	0.00	0.00	0.00
10E930 1250 1200 30 105000		0.00	0.00	0.00	0.00	0.00	0.00	0.00
10E960 1250 1200 30 000000		0.00	0.00	0.00	0.00	0.00	0.00	0.00
10E930 1250 1300 30 000000	TITLE I SUMMER SCHOOL	0.00	0.00	0.00	0.00	0.00	0.00	0.00
10E960 1250 1300 30 000000	ESSER 2 SALARIES	0.00	0.00	0.00	0.00	0.00	2,565.00	0.00
10E902 1250 2100 30 000000	TITLE I FEDERAL TRS	65,000.00	0.00	0.00	65,000.00	0.00	0.00	0.00
10E902 1250 2100 30 105000	AD TITLE I TRS	0.00	0.00	0.00	0.00	0.00	6.61	0.00
10E902 1250 2100 30 107000	JE TITLE I TRS	0.00	0.00	0.00	0.00	0.00	6.61	0.00
10E902 1250 2100 30 108000	LI TITILE I TRS	0.00	0.00	0.00	0.00	0.00	6.61	0.00
10E902 1250 2100 30 109000	LO TITILE I TRS	0.00	0.00	0.00	0.00	0.00	6.61	0.00
10E902 1250 2100 30 110000	WA TITLE I TRS	0.00	0.00	0.00	0.00	0.00	6.62	0.00
10E930 1250 2100 30 000000	TITLE I: TRS BRD 10.5	5,500.00	0.00	2,746.26	2,753.74	0.00	34.58	49.93
10E930 1250 2100 30 105000	AD TITLE I TRS	0.00	0.00	0.00	0.00	0.00	7,598.21	0.00
10E930 1250 2100 30 107000	JE TITLE I TRS	0.00	0.00	0.00	0.00	0.00	8,787.38	0.00
10E930 1250 2100 30 108000	LI TITLE I TRS	0.00	0.00	0.00	0.00	0.00	24,720.55	0.00
10E930 1250 2100 30 109000	LO TITILE I TRS	0.00	0.00	0.00	0.00	0.00	13,315.07	0.00
10E930 1250 2100 30 110000	WA TITLE I TRS	0.00	0.00	0.00	0.00	0.00	26,551.84	0.00
10E935 1250 2100 00 000004	TITLE SIP FED TRS	0.00	0.00	0.00	0.00	0.00	0.00	0.00
10E935 1250 2100 00 000005	TITLE SIP FED TRS	0.00	0.00	0.00	0.00	0.00	0.00	0.00

Account Number	Account Level Description Account Number	2023-24 Original Budget	August 2023-24 Monthly Activity	2023-24 FYTD Activity	2023-24 Available Funds	Encumbered Amount	2022-23 FY Activity	2023-24 FYTD %
10	EDUCATIONAL FUND							
10E960 1250 2100 30 000000	ESSER 2 FED TRS	14,673.00	0.00	14,673.45	-0.45	0.00	51,164.17	100.00
10E965 1250 2100 30 000000	ESSER III FED TRS	114,350.00	1,531.97	1,531.97	112,818.03	0.00	32,489.30	1.34
10E902 1250 2110 30 000000	TITLE I 9% TRS	55,000.00	0.00	0.00	55,000.00	0.00	0.00	0.00
10E902 1250 2110 30 105000	AD TITLE I TRS	0.00	0.00	0.00	0.00	0.00	5.67	0.00
10E902 1250 2110 30 107000	JE TITLE I TRS	0.00	0.00	0.00	0.00	0.00	5.67	0.00
10E902 1250 2110 30 108000	LI TITLE I TRS	0.00	0.00	0.00	0.00	0.00	5.67	0.00
10E902 1250 2110 30 109000	LO TITLE I TRS	0.00	0.00	0.00	0.00	0.00	5.67	0.00
10E902 1250 2110 30 110000	WA TITLE I TRS	0.00	0.00	0.00	0.00	0.00	5.68	0.00
10E930 1250 2110 30 000000	TITLE I: TRS BRD 9.8901%	5,264.00	0.00	2,632.15	2,631.85	0.00	29.67	50.00
10E930 1250 2110 30 105000	AD TITLE I TRS	0.00	0.00	0.00	0.00	0.00	6,518.94	0.00
10E930 1250 2110 30 107000	JE TITLE I TRS	0.00	0.00	0.00	0.00	0.00	7,539.17	0.00
10E930 1250 2110 30 108000	LI TITLE I TRS	0.00	0.00	0.00	0.00	0.00	21,209.13	0.00
10E930 1250 2110 30 109000	LO TITLE I TRS	0.00	0.00	0.00	0.00	0.00	11,423.85	0.00
10E930 1250 2110 30 110000	WA TITLE I TRS	0.00	0.00	0.00	0.00	0.00	22,780.33	0.00
10E960 1250 2110 30 000000	ESSER 2 TRS 9%	12,456.00	0.00	12,456.38	-0.38	0.00	46,254.80	100.00
10E965 1250 2110 30 000000	ESSER III TRS	97,100.00	1,300.20	1,300.20	95,799.80	0.00	27,867.43	1.34
10E902 1250 2120 30 000000	TITLE I IMRF	0.00	0.00	0.00	0.00	0.00	0.00	0.00
10E930 1250 2120 30 000000		0.00	0.00	0.00	0.00	0.00	0.00	0.00
10E940 1250 2120 30 000000	Esser Grant-IMRF-Employee	0.00	0.00	0.00	0.00	0.00	0.00	0.00
10E960 1250 2120 30 000000	ESSER 2 IMRF	400.00	0.00	400.27	-0.27	0.00	1,765.56	100.07
10E965 1250 2120 30 000000	ESSER III IMRF	2,500.00	0.00	0.00	2,500.00	0.00	0.00	0.00
10E940 1250 2140 30 000000	Esser Grant Medicare	0.00	0.00	0.00	0.00	0.00	0.00	0.00
10E902 1250 2170 30 000000	TITLE I .58% TRS	3,600.00	0.00	0.00	3,600.00	0.00	0.00	0.00
10E902 1250 2170 30 105000	AD TITLE I .58% TRS	0.00	0.00	0.00	0.00	0.00	0.37	0.00
10E902 1250 2170 30 107000	JE TITLE I .58% TRS	0.00	0.00	0.00	0.00	0.00	0.37	0.00
10E902 1250 2170 30 108000	LI TITLE I .58% TRS	0.00	0.00	0.00	0.00	0.00	0.37	0.00
10E902 1250 2170 30 109000	LO TITLE I .58% TRS	0.00	0.00	0.00	0.00	0.00	0.37	0.00
10E902 1250 2170 30 110000	WA TITLE I .58% TRS	0.00	0.00	0.00	0.00	0.00	0.35	0.00
10E930 1250 2170 30 000000	TITLE I: TRS .58%	340.00	0.00	169.78	170.22	0.00	1.91	49.94
10E930 1250 2170 30 105000	AD TITLE I .58% TRS	0.00	0.00	0.00	0.00	0.00	420.65	0.00
10E930 1250 2170 30 107000	JE TITLE I .58% TRS	0.00	0.00	0.00	0.00	0.00	486.43	0.00
10E930 1250 2170 30 108000	LI TITLE I .58% TRS	0.00	0.00	0.00	0.00	0.00	1,368.51	0.00
10E930 1250 2170 30 109000	LO TITLE I .58% TRS	0.00	0.00	0.00	0.00	0.00	736.99	0.00
10E930 1250 2170 30 110000	WA TITLE I .58% TRS	0.00	0.00	0.00	0.00	0.00	1,469.05	0.00
10E960 1250 2170 30 000000	ESSER 2 TRS .58%	824.00	0.00	824.21	-0.21	0.00	3,043.72	100.03
10E965 1250 2170 30 000000	ESSER III TRS .58%	6,300.00	84.53	84.53	6,215.47	0.00	1,798.15	1.34
10E902 1250 2220 30 000000	TITLE I HEALTH INSURANCE	91,900.00	0.00	0.00	91,900.00	0.00	0.00	0.00
10E902 1250 2220 30 105000	AD TITLE I HEALTH INS	0.00	0.00	0.00	0.00	0.00	1,381.30	0.00

Account Number	Account Level Description Account Number	2023-24 Original Budget	August 2023-24 Monthly Activity	2023-24 FYTD Activity	2023-24 Available Funds	Encumbered Amount	2022-23 FY Activity	2023-24 FYTD %
10	EDUCATIONAL FUND							
10E902 1250 2220 30 107000	JE TITLE I HEALTH INS	0.00	0.00	0.00	0.00	0.00	725.74	0.00
10E902 1250 2220 30 108000	LI TITLE I HEALTH INS	0.00	0.00	0.00	0.00	0.00	5,435.36	0.00
10E902 1250 2220 30 109000	LO TITLE I HEALTH INS	0.00	0.00	0.00	0.00	0.00	1,811.80	0.00
10E902 1250 2220 30 110000	WA TITLE I HEALTH INS	0.00	0.00	0.00	0.00	0.00	5,730.60	0.00
10E930 1250 2220 30 000000	TITLE I: HEALTH INSURANC	18,840.00	0.00	0.00	18,840.00	0.00	0.00	0.00
10E930 1250 2220 30 105000	AD TITLE I HEALTH INS	0.00	911.66	1,779.92	-1,779.92	0.00	8,682.60	0.00
10E930 1250 2220 30 107000	JE TITLE I HEALTH INS	0.00	553.74	1,075.86	-1,075.86	0.00	5,221.20	0.00
10E930 1250 2220 30 108000	LI TITLE I HEALTH INS	0.00	4,546.78	8,877.08	-8,877.08	0.00	43,303.00	0.00
10E930 1250 2220 30 109000	LO TITLE I HEALTH INS	0.00	2,553.82	4,986.04	-4,986.04	0.00	24,322.16	0.00
10E930 1250 2220 30 110000	WA TITLE I HEALTH INS	0.00	3,306.42	6,450.06	-6,450.06	0.00	31,658.55	0.00
10E940 1250 2220 30 000000	Esser Grant Health Insuranc	0.00	0.00	0.00	0.00	0.00	0.00	0.00
10E960 1250 2220 30 000000	ESSER 2 HEALTH INSURANCE	0.00	0.00	723.54	-723.54	0.00	11,636.33	0.00
10E965 1250 2220 30 000000	ESSER 3 HEALTH INSURANCE	48,000.00	3,985.92	7,782.04	40,217.96	0.00	51,314.35	16.21
10E902 1250 2250 30 000000	TITLE I TRS HEALTH	10,000.00	0.00	0.00	10,000.00	0.00	0.00	0.00
10E902 1250 2250 30 105000	AD TITLE I TRS HEALTH	0.00	0.00	0.00	0.00	0.00	0.99	0.00
10E902 1250 2250 30 107000	JE TITLE I TRS HEALTH	0.00	0.00	0.00	0.00	0.00	0.99	0.00
10E902 1250 2250 30 108000	LI TITLE I TRS HEALTH	0.00	0.00	0.00	0.00	0.00	0.99	0.00
10E902 1250 2250 30 109000	LO TITLE I TRS HEALTH	0.00	0.00	0.00	0.00	0.00	0.99	0.00
10E902 1250 2250 30 110000	WA TITLE I TRS HEALTH	0.00	0.00	0.00	0.00	0.00	0.99	0.00
10E930 1250 2250 30 000000	TITLE I: HEALTH INS .5%	1,000.00	0.00	459.17	540.83	0.00	5.18	45.92
10E930 1250 2250 30 105000	AD TITLE I TRS HEALTH	0.00	0.00	0.00	0.00	0.00	1,137.31	0.00
10E930 1250 2250 30 107000	JE TITLE I TRS HEALTH	0.00	0.00	0.00	0.00	0.00	1,315.36	0.00
10E930 1250 2250 30 108000	LI TITLE I TRS HEALTH	0.00	0.00	0.00	0.00	0.00	3,699.84	0.00
10E930 1250 2250 30 109000	LO TITLE I TRS HEALTH	0.00	0.00	0.00	0.00	0.00	1,992.88	0.00
10E930 1250 2250 30 110000	WA TITLE I TRS HEALTH	0.00	0.00	0.00	0.00	0.00	3,974.09	0.00
10E935 1250 2250 00 000005	TITLE SIP TRS THIS	0.00	0.00	0.00	0.00	0.00	0.00	0.00
10E936 1250 2250 00 000004	JH TITLE SIP TRS HEALTH	0.00	0.00	0.00	0.00	0.00	0.00	0.00
10E960 1250 2250 30 000000	ESSER 2 TRS HEALTH	4,394.00	0.00	2,196.90	2,197.10	0.00	8,138.51	50.00
10E965 1250 2250 30 000000	ESSER III TRS THIS	17,000.00	227.71	227.71	16,772.29	0.00	4,861.80	1.34
10E902 1250 3190 30 105000	ADAMS TITLE I PURCHASE SERV	0.00	0.00	0.00	0.00	0.00	0.00	0.00
10E902 1250 3190 30 107000	JEFFERSON TITLE I PURCHASE	0.00	0.00	0.00	0.00	0.00	0.00	0.00
10E902 1250 3190 30 108000	LINCOLN TITLE I PURCHASE SE	0.00	0.00	0.00	0.00	0.00	0.00	0.00
10E902 1250 3190 30 109000	LONFELLOW TITLE I PURCHASE	0.00	0.00	0.00	0.00	0.00	0.00	0.00
10E902 1250 3190 30 110000	WASHINGTO TITLE I PURCHASE	0.00	0.00	0.00	0.00	0.00	0.00	0.00
10E930 1250 3190 30 000000	Title I Contractual Service	0.00	0.00	0.00	0.00	0.00	0.00	0.00
10E930 1250 3190 30 105000	Title 1 Contractual Service	0.00	0.00	0.00	0.00	0.00	0.00	0.00
10E930 1250 3190 30 107000	Title 1 Contractual Service	0.00	0.00	0.00	0.00	0.00	0.00	0.00
10E930 1250 3190 30 108000	Title 1 Contractual Service	0.00	0.00	0.00	0.00	0.00	0.00	0.00

Account Number	Account Level Description Account Number	2023-24 Original Budget	August 2023-24 Monthly Activity	2023-24 FYTD Activity	2023-24 Available Funds	Encumbered Amount	2022-23 FY Activity	2023-24 FYTD %
10	EDUCATIONAL FUND							
10E930 1250 3190 30 109000	Title 1 Contractual Serv	0.00	0.00	0.00	0.00	0.00	0.00	0.00
10E930 1250 3190 30 110000	Title 1 Contractual Service	0.00	0.00	0.00	0.00	0.00	0.00	0.00
10E935 1250 3190 00 000004	JH TITLE SIP PURCH SERV	0.00	0.00	0.00	0.00	0.00	0.00	0.00
10E935 1250 3190 00 000005	AD TITLE SIP PURCH SERV	0.00	0.00	0.00	0.00	0.00	0.00	0.00
10E936 1250 3190 00 000004	Title SIP MJHS Purchase Ser	0.00	0.00	0.00	0.00	0.00	0.00	0.00
10E936 1250 3190 00 000005	Title SIP Adams Purchase Se	0.00	0.00	0.00	0.00	0.00	0.00	0.00
10E940 1250 3190 30 000000	ESSER GRANT PURCHASED SERVI	0.00	0.00	0.00	0.00	0.00	0.00	0.00
10E951 1250 3190 00 000000	DIGITAL EQUITY GRANT: PUR S	0.00	0.00	0.00	0.00	0.00	0.00	0.00
10E952 1250 3190 00 000000	DIGITAL EQUITY-PURCHASE SER	0.00	0.00	0.00	0.00	0.00	0.00	0.00
10E953 1250 3190 00 000000	FY23 Digital Equity 3 Pur S	0.00	0.00	0.00	0.00	0.00	39,270.00	0.00
10E954 1250 3190 00 000000	Digital Equity 4 purchase s	13,820.00	2,484.00	2,484.00	206.00	11,130.00	0.00	17.97
10E960 1250 3190 30 000000	ESSER II PURCHASE SERVICES	0.00	0.00	0.00	0.00	0.00	3,440.00	0.00
10E965 1250 3190 30 000000	ESSER III: PURCHASE SERVICE	485,000.00	25,375.00	46,675.50	312,402.50	125,922.00	40,013.50	9.62
10E902 1250 4100 30 000000	TITLE I SUPPLIES	313.00	0.00	0.00	313.00	0.00	91,814.27	0.00
10E902 1250 4100 30 105000	ADAMS TITLE I SUPPLIES	0.00	0.00	0.00	-753.60	753.60	0.00	0.00
10E902 1250 4100 30 107000	JEFFERSON TITLE I SUPPLIES	0.00	911.31	911.31	-2,576.22	1,664.91	4,936.67	0.00
10E902 1250 4100 30 108000	LINCOLN TITLE I SUPPLIES	0.00	0.00	0.00	-1,507.20	1,507.20	2,316.80	0.00
10E902 1250 4100 30 109000	LONGFELLOW TITLE I SUPPLIES	0.00	911.31	911.31	-2,576.22	1,664.91	774.40	0.00
10E902 1250 4100 30 110000	WASHINGTON TITLE I SUPPLIES	0.00	0.00	0.00	-753.60	753.60	4,631.07	0.00
10E930 1250 4100 30 000000	TITLE I: INSTRUCTIONAL MATE	24,000.00	23,156.32	23,156.32	843.68	0.00	250,495.07	96.48
10E930 1250 4100 30 105000	AD TITLE I SUPPLIES	0.00	0.00	0.00	-5,970.71	5,970.71	0.00	0.00
10E930 1250 4100 30 107000	JE TITLE I SUPPLIES	0.00	0.00	0.00	-4,887.09	4,887.09	0.00	0.00
10E930 1250 4100 30 108000	LI TITLE I SUPPLIES	0.00	0.00	0.00	-18,717.04	18,717.04	0.00	0.00
10E930 1250 4100 30 109000	LO TITLE I SUPPLIES	0.00	0.00	0.00	-5,103.30	5,103.30	0.00	0.00
10E930 1250 4100 30 110000	WA TITLE I SUPPLIES	0.00	0.00	0.00	-17,863.66	17,863.66	3,220.00	0.00
10E935 1250 4100 00 000004	JH TITLE I 1003A SUPPLIES	18,000.00	14,042.56	14,042.56	639.49	3,317.95	1,139.25	78.01
10E935 1250 4100 00 000005	AD TITLE I 1003A SUPPLIES	7,900.00	8,758.66	8,758.66	-1,769.97	911.31	0.00	110.87
10E935 1250 4100 00 000007	JE TITLE I 1003A SUPPLIES	0.00	0.00	0.00	0.00	0.00	0.00	0.00
10E936 1250 4100 00 000004	JH TITLE I SIP SUPPLIES	0.00	0.00	0.00	0.00	0.00	19,267.19	0.00
10E936 1250 4100 00 000005	Title SIP Adams Supplies	0.00	0.00	0.00	-2,448.00	2,448.00	4,707.24	0.00
10E940 1250 4100 30 000000	ESSER GRANT SUPPLIES	0.00	0.00	0.00	0.00	0.00	8,390.00	0.00
10E951 1250 4100 00 000000	DIGITAL EQUITY GRANT: SUPPL	0.00	0.00	0.00	0.00	0.00	7,301.70	0.00
10E952 1250 4100 00 000000	DIGITAL EQUITY-SUPPLIES	0.00	0.00	0.00	0.00	0.00	0.00	0.00
10E953 1250 4100 00 000000	FY23 Digital Equity 3 Suppl	0.00	17,500.00	17,500.00	-18,760.00	1,260.00	318,441.00	0.00
10E954 1250 4100 00 000000	Digital Equity 4 Supplies	121,180.00	139,768.00	139,768.00	-178,542.00	159,954.00	0.00	115.34
10E960 1250 4100 30 000000		611.00	5,737.77	6,348.77	-46,687.90	40,950.13	420,624.93	1,039.08
10E965 1250 4100 30 000000	ESSER III: SUPPLIES	130,262.00	18,931.99	18,931.99	43,490.41	67,839.60	137,546.35	14.53
10E902 1250 5400 30 105000	ADAMS TITLE I CAP OUTLAY	0.00	0.00	0.00	0.00	0.00	0.00	0.00

Account Number	Account Level Description Account Number	2023-24 Original Budget	August 2023-24 Monthly Activity	2023-24 FYTD Activity	2023-24 Available Funds	Encumbered Amount	2022-23 FY Activity	2023-24 FYTD %
10	EDUCATIONAL FUND							
10E902 1250 5400 30 107000	JEFFERSON TITLE I CAP OUTLA	0.00	0.00	0.00	0.00	0.00	0.00	0.00
10E902 1250 5400 30 108000	LINCOLN TITLE I CAP OUTLAY	0.00	0.00	0.00	0.00	0.00	0.00	0.00
10E902 1250 5400 30 109000	LONGFELLOW TITLE I CAP OUTL	0.00	0.00	0.00	0.00	0.00	0.00	0.00
10E902 1250 5400 30 110000	WASHINGTON TITLE I CAP OUTL	0.00	0.00	0.00	0.00	0.00	0.00	0.00
10E935 1250 5400 00 000004	JH TITLE I 1003A CAPITAL OU	0.00	0.00	0.00	0.00	0.00	0.00	0.00
10E935 1250 5400 00 000005	AD TITLE I 1003A CAPITAL OU	0.00	0.00	0.00	0.00	0.00	0.00	0.00
10E935 1250 5400 00 000007	JE TITLE I 1003A CAPITAL OU	0.00	0.00	0.00	0.00	0.00	0.00	0.00
10E940 1250 5400 30 000000	ESSER GRANT CAPTIAL OUTLAY	0.00	0.00	0.00	0.00	0.00	0.00	0.00
10E952 1250 5400 00 000000	DIGITAL EQUITY-CAPITAL OUTL	0.00	0.00	0.00	0.00	0.00	0.00	0.00
10E953 1250 5400 00 000000	Digital Equity 3 Capital Ou	0.00	0.00	0.00	0.00	0.00	216,494.00	0.00
10E954 1250 5400 00 000000	Digital Equity 4 Capital Ou	93,000.00	-1,399.00	0.00	93,000.00	0.00	0.00	0.00
10E965 1250 5400 30 000000	ESSER III: CAPTIAL OUTLAY	14,372.00	0.00	0.00	14,372.00	0.00	0.00	0.00
10E000 1251 4100 00 000000	McKinney Vento Supplies	0.00	160.65	160.65	-658.56	497.91	3,848.66	0.00
10E941 1251 4100 00 000000	McKinney Vento ARP Supplies	0.00	0.00	0.00	0.00	0.00	18,654.67	0.00
10E000 1400 1250 20 000000	VOC: SALARY, STUDENTS	50,000.00	1,374.75	1,374.75	48,625.25	0.00	40,007.13	2.75
10E000 1400 3190 20 000000	VOC: PURCHASED SERV	10,000.00	823.25	1,565.54	8,434.46	0.00	12,057.13	15.66
10E000 1400 4100 20 000000	VOC: SUPPLIES	500.00	0.00	0.00	500.00	0.00	222.71	0.00
10E000 1401 1120 21 000000	WCRVS: SPEC NDS SALARY	0.00	0.00	0.00	0.00	0.00	0.00	0.00
10E000 1401 1210 21 000000	WCRVS: STIPENDS, TUTORS	0.00	2,050.75	2,050.75	-2,050.75	0.00	0.00	0.00
10E000 1401 2110 21 000000	WCRVS: SPC ND TRS 9.8901	0.00	0.00	0.00	0.00	0.00	0.00	0.00
10E000 1401 2170 21 000000	WCRVS: TRS .58%	0.00	0.00	0.00	0.00	0.00	0.00	0.00
10E000 1401 2250 21 000000	WCRVS: SPEC ND HLTH .5%	0.00	0.00	0.00	0.00	0.00	0.00	0.00
10E000 1401 4100 21 000000	WCRVS: SUPPLIES - TO BE REI	0.00	2,586.61	2,586.61	-8,350.61	5,764.00	0.00	0.00
10E000 1401 5400 21 000000	WCRVS CAPITAL OUTLAY	0.00	0.00	0.00	0.00	0.00	0.00	0.00
10E000 1446 4100 00 000003	Bldg Trades-Old Creal Sprin	0.00	0.00	0.00	0.00	0.00	75,059.04	0.00
10E000 1446 4100 00 000004	B;dg Trades - Harvest Crest	100,000.00	0.00	0.00	96,072.00	0.00	23,310.00	0.00
10E000 1500 1120 00 000000	ATHLETIC SALARY	20,000.00	280.08	560.16	19,439.84	0.00	11,207.40	2.80
10E204 1500 1120 20 000000	JH BOYS BASKETBALL SALARY	8,700.00	709.50	1,419.00	7,281.00	0.00	8,481.72	16.31
10E204 1500 1120 21 000000	JH BASEBALL SALARY	6,500.00	501.04	1,002.08	5,497.92	0.00	6,015.12	15.42
10E204 1500 1120 22 000000	JH SOFTBALL SALARY	7,000.00	280.08	560.16	6,439.84	0.00	5,949.96	8.00
10E204 1500 1120 23 000000	JH VOLLEYBALL SALARY	6,700.00	0.00	0.00	6,700.00	0.00	6,551.80	0.00
10E204 1500 1120 24 000000	JH CHEERLEADING SALARY	3,200.00	0.00	0.00	3,200.00	0.00	2,838.00	0.00
10E204 1500 1120 25 000000	JH DANCE/POM SALARY	3,200.00	0.00	0.00	3,200.00	0.00	2,838.06	0.00
10E204 1500 1120 26 000000	JH BOYS TRACK SALARY	7,600.00	433.56	867.12	6,732.88	0.00	7,425.60	11.41
10E204 1500 1120 27 000000	JH CROSS COUNTRY SALARY	7,400.00	280.08	560.16	6,839.84	0.00	7,240.32	7.57
10E204 1500 1120 40 000000	JH GIRLS BASKETBALL SALARY	9,000.00	315.34	630.68	8,369.32	0.00	8,499.72	7.01
10E204 1500 1120 41 000000	JH GIRLS TRACK SALARY	6,600.00	433.58	867.16	5,732.84	0.00	6,446.12	13.14
10E204 1500 1120 42 000000	JH CROSS COUNTRY SALARY	0.00	0.00	0.00	0.00	0.00	0.00	0.00

Account Number	Account Level Description Account Number	2023-24 Original Budget	August 2023-24 Monthly Activity	2023-24 FYTD Activity	2023-24 Available Funds	Encumbered Amount	2022-23 FY Activity	2023-24 FYTD %
10	EDUCATIONAL FUND							
10E303 1500 1120 01 000000	HS FOOTBALL SALARY	40,000.00	1,477.56	2,955.12	37,044.88	0.00	31,869.72	7.39
10E303 1500 1120 02 000000	HS BOYS CROSS COUNTRY SALAR	2,000.00	0.00	0.00	2,000.00	0.00	0.00	0.00
10E303 1500 1120 03 000000	HS BOYS TENNIS SALARY	4,900.00	402.50	805.00	4,095.00	0.00	4,803.76	16.43
10E303 1500 1120 04 000000	HS BOYS SOCCER SALARY	8,300.00	0.00	0.00	8,300.00	0.00	8,159.24	0.00
10E303 1500 1120 05 000000	HS BOYS TRACK SALARY	20,000.00	0.00	0.00	20,000.00	0.00	19,438.22	0.00
10E303 1500 1120 06 000000	HS WRESTLING SALARY	9,000.00	0.00	0.00	9,000.00	0.00	8,159.28	0.00
10E303 1500 1120 07 000000	HS BASEBALL SALARY	15,000.00	167.52	335.04	14,664.96	0.00	14,644.68	2.23
10E303 1500 1120 08 000000	HS SOFTBALL SALARY	15,000.00	1,200.68	2,401.36	12,598.64	0.00	13,512.62	16.01
10E303 1500 1120 09 000000	HS FISHING SALARY	3,000.00	236.50	473.00	2,527.00	0.00	2,827.24	15.77
10E303 1500 1120 10 000000	HS BOWLING SALARY	5,000.00	394.16	788.32	4,211.68	0.00	4,445.84	15.77
10E303 1500 1120 11 000000	HS VOLLEYBALL SALARY	15,000.00	335.04	670.08	14,329.92	0.00	14,292.96	4.47
10E303 1500 1120 12 000000	HS BOYS GOLF SALARY	5,000.00	406.66	813.32	4,186.68	0.00	4,862.00	16.27
10E303 1500 1120 13 000000	HS CHEERLEADER SALARY	8,200.00	0.00	0.00	8,200.00	0.00	8,041.08	0.00
10E303 1500 1120 14 000000	HS DANCE/POM SALARY	11,000.00	890.64	1,781.28	9,218.72	0.00	10,274.44	16.19
10E303 1500 1120 15 000000	HS BOYS BASKETBALL SALARY	25,000.00	1,531.56	3,063.12	21,936.88	0.00	23,711.44	12.25
10E303 1500 1120 31 000000	HS GIRLS BASKETBALL SALARY	16,000.00	0.00	0.00	16,000.00	0.00	14,963.04	0.00
10E303 1500 1120 32 000000	HS GIRLS CROSS COUNTRY SALA	5,000.00	406.66	813.32	4,186.68	0.00	4,862.00	16.27
10E303 1500 1120 33 000000	HS GIRLS TRACK SALARY	15,000.00	857.32	1,714.64	13,285.36	0.00	13,845.60	11.43
10E303 1500 1120 34 000000	HS GIRLS BASKETBALL SALARY	5,000.00	398.34	796.68	4,203.32	0.00	4,753.80	15.93
10E303 1500 1120 35 000000	HS GIRLS TENNIS SALARY	5,000.00	406.66	813.32	4,186.68	0.00	4,853.68	16.27
10E303 1500 1120 36 000000	HS GIRLS SOCCER SALARY	8,500.00	0.00	0.00	8,500.00	0.00	8,159.22	0.00
10E000 1500 1150 00 000000	ATHLETIC SEC	30,000.00	2,384.66	4,652.66	25,347.34	0.00	27,864.79	15.51
10E000 1500 1150 00 000001	Athletic Workers Salary	40,000.00	0.00	0.00	40,000.00	0.00	37,877.40	0.00
10E000 1500 2100 00 000001	ATHL TRS FED	0.00	0.00	0.00	0.00	0.00	746.96	0.00
10E204 1500 2100 20 000000		0.00	0.00	0.00	0.00	0.00	0.00	0.00
10E303 1500 2100 06 000000		0.00	0.00	0.00	0.00	0.00	0.00	0.00
10E303 1500 2100 11 000000	HS VOLLEYBALL FED TRS	0.00	0.00	0.00	0.00	0.00	19.31	0.00
10E000 1500 2110 00 000000	ATHL: TRS 9%	1,800.00	0.00	0.00	1,800.00	0.00	1,002.23	0.00
10E000 1500 2110 00 000001	ATHL: TRS 9%	1,600.00	0.00	0.00	1,600.00	0.00	1,552.52	0.00
10E204 1500 2110 20 000000	JH BOYS BASKETBALL TRS 9%	1,000.00	0.00	0.00	1,000.00	0.00	842.01	0.00
10E204 1500 2110 21 000000	JH BOYS BASEBALL TRS 9%	700.00	0.00	0.00	700.00	0.00	594.64	0.00
10E204 1500 2110 22 000000	JH SOFTBALL TRS 9%	400.00	0.00	0.00	400.00	0.00	332.40	0.00
10E204 1500 2110 23 000000	JH VOLLEYBALL TRS 9%	400.00	0.00	0.00	400.00	0.00	0.00	0.00
10E204 1500 2110 24 000000	JH CHEERLEADING TRS 9%	300.00	0.00	0.00	300.00	0.00	0.00	0.00
10E204 1500 2110 25 000000	JH DANCE/POM TRS 9%	400.00	0.00	0.00	400.00	0.00	0.00	0.00
10E204 1500 2110 26 000000	JH BOYS TRACK TRS 9%	750.00	0.00	0.00	750.00	0.00	723.17	0.00
10E204 1500 2110 27 000000	JH BOYS CROSS COUNTRY TRS 9	750.00	0.00	0.00	750.00	0.00	664.80	0.00
10E204 1500 2110 40 000000	JH GIRLS BASKETBALL TRS 9%	500.00	0.00	0.00	500.00	0.00	374.20	0.00

Account Number	Account Level Description Account Number	2023-24 Original Budget	August 2023-24 Monthly Activity	2023-24 FYTD Activity	2023-24 Available Funds	Encumbered Amount	2022-23 FY Activity	2023-24 FYTD %
10	EDUCATIONAL FUND							
10E204 1500 2110 41 000000	JH GIRLS TRACK TRS 9%	500.00	0.00	0.00	500.00	0.00	385.92	0.00
10E204 1500 2110 42 000000	JH GIRLS CROSS COUNTRY TRS	0.00	0.00	0.00	0.00	0.00	0.00	0.00
10E303 1500 2110 01 000000	FOOTBALL TRS 9%	2,300.00	0.00	0.00	2,300.00	0.00	1,753.64	0.00
10E303 1500 2110 02 000000	HS BOYS CROSS COUNTRY TRS 9	500.00	0.00	0.00	500.00	0.00	0.00	0.00
10E303 1500 2110 03 000000	HS BOYS TENNIS TRS 9%	500.00	0.00	0.00	500.00	0.00	477.62	0.00
10E303 1500 2110 05 000000	HS BOYS TRACK TRS 9%	1,000.00	0.00	0.00	1,000.00	0.00	0.00	0.00
10E303 1500 2110 06 000000		200.00	0.00	0.00	200.00	0.00	0.00	0.00
10E303 1500 2110 07 000000	HS BASEBALL TRS 9%	500.00	0.00	0.00	500.00	0.00	198.74	0.00
10E303 1500 2110 08 000000	HS SOFTBALL TRS 9%	1,100.00	0.00	0.00	1,100.00	0.00	1,027.48	0.00
10E303 1500 2110 09 000000	HS FISHING TRS 9%	325.00	0.00	0.00	325.00	0.00	280.78	0.00
10E303 1500 2110 10 000000		500.00	0.00	0.00	500.00	0.00	467.77	0.00
10E303 1500 2110 11 000000	HS VOLLEYBALL TRS 9%	500.00	0.00	0.00	500.00	0.00	397.65	0.00
10E303 1500 2110 12 000000	HS BOYS GOLF TRS 9%	550.00	0.00	0.00	550.00	0.00	482.64	0.00
10E303 1500 2110 13 000000	CHEERLEADER TRS 9%	300.00	0.00	0.00	300.00	0.00	0.00	0.00
10E303 1500 2110 14 000000	HS DANCE/POM PON TRS 9%	1,100.00	0.00	0.00	1,100.00	0.00	1,057.14	0.00
10E303 1500 2110 15 000000	HS BOYS BASKETBALL TRS 9%	2,500.00	0.00	0.00	2,500.00	0.00	2,282.47	0.00
10E303 1500 2110 31 000000	HS GIRLS BASKETBALL TRS 9%	500.00	0.00	0.00	500.00	0.00	397.62	0.00
10E303 1500 2110 32 000000	HS GIRLS CROSS COUNTRY TRS	600.00	0.00	0.00	600.00	0.00	482.64	0.00
10E303 1500 2110 33 000000	HS GIRLS TRACK TRS 9%	900.00	0.00	0.00	900.00	0.00	785.59	0.00
10E303 1500 2110 34 000000	HS GIRLS GOLF TRS 9%	550.00	0.00	0.00	550.00	0.00	472.79	0.00
10E303 1500 2110 35 000000	HS GIRLS TENNIS TRS 9%	500.00	0.00	0.00	500.00	0.00	482.65	0.00
10E303 1500 2110 36 000000	HS GIRLS SOCCER TRS 9%	100.00	0.00	0.00	100.00	0.00	0.00	0.00
10E000 1500 2120 00 000000	ATHL: IMRF	1,500.00	112.36	219.22	1,280.78	0.00	1,312.93	14.61
10E000 1500 2120 00 000001	ATHL: IMRF	500.00	0.00	0.00	500.00	0.00	427.64	0.00
10E303 1500 2120 01 000000	FOOTBALL IMRF	500.00	0.00	0.00	500.00	0.00	0.00	0.00
10E303 1500 2120 05 000000		500.00	0.00	0.00	500.00	0.00	317.62	0.00
10E303 1500 2120 06 000000	HS WRESTLING IMRF	100.00	0.00	0.00	100.00	0.00	0.00	0.00
10E303 1500 2120 07 000000		200.00	0.00	0.00	200.00	0.00	189.45	0.00
10E303 1500 2120 15 000000	HS BOYS BASKETBALL IMRF	100.00	0.00	0.00	100.00	0.00	0.00	0.00
10E303 1500 2120 31 000000	HS GIRLS BASKETBALL IMRF	200.00	0.00	0.00	200.00	0.00	189.44	0.00
10E303 1500 2120 32 000000		100.00	0.00	0.00	100.00	0.00	0.00	0.00
10E303 1500 2120 33 000000	HS GIRLS TRACK IMRF	200.00	0.00	0.00	200.00	0.00	0.00	0.00
10E303 1500 2120 36 000000		150.00	0.00	0.00	150.00	0.00	128.16	0.00
10E000 1500 2170 00 000000	ATHL: TRS .58%	100.00	0.00	0.00	100.00	0.00	64.58	0.00
10E000 1500 2170 00 000001	ATHL: TRS .58%	150.00	0.00	0.00	150.00	0.00	101.13	0.00
10E204 1500 2170 20 000000	JH BOYS BASKETBALL TRS .58%	100.00	0.00	0.00	100.00	0.00	54.44	0.00
10E204 1500 2170 21 000000	JH BASEBALL TRS .58%	50.00	0.00	0.00	50.00	0.00	38.35	0.00
10E204 1500 2170 22 000000	JH SOFTBALL TRS .58%	50.00	0.00	0.00	50.00	0.00	21.56	0.00

Account Number	Account Level Description Account Number	2023-24 Original Budget	August 2023-24 Monthly Activity	2023-24 FYTD Activity	2023-24 Available Funds	Encumbered Amount	2022-23 FY Activity	2023-24 FYTD %
10	EDUCATIONAL FUND							
10E204 1500 2170 23 000000	JH VOLLEYBALL TRS .58%	50.00	0.00	0.00	50.00	0.00	0.00	0.00
10E204 1500 2170 24 000000	JH CHEERLEADING TRS .58%	50.00	0.00	0.00	50.00	0.00	0.00	0.00
10E204 1500 2170 25 000000	JH DANCE/POM PON TRS .58%	50.00	0.00	0.00	50.00	0.00	0.00	0.00
10E204 1500 2170 26 000000	JH BOYS TRACK TRS .58%	50.00	0.00	0.00	50.00	0.00	46.85	0.00
10E204 1500 2170 27 000000	JH BOYS CROSS COUNTRY TRS .	50.00	0.00	0.00	50.00	0.00	42.76	0.00
10E204 1500 2170 40 000000	JH GIRLS BASKETBALL TRS .58	50.00	0.00	0.00	50.00	0.00	24.20	0.00
10E204 1500 2170 41 000000	JH GIRLS TRACK TRS .58%	50.00	0.00	0.00	50.00	0.00	24.86	0.00
10E204 1500 2170 42 000000	JH GIRLS CR COUNTRY TRS .58	0.00	0.00	0.00	0.00	0.00	0.00	0.00
10E303 1500 2170 01 000000	HS FOOTBALL TRS .58%	200.00	0.00	0.00	200.00	0.00	113.41	0.00
10E303 1500 2170 02 000000	HS BOYS CROSS COUNTRY TRS .	50.00	0.00	0.00	50.00	0.00	0.00	0.00
10E303 1500 2170 03 000000	HS BOYS TENNIS TRS .58%	50.00	0.00	0.00	50.00	0.00	30.74	0.00
10E303 1500 2170 05 000000	HS BOYS TRACK TRS .58%	100.00	0.00	0.00	100.00	0.00	0.00	0.00
10E303 1500 2170 06 000000	HS WRESTLING TRS .58%	50.00	0.00	0.00	50.00	0.00	0.00	0.00
10E303 1500 2170 07 000000	HS BASEBALL TRS .58%	100.00	0.00	0.00	100.00	0.00	12.74	0.00
10E303 1500 2170 08 000000	HS SOFTBALL TRS .58%	100.00	0.00	0.00	100.00	0.00	66.17	0.00
10E303 1500 2170 09 000000	HS FISHING TRS .58%	50.00	0.00	0.00	50.00	0.00	18.02	0.00
10E303 1500 2170 10 000000		50.00	0.00	0.00	50.00	0.00	30.22	0.00
10E303 1500 2170 11 000000	HS VOLLEYBALL TRS .58%	50.00	0.00	0.00	50.00	0.00	25.67	0.00
10E303 1500 2170 12 000000	HS BOYS GOLF TRS .58%	50.00	0.00	0.00	50.00	0.00	31.00	0.00
10E303 1500 2170 13 000000	CHEERLEADING TRS .58%	50.00	0.00	0.00	50.00	0.00	0.00	0.00
10E303 1500 2170 14 000000	HS DANCE/POM TRS .58%	75.00	0.00	0.00	75.00	0.00	68.00	0.00
10E303 1500 2170 15 000000	HS BOYS BASKETBALL TRS .58%	150.00	0.00	0.00	150.00	0.00	147.36	0.00
10E303 1500 2170 31 000000	HS GIRLS BASKETBALL TRS .58	50.00	0.00	0.00	50.00	0.00	25.68	0.00
10E303 1500 2170 32 000000	HS GIRLS CROSS COUNTRY TRS	50.00	0.00	0.00	50.00	0.00	31.18	0.00
10E303 1500 2170 33 000000	HS GIRLS TRACK TRS .58%	100.00	0.00	0.00	100.00	0.00	50.75	0.00
10E303 1500 2170 34 000000	HS GIRLS GOLF TRS .58%	50.00	0.00	0.00	50.00	0.00	30.48	0.00
10E303 1500 2170 35 000000	HS GIRLS TENNIS TRS .58%	50.00	0.00	0.00	50.00	0.00	31.19	0.00
10E303 1500 2170 36 000000	HS GIRLS SOCCER TRS .58%	50.00	0.00	0.00	50.00	0.00	0.00	0.00
10E000 1500 2220 00 000001		0.00	0.00	0.00	0.00	0.00	20.38	0.00
10E303 1500 2220 33 000000		700.00	54.88	108.34	591.66	0.00	157.63	15.48
10E000 1500 2250 00 000000	ATHL: HEALTH INS .5% CON	300.00	0.00	0.00	300.00	0.00	174.75	0.00
10E000 1500 2250 00 000001	ATHL: HEAL.INS. .5%	300.00	0.00	0.00	300.00	0.00	271.96	0.00
10E204 1500 2250 20 000000	JH BOYS BASKETBALL TRS HEAL	175.00	0.00	0.00	175.00	0.00	146.88	0.00
10E204 1500 2250 21 000000	JH BASEBALL TRS HEALTH INS	150.00	0.00	0.00	150.00	0.00	103.69	0.00
10E204 1500 2250 22 000000	JH SOFTBALL TRS HEALTH INS	100.00	0.00	0.00	100.00	0.00	57.89	0.00
10E204 1500 2250 23 000000	JH VOLLEYBALL TRS HEALTH IN	50.00	0.00	0.00	50.00	0.00	0.00	0.00
10E204 1500 2250 24 000000	JH CHEERLEADING TRS HEALTH	50.00	0.00	0.00	50.00	0.00	0.00	0.00
10E204 1500 2250 25 000000	JH DANCE/POM PON TRS HEALTH	50.00	0.00	0.00	50.00	0.00	0.00	0.00

Account Number	Account Level Description Account Number	2023-24 Original Budget	August 2023-24 Monthly Activity	2023-24 FYTD Activity	2023-24 Available Funds	Encumbered Amount	2022-23 FY Activity	2023-24 FYTD %
10	EDUCATIONAL FUND							
10E204 1500 2250 26 000000	JH BOYS TRACK TRS HEALTH IN	150.00	0.00	0.00	150.00	0.00	126.13	0.00
10E204 1500 2250 27 000000	JH BOYS CROSS COUNTRY TRS H	200.00	0.00	0.00	200.00	0.00	116.12	0.00
10E204 1500 2250 40 000000	JH GIRLS BASKETBALL TRS HEA	100.00	0.00	0.00	100.00	0.00	65.28	0.00
10E204 1500 2250 41 000000	JH GIRLS TRACK TRS HEALTH I	150.00	0.00	0.00	150.00	0.00	67.32	0.00
10E204 1500 2250 42 000000	JH GIRLS CR CO TRS HEALTH I	0.00	0.00	0.00	0.00	0.00	0.00	0.00
10E303 1500 2250 01 000000	HS FOOTBALL TRS HEALTH INS	400.00	0.00	0.00	400.00	0.00	306.16	0.00
10E303 1500 2250 02 000000	HS BOYS CROSS COUNTRY TRS H	100.00	0.00	0.00	100.00	0.00	0.00	0.00
10E303 1500 2250 03 000000	HS BOYS TENNIS TRS HEALTH I	150.00	0.00	0.00	150.00	0.00	83.29	0.00
10E303 1500 2250 05 000000	HS BOYS TRACK TRS HEALTH IN	150.00	0.00	0.00	150.00	0.00	0.00	0.00
10E303 1500 2250 06 000000		50.00	0.00	0.00	50.00	0.00	0.00	0.00
10E303 1500 2250 07 000000	HS BASEBALL TRS HEALTH INS	150.00	0.00	0.00	150.00	0.00	34.78	0.00
10E303 1500 2250 08 000000	HS SOFTBALL TRS HEALTH INS	250.00	0.00	0.00	250.00	0.00	179.17	0.00
10E303 1500 2250 09 000000	HS FISHING TRS HEALTH	100.00	0.00	0.00	100.00	0.00	48.96	0.00
10E303 1500 2250 10 000000		100.00	0.00	0.00	100.00	0.00	81.60	0.00
10E303 1500 2250 11 000000	HS VOLLEYBALL TRS HEATLH IN	200.00	0.00	0.00	200.00	0.00	69.36	0.00
10E303 1500 2250 12 000000	HS BOYS GOLF TRS HEALTH INS	200.00	0.00	0.00	200.00	0.00	84.23	0.00
10E303 1500 2250 13 000000	CHEERLEADING TRS HEALTH INS	50.00	0.00	0.00	50.00	0.00	0.00	0.00
10E303 1500 2250 14 000000	HS DANCE/POM TRS HEALTH INS	200.00	0.00	0.00	200.00	0.00	184.51	0.00
10E303 1500 2250 15 000000	HS BOYS BASKETBALL TRS HEAL	425.00	0.00	0.00	425.00	0.00	398.18	0.00
10E303 1500 2250 31 000000	HS GIRLS BASKETBALL TRS HEA	150.00	0.00	0.00	150.00	0.00	69.36	0.00
10E303 1500 2250 32 000000	HS GIRLS CC TRS HEALTH INS	150.00	0.00	0.00	150.00	0.00	84.23	0.00
10E303 1500 2250 33 000000	HS GIRLS TRACK TRS HEALTH I	200.00	0.00	0.00	200.00	0.00	137.12	0.00
10E303 1500 2250 34 000000	HS GIRLS GOLF TRS HEALTH IN	150.00	0.00	0.00	150.00	0.00	82.54	0.00
10E303 1500 2250 35 000000	HS GIRLS TENNIS TRS HEALTH	150.00	0.00	0.00	150.00	0.00	84.23	0.00
10E303 1500 2250 36 000000	HS GIRLS SOCCER TRS HEATLH	0.00	0.00	0.00	0.00	0.00	0.00	0.00
10E303 1500 3120 00 000000	IHSA - CONTRACTUAL	15,000.00	0.00	0.00	15,000.00	0.00	2,261.10	0.00
10E303 1500 3120 01 000000	IHSA FOOTBALL CONTRACTUAL	100.00	0.00	0.00	100.00	0.00	0.00	0.00
10E303 1500 3120 04 000000	IHSA HS BOYS SOCCER CONTRAC	100.00	0.00	0.00	100.00	0.00	0.00	0.00
10E303 1500 3120 10 000000	IHSA BOWLING CONTRACTUAL	0.00	0.00	0.00	0.00	0.00	0.00	0.00
10E000 1500 3190 00 000000	ATHLETIC PURCHASED SERVICES	45,000.00	16,027.60	16,027.60	26,422.40	0.00	13,388.36	35.62
10E000 1500 3190 03 000000	HS BOYS TENNIS OFFICIALS	0.00	0.00	0.00	0.00	0.00	0.00	0.00
10E000 1500 3190 04 000000	HS BOYS SOCCER OFFICIALS	3,100.00	0.00	0.00	3,100.00	0.00	3,010.00	0.00
10E000 1500 3190 05 000000	HS BOYS TRACK OFFICIALS	1,500.00	0.00	0.00	1,500.00	0.00	1,385.00	0.00
10E000 1500 3190 06 000000	WRESTLING OFFICIALS	2,500.00	0.00	0.00	2,500.00	0.00	2,150.00	0.00
10E000 1500 3190 07 000000	BASEBALL OFFICIALS	4,000.00	0.00	0.00	4,000.00	0.00	3,840.00	0.00
10E000 1500 3190 08 000000	SOFTBALL OFFICIALS	3,000.00	0.00	0.00	3,000.00	0.00	2,350.00	0.00
10E000 1500 3190 11 000000	VOLLEYBALL OFFICIALS	3,000.00	0.00	0.00	3,000.00	0.00	1,585.00	0.00
10E000 1500 3190 15 000000	HS BOYS BASKEBALL OFFICIALS	7,500.00	0.00	0.00	7,500.00	0.00	6,915.00	0.00

Account Number	Account Level Description Account Number	2023-24 Original Budget	August 2023-24 Monthly Activity	2023-24 FYTD Activity	2023-24 Available Funds	Encumbered Amount	2022-23 FY Activity	2023-24 FYTD %
10	EDUCATIONAL FUND							
10E000 1500 3190 20 000000	JH BOYS BASKETBALL OFFICIAL	2,600.00	0.00	0.00	2,600.00	0.00	2,385.00	0.00
10E000 1500 3190 21 000000	JH BASEBALL OFFICIALS	1,700.00	0.00	0.00	1,700.00	0.00	1,489.97	0.00
10E000 1500 3190 22 000000	JH SOFTBALL OFFICIALS	2,000.00	0.00	0.00	2,000.00	0.00	1,639.99	0.00
10E000 1500 3190 23 000000	JH VOLLEYBALL OFFICIALS	1,500.00	0.00	0.00	1,500.00	0.00	1,040.00	0.00
10E000 1500 3190 26 000000	JH BOYS TRACK OFFICIALS	1,200.00	0.00	0.00	1,200.00	0.00	432.00	0.00
10E000 1500 3190 27 000000	JH BOYS CROSS COUNTRY OFFIC	200.00	0.00	0.00	200.00	0.00	0.00	0.00
10E000 1500 3190 31 000000	HS GIRLS BASKETBALL OFFICIA	5,000.00	0.00	0.00	5,000.00	0.00	4,140.00	0.00
10E000 1500 3190 32 000000	HS GIRLS CROSS COUNTRY OFFI	100.00	0.00	0.00	100.00	0.00	47.50	0.00
10E000 1500 3190 33 000000	HS GIRLS TRACK OFFICIALS	200.00	0.00	0.00	200.00	0.00	0.00	0.00
10E000 1500 3190 36 000000	HS GIRLS SOCCER OFFICIALS	3,000.00	0.00	0.00	3,000.00	0.00	2,580.00	0.00
10E000 1500 3190 40 000000	JH GIRLS BASKETBALL OFFICIA	1,600.00	0.00	0.00	1,600.00	0.00	1,300.00	0.00
10E000 1500 3190 41 000000	JH GIRLS TRACK OFFICIALS	125.00	0.00	0.00	125.00	0.00	90.00	0.00
10E303 1500 3190 01 000000	HS FOOTBALL OFFICIALS	4,500.00	0.00	0.00	4,500.00	0.00	4,150.00	0.00
10E303 1500 3190 02 000000	HS BOYS CROSS COUNTRY OFFIC	100.00	0.00	0.00	100.00	0.00	47.50	0.00
10E000 1500 3230 00 000000	ATHL: REPAIR OF EQUIP	5,000.00	0.00	0.00	5,000.00	0.00	3,069.95	0.00
10E000 1500 3230 01 000000	FOOTBALL REPAIR OF EQUIP	5,000.00	0.00	0.00	5,000.00	0.00	0.00	0.00
10E000 1500 3320 00 000000	ATHL: TRAVEL	2,000.00	0.00	0.00	2,000.00	0.00	975.90	0.00
10E000 1500 3320 01 000000	FOOTBALL TRAVEL	1,000.00	0.00	0.00	1,000.00	0.00	448.01	0.00
10E000 1500 3320 02 000000	HS BOYS CROSS COUNTRY TRAVE	2,500.00	0.00	0.00	2,500.00	0.00	2,217.94	0.00
10E000 1500 3320 03 000000	HS BOYS TENNIS TRAVEL	1,000.00	0.00	0.00	1,000.00	0.00	0.00	0.00
10E000 1500 3320 04 000000	HS BOYS SOCCER TRAVEL	0.00	0.00	0.00	0.00	0.00	0.00	0.00
10E000 1500 3320 05 000000	HS BOYS TRACK TRAVEL	4,000.00	0.00	14.12	3,985.88	0.00	5,936.32	0.35
10E000 1500 3320 06 000000	WRESTLING TRAVEL	6,000.00	0.00	0.00	6,000.00	0.00	3,000.02	0.00
10E000 1500 3320 10 000000	BOWLING TRAVEL	500.00	0.00	0.00	500.00	0.00	231.78	0.00
10E000 1500 3320 11 000000	VOLLEYBALL TRAVEL	0.00	0.00	0.00	0.00	0.00	0.00	0.00
10E000 1500 3320 12 000000	HS BOYS GOLF TRAVEL	1,000.00	0.00	0.00	1,000.00	0.00	540.97	0.00
10E000 1500 3320 14 000000	DANCE/POM PON TRAVEL	3,500.00	0.00	0.00	3,500.00	0.00	2,766.55	0.00
10E000 1500 3320 15 000000	HS BOYS BASKETBALL TRAVEL	1,000.00	0.00	0.00	1,000.00	0.00	0.00	0.00
10E000 1500 3320 20 000000	JH BOYS BASKETBALL TRAVEL	0.00	0.00	0.00	0.00	0.00	0.00	0.00
10E000 1500 3320 23 000000	JH VOLLEYBALL TRAVEL	0.00	0.00	0.00	0.00	0.00	0.00	0.00
10E000 1500 3320 24 000000	JH CHEERLEADING TRAVEL	100.00	0.00	0.00	100.00	0.00	0.00	0.00
10E000 1500 3320 25 000000	JH DANCE/POM PON TRAVEL	500.00	0.00	0.00	500.00	0.00	451.44	0.00
10E000 1500 3320 27 000000	JH BOYS CROSS COUNTRY TRAVE	0.00	0.00	0.00	0.00	0.00	0.00	0.00
10E000 1500 3320 31 000000	HS GIRLS BASKETBALL TRAVEL	0.00	0.00	0.00	0.00	0.00	0.00	0.00
10E000 1500 3320 32 000000	HS GIRLS CROSS COUNTRY TRAV	1,000.00	0.00	0.00	1,000.00	0.00	1,081.38	0.00
10E000 1500 3320 33 000000	HS GIRLS TRACK TRAVEL	2,000.00	0.00	0.00	2,000.00	0.00	728.30	0.00
10E000 1500 3320 34 000000	HS GIRLS GOLF TRAVEL	4,000.00	0.00	0.00	4,000.00	0.00	1,078.81	0.00
10E000 1500 3320 35 000000	HS GIRLS TENNIS TRAVEL	1,000.00	0.00	0.00	1,000.00	0.00	821.47	0.00

Account Number	Account Level Description Account Number	2023-24 Original Budget	August 2023-24 Monthly Activity	2023-24 FYTD Activity	2023-24 Available Funds	Encumbered Amount	2022-23 FY Activity	2023-24 FYTD %
10	EDUCATIONAL FUND							
10E000 1500 3320 36 000000	HS GIRLS SOCCER TRAVEL	0.00	0.00	0.00	0.00	0.00	0.00	0.00
10E303 1500 3320 08 000000	MHS Softball Travel	2,000.00	0.00	0.00	2,000.00	0.00	1,607.38	0.00
10E000 1500 3600 00 000000	ATHL: PRINTING	3,000.00	0.00	0.00	3,000.00	0.00	2,549.85	0.00
10E000 1500 3600 01 000000	FOOTBALL PRINTING	4,000.00	0.00	0.00	4,000.00	0.00	3,460.80	0.00
10E000 1500 4100 00 000000	ATHL: SUPPLIES	13,000.00	771.00	771.00	10,073.75	2,155.25	1,988.28	5.93
10E000 1500 4100 01 000000	FOOTBALL SUPPLIES	15,000.00	7,427.50	7,427.50	2,272.50	5,300.00	17,612.35	49.52
10E000 1500 4100 02 000000	HS BOYS CROSS COUNTRY SUPPL	1,000.00	1,198.00	1,198.00	-346.00	148.00	470.00	119.80
10E000 1500 4100 03 000000	HS BOYS TENNIS SUPPLIES	2,000.00	0.00	0.00	2,000.00	0.00	1,855.75	0.00
10E000 1500 4100 04 000000	HS BOYS SOCCER SUPPLIES	5,000.00	225.00	225.00	2,601.50	2,173.50	6,819.00	4.50
10E000 1500 4100 05 000000	HS BOYS TRACK SUPPLIES	3,000.00	0.00	0.00	3,000.00	0.00	1,350.00	0.00
10E000 1500 4100 06 000000	WRESTLING SUPPLIES	2,000.00	0.00	0.00	2,000.00	0.00	1,216.49	0.00
10E000 1500 4100 07 000000	BASEBALL SUPPLIES	5,000.00	279.70	279.70	4,720.30	0.00	3,231.72	5.59
10E000 1500 4100 08 000000	SOFTBALL SUPPLIES	2,000.00	119.90	119.90	1,880.10	0.00	2,163.21	6.00
10E000 1500 4100 09 000000	FISHING SUPPLIES	100.00	0.00	0.00	100.00	0.00	0.00	0.00
10E000 1500 4100 10 000000	BOWLING SUPPLIES	500.00	0.00	0.00	500.00	0.00	0.00	0.00
10E000 1500 4100 11 000000	VOLLEYBALL SUPPLIES	3,000.00	434.60	434.60	2,565.40	0.00	96.00	14.49
10E000 1500 4100 12 000000	HS BOYS GOLF SUPPLIES	1,000.00	0.00	414.38	171.24	414.38	300.00	41.44
10E000 1500 4100 13 000000	CHEERLEADING SUPPLIES	2,000.00	0.00	0.00	2,000.00	0.00	0.00	0.00
10E000 1500 4100 14 000000	DANCE/POM PON SUPPLIES	2,000.00	0.00	0.00	2,000.00	0.00	160.15	0.00
10E000 1500 4100 15 000000	HS BOYS BASKETBALL SUPPLIES	6,000.00	0.00	0.00	6,000.00	0.00	2,200.00	0.00
10E000 1500 4100 20 000000	JH BOYS BASKETBALL SUPPLIES	3,000.00	0.00	0.00	3,000.00	0.00	514.90	0.00
10E000 1500 4100 21 000000	JH BASEBALL SUPPLIES	2,000.00	1,592.50	1,592.50	-1,362.49	1,769.99	1,492.51	79.63
10E000 1500 4100 22 000000	JH SOFTBALL SUPPLIES	2,000.00	0.00	0.00	888.21	1,111.79	1,978.05	0.00
10E000 1500 4100 23 000000	JH VOLLEYBALL SUPPLIES	1,000.00	0.00	0.00	1,000.00	0.00	0.00	0.00
10E000 1500 4100 24 000000	JH CHEERLEADING SUPPLIES	1,000.00	0.00	0.00	1,000.00	0.00	4,698.10	0.00
10E000 1500 4100 25 000000	JH DANCE/POM PON SUPPLIES	1,500.00	0.00	0.00	1,500.00	0.00	0.00	0.00
10E000 1500 4100 26 000000	JH BOYS TRACK SUPPLIES	1,500.00	0.00	0.00	1,500.00	0.00	1,746.90	0.00
10E000 1500 4100 27 000000	JH BOYS CROSS COUNTRY SUPPL	200.00	0.00	0.00	200.00	0.00	0.00	0.00
10E000 1500 4100 31 000000	HS GIRLS BASKETBALL SUPPLIE	5,000.00	0.00	0.00	5,000.00	0.00	4,233.00	0.00
10E000 1500 4100 32 000000	HS GIRLS CROSS COUNTRY SUPP	1,000.00	1,244.95	1,244.95	-244.95	0.00	115.50	124.50
10E000 1500 4100 33 000000	HS GIRLS TRACK SUPPLIES	3,000.00	0.00	0.00	3,000.00	0.00	3,239.50	0.00
10E000 1500 4100 34 000000	HS GIRLS GOLF SUPPLIES	1,000.00	732.40	732.40	-156.90	424.50	372.40	73.24
10E000 1500 4100 35 000000	HS GIRLS TENNIS SUPPLIES	1,500.00	0.00	0.00	240.55	1,259.45	2,068.05	0.00
10E000 1500 4100 36 000000	HS GIRLS SOCCER SUPPLIES	3,000.00	0.00	0.00	3,000.00	0.00	3,436.90	0.00
10E000 1500 4100 40 000000	JH GIRLS BASKETBALL SUPPLIE	3,000.00	0.00	0.00	3,000.00	0.00	2,900.00	0.00
10E000 1500 4100 41 000000	JH GIRLS TRACK SUPPLIES	2,000.00	0.00	0.00	2,000.00	0.00	1,741.50	0.00
10E000 1500 4100 42 000000	JH GIRLS CROSS COUNTRY SUPP	200.00	0.00	0.00	200.00	0.00	121.00	0.00
10E000 1500 4100 43 000000	Adams Softball	0.00	0.00	0.00	-165.00	165.00	0.00	0.00

Account Number	Account Level Description Account Number	2023-24 Original Budget	August 2023-24 Monthly Activity	2023-24 FYTD Activity	2023-24 Available Funds	Encumbered Amount	2022-23 FY Activity	2023-24 FYTD %
10	EDUCATIONAL FUND							
10E000 1500 4100 44 000000	Adams Boaseball	0.00	0.00	0.00	-933.14	933.14	0.00	0.00
10E000 1500 4100 45 000000	Adams Girls Cross Country	0.00	0.00	0.00	0.00	0.00	0.00	0.00
10E000 1500 4100 46 000000	Adams Boys Cross Country	0.00	0.00	0.00	0.00	0.00	0.00	0.00
10E000 1500 4100 47 000000	Adams Volleyball	0.00	0.00	0.00	0.00	0.00	0.00	0.00
10E000 1500 4100 48 000000	Adams Boys Basketball	0.00	0.00	0.00	0.00	0.00	0.00	0.00
10E000 1500 4100 49 000000	Adams Girls Basketball	0.00	0.00	0.00	0.00	0.00	0.00	0.00
10E000 1500 4100 50 000000		0.00	0.00	0.00	0.00	0.00	0.00	0.00
10E000 1500 4100 51 000000	Adams Girls Track	0.00	0.00	0.00	0.00	0.00	0.00	0.00
10E000 1500 4100 52 000000	Adams Cheer	0.00	0.00	0.00	0.00	0.00	0.00	0.00
10E000 1500 4110 00 000000	ATHL: AWARDS	9,500.00	0.00	0.00	9,500.00	0.00	4,655.10	0.00
10E000 1500 4110 01 000000	FOOTBALL AWARDS	400.00	0.00	0.00	400.00	0.00	300.00	0.00
10E000 1500 4110 02 000000	HS BOYS CROSS COUNTRY AWARD	200.00	0.00	0.00	200.00	0.00	106.00	0.00
10E000 1500 4110 03 000000	HS BOYS TENNIS AWARDS	300.00	0.00	0.00	300.00	0.00	45.00	0.00
10E000 1500 4110 04 000000	HS BOYS SOCCER AWARDS	200.00	0.00	0.00	200.00	0.00	84.00	0.00
10E000 1500 4110 05 000000	HS BOYS TRACK AWARDS	200.00	0.00	0.00	200.00	0.00	120.00	0.00
10E000 1500 4110 06 000000	WRESTLING AWARDS	200.00	0.00	0.00	200.00	0.00	135.90	0.00
10E000 1500 4110 07 000000	BASEBALL AWARDS	200.00	0.00	0.00	200.00	0.00	145.00	0.00
10E000 1500 4110 08 000000	SOFTBALL AWARDS	150.00	0.00	0.00	150.00	0.00	145.00	0.00
10E000 1500 4110 09 000000	FISHING AWARDS	100.00	0.00	0.00	100.00	0.00	130.00	0.00
10E000 1500 4110 10 000000	BOWLING AWARDS	200.00	0.00	0.00	200.00	0.00	36.00	0.00
10E000 1500 4110 11 000000	VOLLEYBALL AWARDS	250.00	0.00	0.00	250.00	0.00	120.00	0.00
10E000 1500 4110 12 000000	HS BOYS GOLF AWARDS	100.00	0.00	0.00	100.00	0.00	14.00	0.00
10E000 1500 4110 13 000000	CHEERLEADING AWARDS	250.00	0.00	0.00	250.00	0.00	286.00	0.00
10E000 1500 4110 14 000000	DANCE/POM PON AWARDS	200.00	0.00	0.00	200.00	0.00	120.00	0.00
10E000 1500 4110 15 000000	HS BOYS BASKETBALL AWARDS	200.00	0.00	0.00	200.00	0.00	313.50	0.00
10E000 1500 4110 20 000000	JH BOYS BASKETBALL AWARDS	300.00	0.00	0.00	300.00	0.00	465.00	0.00
10E000 1500 4110 21 000000	JH BASEBALL AWARDS	200.00	0.00	0.00	200.00	0.00	55.00	0.00
10E000 1500 4110 22 000000	JH SOFTBALL AWARDS	200.00	0.00	0.00	200.00	0.00	55.00	0.00
10E000 1500 4110 23 000000	JH VOLLEYBALL AAWARDS	200.00	0.00	0.00	200.00	0.00	0.00	0.00
10E000 1500 4110 24 000000	JH CHEERLEADING AWARDS	200.00	0.00	0.00	200.00	0.00	110.00	0.00
10E000 1500 4110 25 000000	JH DANCE/POM PON AWARDS	300.00	0.00	0.00	300.00	0.00	360.00	0.00
10E000 1500 4110 26 000000	JH BOYS TRACK AWARDS	500.00	0.00	0.00	500.00	0.00	0.00	0.00
10E000 1500 4110 27 000000	JH BOYS CROSS COUNTRY AWARD	500.00	0.00	0.00	500.00	0.00	95.05	0.00
10E000 1500 4110 31 000000	HS GIRLS BASKETBALL AWARDS	200.00	0.00	0.00	200.00	0.00	277.50	0.00
10E000 1500 4110 32 000000	HS GIRLS CROSS COUNTRY AWAR	100.00	0.00	0.00	100.00	0.00	0.00	0.00
10E000 1500 4110 33 000000	HS GIRLS TRACK AWARDS	150.00	0.00	0.00	150.00	0.00	140.00	0.00
10E000 1500 4110 34 000000	HS GIRLS GOLF AWARDS	250.00	0.00	0.00	250.00	0.00	28.00	0.00
10E000 1500 4110 35 000000	HS GIRLS TENNIS AWARDS	300.00	0.00	0.00	300.00	0.00	60.00	0.00

Account Number	Account Level Description Account Number	2023-24 Original Budget	August 2023-24 Monthly Activity	2023-24 FYTD Activity	2023-24 Available Funds	Encumbered Amount	2022-23 FY Activity	2023-24 FYTD %
10	EDUCATIONAL FUND							
10E000 1500 4110 36 000000	HS GIRLS SOCCER AWARDS	250.00	0.00	0.00	250.00	0.00	90.00	0.00
10E000 1500 4110 37 000000	HS COLOR GUARD AWARDS	0.00	0.00	0.00	0.00	0.00	0.00	0.00
10E000 1500 4110 40 000000	JH GIRLS BASKETBALL AWARDS	400.00	0.00	0.00	400.00	0.00	652.94	0.00
10E000 1500 4110 42 000000	JH GIRLS CROSS COUNTRY AWAR	200.00	0.00	0.00	200.00	0.00	0.00	0.00
10E000 1500 4120 01 000000	FOOTBALL MEALS	1,000.00	0.00	0.00	1,000.00	0.00	371.22	0.00
10E000 1500 4120 02 000000	HS BOYS CROSS COUNTRY MEALS	1,500.00	0.00	0.00	1,500.00	0.00	1,146.00	0.00
10E000 1500 4120 03 000000	HS BOYS TENNIS MEALS	500.00	0.00	0.00	500.00	0.00	0.00	0.00
10E000 1500 4120 04 000000	HS BOYS SOCCER MEALS	500.00	0.00	0.00	500.00	0.00	195.00	0.00
10E000 1500 4120 05 000000	HS BOYS TRACK AWARDS/MEALS	1,500.00	0.00	0.00	1,500.00	0.00	1,846.00	0.00
10E000 1500 4120 06 000000	WRESTLING AWARDS/MEALS	3,200.00	0.00	0.00	3,200.00	0.00	2,670.00	0.00
10E000 1500 4120 07 000000	BASEBALL AWARDS/MEALS	200.00	0.00	0.00	200.00	0.00	0.00	0.00
10E000 1500 4120 08 000000	SOFTBALL AWARDS/MEALS	1,000.00	0.00	0.00	1,000.00	0.00	1,179.00	0.00
10E000 1500 4120 09 000000	FISHING AWARDS/MEALS	200.00	0.00	0.00	200.00	0.00	309.00	0.00
10E000 1500 4120 10 000000	BOWLING AWARDS/MEALS	800.00	0.00	0.00	800.00	0.00	736.40	0.00
10E000 1500 4120 11 000000	VOLLEYBALL AWARDS/MEALS	200.00	0.00	0.00	200.00	0.00	0.00	0.00
10E000 1500 4120 12 000000	HS BOYS GOLF AWARDS/MEALS	400.00	0.00	0.00	400.00	0.00	202.00	0.00
10E000 1500 4120 13 000000	CHEERLEADING AWARDS/MEALS	300.00	0.00	0.00	300.00	0.00	281.25	0.00
10E000 1500 4120 14 000000	DANCE/POM PON AWARDS/MEALS	2,000.00	0.00	0.00	2,000.00	0.00	1,824.00	0.00
10E000 1500 4120 15 000000	HS BOYS BASKETBALL AWARDS/M	1,000.00	0.00	0.00	1,000.00	0.00	439.14	0.00
10E000 1500 4120 20 000000	JH BOYS BASKETBALL AWARDS/M	250.00	0.00	0.00	250.00	0.00	0.00	0.00
10E000 1500 4120 21 000000	JH BASEBALL AWARDS/MEALS	100.00	0.00	0.00	100.00	0.00	99.80	0.00
10E000 1500 4120 22 000000	JH SOFTBALL AWARDS/MEALS	150.00	0.00	0.00	150.00	0.00	125.00	0.00
10E000 1500 4120 23 000000	JH VOLLEYBALL AAWARDS/MEALS	200.00	0.00	0.00	200.00	0.00	159.98	0.00
10E000 1500 4120 26 000000	JH BOYS TRACK AWARDS/MEALS	600.00	0.00	0.00	600.00	0.00	612.57	0.00
10E000 1500 4120 31 000000	HS GIRLS BASKETBALL AWARDS/	300.00	0.00	0.00	300.00	0.00	300.00	0.00
10E000 1500 4120 32 000000	HS GIRLS CROSS COUNTRY AWAR	400.00	0.00	0.00	400.00	0.00	431.00	0.00
10E000 1500 4120 33 000000	HS GIRLS TRACK AWARDS/MEALS	1,500.00	0.00	0.00	1,500.00	0.00	1,624.00	0.00
10E000 1500 4120 34 000000	HS GIRLS GOLF AWARDS/MEALS	1,000.00	0.00	0.00	1,000.00	0.00	186.00	0.00
10E000 1500 4120 35 000000	HS GIRLS TENNIS AWARDS/MEAL	1,000.00	0.00	0.00	1,000.00	0.00	1,008.83	0.00
10E000 1500 4120 40 000000	JH GIRLS BASKETBALL AWARDS/	200.00	0.00	0.00	200.00	0.00	0.00	0.00
10E303 1500 4120 36 000000	HS GIRLS SOCCER MEALS	200.00	0.00	0.00	200.00	0.00	0.00	0.00
10E000 1500 5400 00 000000	ATHL: CAP OUT	10,000.00	1,440.00	1,440.00	8,560.00	0.00	3,573.90	14.40
10E000 1500 5400 02 000000	BOYS CROSS COUNTRY CAP OUTL	600.00	0.00	0.00	600.00	0.00	0.00	0.00
10E000 1500 5400 04 000000	HS BOYS SOCCER CAPITAL OUTL	0.00	0.00	0.00	0.00	0.00	0.00	0.00
10E000 1500 5400 05 000000	HS BOYS TRACK CAPITAL OUTLA	3,000.00	0.00	0.00	3,000.00	0.00	748.00	0.00
10E000 1500 5400 06 000000	WRESTLING CAPITAL OUTLAY	0.00	0.00	0.00	0.00	0.00	0.00	0.00
10E000 1500 5400 07 000000	BASEBALL CAPITAL OUTLAY	1,500.00	0.00	0.00	1,500.00	0.00	0.00	0.00
10E000 1500 5400 08 000000	SOFTBALL CAPITAL OUTLAY	2,200.00	0.00	0.00	2,200.00	0.00	0.00	0.00

Account Number	Account Level Description Account Number	2023-24 Original Budget	August 2023-24 Monthly Activity	2023-24 FYTD Activity	2023-24 Available Funds	Encumbered Amount	2022-23 FY Activity	2023-24 FYTD %
10	EDUCATIONAL FUND							
10E000 1500 5400 10 000000	BOWLING CAPITAL OUTLAY	0.00	0.00	0.00	0.00	0.00	0.00	0.00
10E000 1500 5400 11 000000	VOLLEYBALL CAPITAL OUTLAY	1,000.00	0.00	0.00	1,000.00	0.00	0.00	0.00
10E000 1500 5400 26 000000	JH BOYS TRACK CAPITAL OUTLA	0.00	0.00	0.00	0.00	0.00	0.00	0.00
10E000 1500 5400 32 000000	GIRLS CROSS COUNTRY CAP OUT	0.00	0.00	0.00	0.00	0.00	0.00	0.00
10E000 1500 5400 33 000000	HS GIRLS TRACK CAPTIAL OUTL	600.00	0.00	0.00	600.00	0.00	0.00	0.00
10E000 1500 5400 41 000000	JH GIRLS TRACK CAPITAL OUTL	0.00	0.00	0.00	0.00	0.00	0.00	0.00
10E000 1500 5400 42 000000	JH GIRLS CROSS COUNTRY CAPI	0.00	0.00	0.00	0.00	0.00	0.00	0.00
10E000 1500 6400 00 000000	ATHL: DUES/FEES	10,000.00	0.00	0.00	10,000.00	0.00	9,275.00	0.00
10E000 1500 6400 01 000000	FOOTBALL DUES/FEES	500.00	0.00	0.00	500.00	0.00	65.00	0.00
10E000 1500 6400 02 000000	HS BOYS CROSS COUNTRY DUES/	1,200.00	0.00	0.00	1,200.00	0.00	1,123.75	0.00
10E000 1500 6400 03 000000	HS BOYS TENNIS DUES/FEES	100.00	0.00	0.00	100.00	0.00	0.00	0.00
10E000 1500 6400 04 000000	HS BOYS SOCCER DUES/FEES	500.00	0.00	0.00	500.00	0.00	521.00	0.00
10E000 1500 6400 05 000000	HS BOYS TRACK DUES/FEES	2,000.00	0.00	0.00	2,000.00	0.00	2,110.75	0.00
10E000 1500 6400 06 000000	WRESTLING DUES/FEES	2,000.00	0.00	0.00	2,000.00	0.00	2,025.00	0.00
10E000 1500 6400 07 000000	BASEBALL DUES/FEES	1,000.00	0.00	0.00	1,000.00	0.00	745.00	0.00
10E000 1500 6400 08 000000	SOFTBALL DUES/FEES	500.00	0.00	0.00	500.00	0.00	375.00	0.00
10E000 1500 6400 09 000000	FISHING DUES/FEES	500.00	0.00	0.00	500.00	0.00	500.00	0.00
10E000 1500 6400 10 000000	BOWLING DUES/FEES	1,200.00	0.00	0.00	1,200.00	0.00	1,165.00	0.00
10E000 1500 6400 11 000000	VOLLEYBALL DUES/FEES	900.00	0.00	0.00	900.00	0.00	900.00	0.00
10E000 1500 6400 12 000000	HS BOYS GOLF DUES/FEES	2,000.00	0.00	0.00	2,000.00	0.00	1,431.00	0.00
10E000 1500 6400 14 000000	DANCE/POM PON DUES AND FEES	450.00	0.00	0.00	450.00	0.00	450.00	0.00
10E000 1500 6400 15 000000	HS BOYS BASKETBALL DUES/FEE	500.00	0.00	0.00	500.00	0.00	0.00	0.00
10E000 1500 6400 20 000000	JH BOYS BASKETBALL DUES/FEE	100.00	0.00	0.00	100.00	0.00	0.00	0.00
10E000 1500 6400 21 000000	JH BASEBALL DUES/FEES	150.00	0.00	0.00	150.00	0.00	130.00	0.00
10E000 1500 6400 23 000000	JH VOLLEYBALL DUES/FEES	500.00	0.00	0.00	500.00	0.00	490.00	0.00
10E000 1500 6400 25 000000	JH DANCE/POM POM DUES/FEES	400.00	0.00	0.00	400.00	0.00	400.00	0.00
10E000 1500 6400 26 000000	JH BOYS TRACK DUES/FEES	200.00	0.00	0.00	200.00	0.00	200.00	0.00
10E000 1500 6400 27 000000	JH BOYS CROSS COUNTRY DUES/	550.00	0.00	0.00	550.00	0.00	519.00	0.00
10E000 1500 6400 31 000000	HS GIRLS BASKETBALL DUES/FE	400.00	0.00	0.00	400.00	0.00	350.00	0.00
10E000 1500 6400 32 000000	HS GIRLS CROSS COUNTRY DUES	400.00	0.00	0.00	400.00	0.00	357.50	0.00
10E000 1500 6400 33 000000	HS GIRLS TRACK DUES/FEES	1,500.00	0.00	0.00	1,500.00	0.00	1,390.00	0.00
10E000 1500 6400 34 000000	HS GIRLS GOLF DUES/FEES	1,000.00	0.00	0.00	1,000.00	0.00	852.99	0.00
10E000 1500 6400 35 000000	HS GIRLS TENNIS DUES/FEES	150.00	0.00	0.00	150.00	0.00	85.00	0.00
10E000 1500 6400 36 000000	HS GIRLS SOCCER DUES/FEES	650.00	0.00	0.00	650.00	0.00	610.00	0.00
10E000 1500 6400 40 000000	JH GIRLS BASKETBALL DUES/FE	100.00	0.00	0.00	100.00	0.00	71.28	0.00
10E000 1500 6400 41 000000	JH GIRLS TRACK DUES/FEES	0.00	0.00	0.00	0.00	0.00	0.00	0.00
10E000 1500 6400 42 000000	JH GIRLS CROSS COUNTRY DUES	0.00	0.00	0.00	0.00	0.00	0.00	0.00
10E303 1500 6400 13 000000	HS CHEERLEADING DUE/FEES	0.00	0.00	0.00	0.00	0.00	0.00	0.00

Account Number	Account Level Description Account Number	2023-24 Original Budget	August 2023-24 Monthly Activity	2023-24 FYTD Activity	2023-24 Available Funds	Encumbered Amount	2022-23 FY Activity	2023-24 FYTD %
10	EDUCATIONAL FUND							
10E000 1501 1120 00 000000	ADAMS: ATHL: COACHES	65,000.00	2,246.78	4,493.56	60,506.44	0.00	51,556.91	6.91
10E000 1501 2100 00 000000	ADAMS TRS EMPR.	0.00	0.00	0.00	0.00	0.00	0.00	0.00
10E000 1501 2110 00 000000	ADAMS: ATHL: TRS 9%	3,000.00	0.00	0.00	3,000.00	0.00	2,151.81	0.00
10E000 1501 2120 00 000000	ADAMS: ATHL: IMRF	550.00	10.22	20.44	529.56	0.00	235.90	3.72
10E000 1501 2130 00 000000	ADAMS: ATHL: FICA	0.00	0.00	0.00	0.00	0.00	0.00	0.00
10E000 1501 2140 00 000000	ADAMS: ATHL: MEDICARE	0.00	0.00	0.00	0.00	0.00	0.00	0.00
10E000 1501 2170 00 000000	ADAMS: ATHL: TRS .58%	150.00	0.00	0.00	150.00	0.00	138.79	0.00
10E000 1501 2220 00 000000		0.00	0.00	0.00	0.00	0.00	0.00	0.00
10E000 1501 2250 00 000000	ADAMS: ATHL: TRS INS	400.00	0.00	0.00	400.00	0.00	375.36	0.00
10E000 1501 3190 00 000000	ADAMS: ATHL: OFFICIALS	6,500.00	0.00	0.00	6,500.00	0.00	5,969.49	0.00
10E105 1501 3190 45 000000	Adams Girls CC Officials	0.00	0.00	0.00	0.00	0.00	0.00	0.00
10E000 1501 3320 00 000000	ADAMS: ATHL: TRAVEL	0.00	0.00	0.00	0.00	0.00	0.00	0.00
10E000 1501 4100 00 000000	ADAMS: ATHL: SUPPLIES	8,000.00	172.50	172.50	4,114.15	3,713.35	759.31	2.16
10E105 1501 4100 43 000000	Adams Softball General Supp	2,000.00	0.00	0.00	1,850.00	150.00	1,860.00	0.00
10E105 1501 4100 44 000000	Adams Baseball General Supp	2,500.00	0.00	0.00	2,362.00	138.00	2,135.90	0.00
10E105 1501 4100 45 000000	Adams Girls CC General Supp	0.00	15.00	15.00	-15.00	0.00	0.00	0.00
10E105 1501 4100 46 000000	Adams Boys CC General Suppl	1,000.00	517.50	517.50	482.50	0.00	892.50	51.75
10E105 1501 4100 47 000000	Adams Volleyball General Su	1,000.00	1,570.00	1,570.00	-570.00	0.00	635.00	157.00
10E105 1501 4100 48 000000	Adams Boys BBALL General Su	500.00	0.00	0.00	500.00	0.00	101.70	0.00
10E105 1501 4100 49 000000	Adams Girls BBALL General S	1,000.00	0.00	0.00	1,000.00	0.00	587.20	0.00
10E105 1501 4100 50 000000	Adams Boys Track General Su	2,000.00	0.00	0.00	2,000.00	0.00	1,775.00	0.00
10E105 1501 4100 51 000000	Adams Girls Track General S	2,000.00	0.00	0.00	2,000.00	0.00	1,725.00	0.00
10E105 1501 4100 52 000000	Adams Cheer General Supply	5,000.00	0.00	0.00	5,000.00	0.00	4,998.45	0.00
10E105 1501 5400 47 000000	Adams Volleyball Capital Ou	0.00	0.00	0.00	0.00	0.00	3,650.00	0.00
10E000 1501 6400 00 000000	ADAMS: ATHL: DUES/FEES	3,500.00	0.00	0.00	3,500.00	0.00	3,311.68	0.00
10E000 1600 1120 00 000002	JH SUM SCH SALARY: TEACHER	0.00	0.00	0.00	0.00	0.00	0.00	0.00
10E000 1600 1120 00 000003	HS SUM SCH SALARY: TEACH	0.00	0.00	0.00	0.00	0.00	0.00	0.00
10E000 1600 2110 00 000002	JH SUMMER SCHHOL TRS 9%	0.00	0.00	0.00	0.00	0.00	0.00	0.00
10E000 1600 2110 00 000003	HS SUMMER SCHOOL TRS 9%	0.00	0.00	0.00	0.00	0.00	0.00	0.00
10E000 1600 2170 00 000002	JH SUMMER SCHOOL TRS .58%	0.00	0.00	0.00	0.00	0.00	0.00	0.00
10E000 1600 2170 00 000003	HS SUMMER SCHOOL TRS .58%	0.00	0.00	0.00	0.00	0.00	0.00	0.00
10E000 1600 2250 00 000002	JH SUMMER SCHOOL TRS HEALTH	0.00	0.00	0.00	0.00	0.00	0.00	0.00
10E000 1600 2250 00 000003	HS SUMMER SCHOOL TRS HEALTH	0.00	0.00	0.00	0.00	0.00	0.00	0.00
10E941 2110 1120 00 000000	MCKINNEY VENTO GRANT SALARY	8,400.00	0.00	4,200.00	4,200.00	0.00	44,100.00	50.00
10E941 2110 2100 00 000000	MCKINNEY VENTO GRANT FED TR	0.00	0.00	0.00	0.00	0.00	0.00	0.00
10E941 2110 2110 00 000000	MCKINNEY VENTO GRANT TRS	0.00	0.00	0.00	0.00	0.00	5,192.27	0.00
10E941 2110 2170 00 000000	MCKINNEY VENTO GRANT TRS .5	0.00	0.00	0.00	0.00	0.00	334.99	0.00
10E941 2110 2220 00 000000		1,340.00	0.00	670.08	669.92	0.00	7,746.70	50.01

Account Number	Account Level Description Account Number	2023-24 Original Budget	August 2023-24 Monthly Activity	2023-24 FYTD Activity	2023-24 Available Funds	Encumbered Amount	2022-23 FY Activity	2023-24 FYTD %
10	EDUCATIONAL FUND							
10E941 2110 2250 00 000000	MCKINNEY VENTO GRANT TRS TH	0.00	0.00	0.00	0.00	0.00	905.76	0.00
10E105 2122 1120 00 000000	ADAMS PUPIL SERV SALARY	76,765.00	6,221.66	12,443.32	64,321.68	0.00	74,307.44	16.21
10E107 2122 1120 00 000000	JEFFERSON PUPIL SERV SALARY	0.00	0.00	0.00	0.00	0.00	0.00	0.00
10E108 2122 1120 00 000000	LINCOLN PUP SERV SALARY	71,440.00	5,788.34	11,576.68	59,863.32	0.00	69,115.92	16.20
10E109 2122 1120 00 000000	LONGFELLOW PUPIL SERV SALAR	0.00	0.00	0.00	0.00	0.00	0.00	0.00
10E110 2122 1120 00 000000	WASHINGTON PUPIL SERV SALAR	0.00	0.00	0.00	0.00	0.00	0.00	0.00
10E204 2122 1120 00 000000	JH PUPIL SERV SALARY	132,840.00	10,673.34	21,346.68	111,493.32	0.00	127,028.40	16.07
10E303 2122 1120 00 000000	HS PUPIL SERV SALARY	405,000.00	33,454.42	62,708.84	342,291.16	0.00	349,113.30	15.48
10E902 2122 1120 30 000000	TITLE I SALARY	92,300.00	0.00	0.00	92,300.00	0.00	0.00	0.00
10E902 2122 1120 30 105000	ADAMS TITLE I SALARY	0.00	0.00	0.00	0.00	0.00	1,221.08	0.00
10E902 2122 1120 30 107000	JEFFERSON TITLE I SALARY	0.00	0.00	0.00	0.00	0.00	1,221.08	0.00
10E902 2122 1120 30 108000	LINCOLN TITLE I SALARY	0.00	0.00	0.00	0.00	0.00	1,221.08	0.00
10E902 2122 1120 30 109000	LONGFELLOW TITLE I SALARY	0.00	0.00	0.00	0.00	0.00	19,307.72	0.00
10E902 2122 1120 30 110000	WASHINGTON TITLE I SALARY	0.00	0.00	0.00	0.00	0.00	1,221.08	0.00
10E930 2122 1120 00 107000	TITLE I PUPIL SALARY	0.00	4,716.66	9,433.32	-9,433.32	0.00	56,616.60	0.00
10E930 2122 1120 00 109000	TITLE I PUPIL SALARY	0.00	4,648.34	9,296.68	-9,296.68	0.00	46,483.40	0.00
10E930 2122 1120 00 110000	TITLE I PUPIL SALARY	0.00	2,100.00	4,200.00	-4,200.00	0.00	11,550.00	0.00
10E930 2122 1120 30 000000	TITLE I:PUPIL SERV. SAL	22,930.00	0.00	0.00	22,930.00	0.00	0.00	0.00
10E105 2122 1130 00 000000	ADAMS PUPIL SERV INCREMENT	5,000.00	410.84	821.68	4,178.32	0.00	4,903.80	16.43
10E204 2122 1130 00 000000	JH PUPIL SERV INCREMENT	4,850.00	398.34	796.68	4,053.32	0.00	4,753.80	16.43
10E303 2122 1130 00 000000	HS PUPIL SERV INCREMENT	30,000.00	2,307.90	4,615.80	25,384.20	0.00	27,591.56	15.39
10E107 2122 1200 00 000000	JEFFERSON SUB FOR 2122	0.00	0.00	0.00	0.00	0.00	0.00	0.00
10E108 2122 1200 00 000000	LINCOLN SUB FOR 2122	0.00	0.00	0.00	0.00	0.00	270.00	0.00
10E110 2122 1200 00 000000	WASHINGTON SUB FOR 2122	0.00	0.00	0.00	0.00	0.00	0.00	0.00
10E204 2122 1200 00 000000	MJHS SUB FOR 2122	0.00	0.00	0.00	0.00	0.00	0.00	0.00
10E902 2122 1200 30 105000		0.00	0.00	0.00	0.00	0.00	0.00	0.00
10E902 2122 1200 30 107000	JE TITLE I PUPIL SERV	0.00	0.00	0.00	0.00	0.00	0.00	0.00
10E902 2122 1200 30 108000		0.00	0.00	0.00	0.00	0.00	0.00	0.00
10E902 2122 1200 30 109000	LO TITLE I PUPIL SERV	0.00	0.00	0.00	0.00	0.00	0.00	0.00
10E902 2122 1200 30 110000		0.00	0.00	0.00	0.00	0.00	0.00	0.00
10E930 2122 1200 00 109000		0.00	0.00	0.00	0.00	0.00	0.00	0.00
10E930 2122 1200 00 110000		0.00	0.00	0.00	0.00	0.00	0.00	0.00
10E105 2122 2100 00 000000	ADAMS TRS-R	0.00	0.00	0.00	0.00	0.00	0.00	0.00
10E107 2122 2100 00 000000	JEFFERSON TRS-R	0.00	0.00	0.00	0.00	0.00	0.00	0.00
10E108 2122 2100 00 000000	LINCOLN TRS-R	0.00	0.00	0.00	0.00	0.00	0.00	0.00
10E109 2122 2100 00 000000	LONGFELLOW TRS-R	0.00	0.00	0.00	0.00	0.00	0.00	0.00
10E110 2122 2100 00 000000	WASHINGTON TRS-R	0.00	0.00	0.00	0.00	0.00	0.00	0.00
10E204 2122 2100 00 000000	JH TRS-R	0.00	0.00	0.00	0.00	0.00	0.00	0.00

Account Number	Account Level Description Account Number	2023-24 Original Budget	August 2023-24 Monthly Activity	2023-24 FYTD Activity	2023-24 Available Funds	Encumbered Amount	2022-23 FY Activity	2023-24 FYTD %
10	EDUCATIONAL FUND							
10E303 2122 2100 00 000000	HS TRS-R	0.00	0.00	0.00	0.00	0.00	0.00	0.00
10E902 2122 2100 30 000000	TITLE I FEDERAL TRS	10,800.00	0.00	0.00	10,800.00	0.00	0.00	0.00
10E902 2122 2100 30 105000	AD TITLE I PUPIL SERV FED T	0.00	0.00	0.00	0.00	0.00	0.00	0.00
10E902 2122 2100 30 107000	JE TITLE I PUPIL SERV FED T	0.00	0.00	0.00	0.00	0.00	0.00	0.00
10E902 2122 2100 30 108000		0.00	0.00	0.00	0.00	0.00	0.00	0.00
10E902 2122 2100 30 109000	LO TITLE I PUPIL SERV FED T	0.00	0.00	0.00	0.00	0.00	0.00	0.00
10E902 2122 2100 30 110000		0.00	0.00	0.00	0.00	0.00	0.00	0.00
10E930 2122 2100 00 107000	JE TITLE I PUPIL SERV FED T	0.00	0.00	0.00	0.00	0.00	7,613.98	0.00
10E930 2122 2100 00 109000	LO TITIE I PUPIL SERV FED T	0.00	0.00	0.00	0.00	0.00	6,430.07	0.00
10E930 2122 2100 00 110000	WA TITILE I PUPIL SERV FED	0.00	0.00	0.00	0.00	0.00	1,815.60	0.00
10E930 2122 2100 30 000000	TITLE I:PUPIL SER TRS 10	0.00	0.00	0.00	0.00	0.00	0.00	0.00
10E105 2122 2110 00 000000	ADAMS PUPIL SERV TRS	8,087.00	0.00	0.00	8,087.00	0.00	7,871.52	0.00
10E107 2122 2110 00 000000	JEFFERSON PUPIL SERV TRS	0.00	0.00	0.00	0.00	0.00	0.00	0.00
10E108 2122 2110 00 000000	LINCOLN PUPIL SERV TRS	7,066.00	0.00	0.00	7,066.00	0.00	6,869.74	0.00
10E109 2122 2110 00 000000	LONGFELLOW PUPIL SERV TRS	0.00	0.00	0.00	0.00	0.00	0.00	0.00
10E110 2122 2110 00 000000	WASHINGTON PUPIL SERV TRS	0.00	0.00	0.00	0.00	0.00	0.00	0.00
10E204 2122 2110 00 000000	JH PUPIL SERV TRS	13,620.00	0.00	0.00	13,620.00	0.00	13,140.00	0.00
10E303 2122 2110 00 000000	HS PUPIL SERV TRS 9%	43,100.00	0.00	0.00	43,100.00	0.00	37,432.92	0.00
10E902 2122 2110 30 000000	TITLE I 9% TRS	9,130.00	0.00	0.00	9,130.00	0.00	0.00	0.00
10E902 2122 2110 30 105000	AD TITLE I PUPIL SERV TRS	0.00	0.00	0.00	0.00	0.00	0.00	0.00
10E902 2122 2110 30 107000	JE TITLE I PUPIL SERV TRS	0.00	0.00	0.00	0.00	0.00	0.00	0.00
10E902 2122 2110 30 108000		0.00	0.00	0.00	0.00	0.00	0.00	0.00
10E902 2122 2110 30 109000	LO TITLE I PUPIL SERV TRS	0.00	0.00	0.00	0.00	0.00	0.00	0.00
10E902 2122 2110 30 110000		0.00	0.00	0.00	0.00	0.00	0.00	0.00
10E930 2122 2110 00 107000	JE TITILE I PUPIL SERV TRS	0.00	0.00	0.00	0.00	0.00	6,532.42	0.00
10E930 2122 2110 00 109000	LO TITLE I PUPIL SERV TRS	0.00	0.00	0.00	0.00	0.00	5,516.66	0.00
10E930 2122 2110 00 110000	WA TITLE I PUPIL SERV TRS	0.00	0.00	0.00	0.00	0.00	1,557.73	0.00
10E930 2122 2110 30 000000	TITLE I:PUPIL TRS 9.8901	0.00	0.00	0.00	0.00	0.00	0.00	0.00
10E105 2122 2170 00 000000	ADAMS PUPIL SERV TRS .58	522.00	0.00	0.00	522.00	0.00	507.83	0.00
10E107 2122 2170 00 000000	JEFFERSON PUP SERV TRS .58	0.00	0.00	0.00	0.00	0.00	0.00	0.00
10E108 2122 2170 00 000000	LINCOLN PUPIL SERV TRS	456.00	0.00	0.00	456.00	0.00	444.61	0.00
10E109 2122 2170 00 000000	LONGFELLOW PUPIL SERV TRS .	0.00	0.00	0.00	0.00	0.00	0.00	0.00
10E110 2122 2170 00 000000	WASHINGTON PUPIL SERV TRS .	0.00	0.00	0.00	0.00	0.00	0.00	0.00
10E204 2122 2170 00 000000	JH PUPIL SERV TRS .58%	878.00	0.00	0.00	878.00	0.00	847.68	0.00
10E303 2122 2170 00 000000	HS PUPIL SERV TRS .58	2,800.00	0.00	0.00	2,800.00	0.00	2,414.70	0.00
10E902 2122 2170 30 000000	TITLE I .58% TRS	590.00	0.00	0.00	590.00	0.00	0.00	0.00
10E902 2122 2170 30 105000	AD TITLE I PUPIL SERV TRS .	0.00	0.00	0.00	0.00	0.00	0.00	0.00
10E902 2122 2170 30 107000	JE TITLE I PUPIL SERV TRS .	0.00	0.00	0.00	0.00	0.00	0.00	0.00

Account Number	Account Level Description Account Number	2023-24 Original Budget	August 2023-24 Monthly Activity	2023-24 FYTD Activity	2023-24 Available Funds	Encumbered Amount	2022-23 FY Activity	2023-24 FYTD %
10	EDUCATIONAL FUND							
10E902 2122 2170 30 108000		0.00	0.00	0.00	0.00	0.00	0.00	0.00
10E902 2122 2170 30 109000	LO TITLE I PUPIL SERV TRS .	0.00	0.00	0.00	0.00	0.00	0.00	0.00
10E902 2122 2170 30 110000		0.00	0.00	0.00	0.00	0.00	0.00	0.00
10E930 2122 2170 00 107000	JE TITLE I PUPIL SERV TRS .	0.00	0.00	0.00	0.00	0.00	421.48	0.00
10E930 2122 2170 00 109000	LO TITLE I PUPIL SERV TRS .	0.00	0.00	0.00	0.00	0.00	355.90	0.00
10E930 2122 2170 00 110000	WA TITLE I PUPIL SERV TRS .	0.00	0.00	0.00	0.00	0.00	100.50	0.00
10E930 2122 2170 30 000000	TITLE I:PUPIL SER TRS.58	0.00	0.00	0.00	0.00	0.00	0.00	0.00
10E105 2122 2220 00 000000	ADAMS PUPIL SERV HEALTH INS	16,860.00	1,405.40	2,743.88	14,116.12	0.00	15,940.06	16.27
10E107 2122 2220 00 000000	JEFFERSON PUP SERV HEALTH I	0.00	0.00	0.00	0.00	0.00	0.00	0.00
10E108 2122 2220 00 000000	LINCOLN PUPIL SERV HEALTH I	24,000.00	1,992.96	3,891.02	20,108.98	0.00	22,604.16	16.21
10E109 2122 2220 00 000000	LONGFELLOW PUPIL SERV HEALT	0.00	0.00	0.00	0.00	0.00	0.00	0.00
10E110 2122 2220 00 000000	WASHINGTON PUPIL SERV HEALT	0.00	0.00	0.00	0.00	0.00	0.00	0.00
10E204 2122 2220 00 000000	JH PUPIL SERV HEALTH INS	47,850.00	3,985.92	7,782.04	40,067.96	0.00	45,208.32	16.26
10E303 2122 2220 00 000000	HS PUPIL SERV HEALTH INSURA	99,000.00	8,244.47	15,441.09	83,558.91	0.00	85,705.14	15.60
10E902 2122 2220 30 000000	TITLE I HEALTH INSURANCE	7,700.00	0.00	0.00	7,700.00	0.00	0.00	0.00
10E902 2122 2220 30 105000	AD TITLE I HEALTH INS	0.00	0.00	0.00	0.00	0.00	223.72	0.00
10E902 2122 2220 30 107000	JE TITLE I HEALTH INS	1,484.00	0.00	0.00	1,484.00	0.00	223.72	0.00
10E902 2122 2220 30 108000		0.00	0.00	0.00	0.00	0.00	223.72	0.00
10E902 2122 2220 30 109000	LO TITLE I HEALTH INS	0.00	0.00	0.00	0.00	0.00	1,605.00	0.00
10E902 2122 2220 30 110000		0.00	0.00	0.00	0.00	0.00	223.72	0.00
10E930 2122 2220 00 107000	JE TITLE I HEALTH INS	0.00	759.72	1,483.26	-1,483.26	0.00	7,235.40	0.00
10E930 2122 2220 30 000000	TITLE I:PUPIL SERV. INS	0.00	0.00	0.00	0.00	0.00	0.00	0.00
10E105 2122 2250 00 000000	ADAMS PUPIL SERV TRS INS	1,411.00	0.00	0.00	1,411.00	0.00	1,373.26	0.00
10E107 2122 2250 00 000000	JEFFERSON PUPIL SERV TRS IN	0.00	0.00	0.00	0.00	0.00	0.00	0.00
10E108 2122 2250 00 000000	LINCOLN PUPIL SERV TRS INS	1,233.00	0.00	0.00	1,233.00	0.00	1,200.14	0.00
10E109 2122 2250 00 000000	LONGFELLOW PUPIL SERV TRS I	0.00	0.00	0.00	0.00	0.00	0.00	0.00
10E110 2122 2250 00 000000	WASHINGTON PUPIL SERV TRS I	0.00	0.00	0.00	0.00	0.00	0.00	0.00
10E204 2122 2250 00 000000	JH PUPIL SERV TRS INS	2,400.00	0.00	0.00	2,400.00	0.00	2,292.24	0.00
10E303 2122 2250 00 000000	HS PUPIL SERV TRS HEALTH IN	7,510.00	0.00	0.00	7,510.00	0.00	6,530.09	0.00
10E902 2122 2250 30 000000	TITLE I TRS HEALTH	1,600.00	0.00	0.00	1,600.00	0.00	0.00	0.00
10E902 2122 2250 30 105000	AD TITLE I TRS HEALTH	0.00	0.00	0.00	0.00	0.00	0.00	0.00
10E902 2122 2250 30 107000	JE TITLE I TRS HEALTH	0.00	0.00	0.00	0.00	0.00	0.00	0.00
10E902 2122 2250 30 108000		0.00	0.00	0.00	0.00	0.00	0.00	0.00
10E902 2122 2250 30 109000	LO TITLE I TRS HEALTH	0.00	0.00	0.00	0.00	0.00	0.00	0.00
10E902 2122 2250 30 110000		0.00	0.00	0.00	0.00	0.00	0.00	0.00
10E930 2122 2250 00 107000	JE TITLE I TRS HEALTH	0.00	0.00	0.00	0.00	0.00	1,139.63	0.00
10E930 2122 2250 00 109000	LO TITLE I TRS HEALTH	0.00	0.00	0.00	0.00	0.00	962.39	0.00
10E930 2122 2250 00 110000	WA TITLE I TRS HEALTH	0.00	0.00	0.00	0.00	0.00	271.78	0.00

Account Number	Account Level Description Account Number	2023-24 Original Budget	August 2023-24 Monthly Activity	2023-24 FYTD Activity	2023-24 Available Funds	Encumbered Amount	2022-23 FY Activity	2023-24 FYTD %
10	EDUCATIONAL FUND							
10E930 2122 2250 30 000000	TITLE I:PUR SERV .5% IN	0.00	0.00	0.00	0.00	0.00	0.00	0.00
10E105 2122 3320 00 000000	ADAMS PUPIL SERV TRAVEL	0.00	0.00	0.00	0.00	0.00	0.00	0.00
10E107 2122 3320 00 000000	JEFFERSON PUPIL SERV TRAVEL	0.00	0.00	0.00	0.00	0.00	0.00	0.00
10E108 2122 3320 00 000000	LINCOLN PUPIL SERV TRAVEL	0.00	0.00	0.00	0.00	0.00	0.00	0.00
10E109 2122 3320 00 000000	LONGFELLOW PUPIL SERV TRAVE	0.00	0.00	0.00	0.00	0.00	0.00	0.00
10E110 2122 3320 00 000000	WASHINGTON PUPIL SERV TRAVE	0.00	0.00	0.00	0.00	0.00	0.00	0.00
10E204 2122 3320 00 000000	JH PUPIL SERV TRAVEL	0.00	0.00	0.00	0.00	0.00	0.00	0.00
10E303 2122 3320 00 000000	HS PUPIL SERV TRAVEL	0.00	0.00	0.00	0.00	0.00	0.00	0.00
10E105 2122 4100 00 000000	ADAMS PUPIL SERV SUPPLIES	0.00	0.00	0.00	0.00	0.00	0.00	0.00
10E107 2122 4100 00 000000	JEFFERSON PUP SERV SUPPLIES	0.00	0.00	0.00	0.00	0.00	0.00	0.00
10E108 2122 4100 00 000000	LINCOLN PUPIL SERV SUPPLIES	0.00	0.00	0.00	0.00	0.00	0.00	0.00
10E109 2122 4100 00 000000	LONGFELLOW PUPIL SERV SUPPL	0.00	0.00	0.00	0.00	0.00	0.00	0.00
10E110 2122 4100 00 000000	WASHINGTON PUPIL SERV SUPPL	0.00	0.00	0.00	0.00	0.00	0.00	0.00
10E204 2122 4100 00 000000	JH PUPIL SERV SUPPLIES	0.00	0.00	0.00	0.00	0.00	0.00	0.00
10E303 2122 4100 00 000000	HS PUPIL SERV SUPPLIES	0.00	0.00	0.00	0.00	0.00	0.00	0.00
10E940 2130 4100 30 000000	ESSER SUPPLIES	0.00	0.00	0.00	0.00	0.00	0.00	0.00
10E000 2134 1150 00 000000	HEALTH SERV: SALARY	63,000.00	4,502.26	9,004.52	53,995.48	0.00	55,022.60	14.29
10E105 2134 1150 00 000000	ADAMS HEALTH SERV SALARY	32,000.00	2,660.33	4,939.01	27,060.99	0.00	27,474.98	15.43
10E107 2134 1150 00 000000	JEFFERSON HEALTH SERV SALAR	30,000.00	2,461.65	4,606.35	25,393.65	0.00	25,820.35	15.35
10E108 2134 1150 00 000000	LINCOLN HEALTH SERV SALARY	32,000.00	2,649.58	4,978.00	27,022.00	0.00	28,073.08	15.56
10E109 2134 1150 00 000000	LONGFELLOW HEALTH SERV SALA	25,500.00	2,012.84	4,025.68	21,474.32	0.00	24,248.53	15.79
10E110 2134 1150 00 000000	WASHINGTON HEALTH SERV SALA	39,000.00	3,243.36	6,069.12	32,930.88	0.00	34,344.28	15.56
10E204 2134 1150 00 000000	JH HEALTH SALARY	20,000.00	1,614.84	3,069.20	16,930.80	0.00	17,564.60	15.35
10E303 2134 1150 00 000000	HS HEALTH SERV SALARY	25,500.00	2,012.84	4,025.68	21,474.32	0.00	24,129.55	15.79
10E960 2134 1150 30 000000	ESSER II HEALTH SERV SALARY	0.00	0.00	0.00	0.00	0.00	2,975.00	0.00
10E965 2134 1150 30 000000	ESSER III HEALTH SERVICE SA	9,463.00	4,069.62	7,724.46	1,738.54	0.00	42,626.21	81.63
10E000 2134 1200 00 000000	HEALTH SERV SUB	0.00	0.00	0.00	0.00	0.00	0.00	0.00
10E204 2134 1200 00 000000		100.00	0.00	0.00	100.00	0.00	55.00	0.00
10E105 2134 1250 00 000000	ADAMS HEALTH SERV SUB SALAR	1,000.00	0.00	0.00	1,000.00	0.00	0.00	0.00
10E107 2134 1250 00 000000	JEFFERSON HEALTH SERV SUB S	1,500.00	0.00	0.00	1,500.00	0.00	95.00	0.00
10E108 2134 1250 00 000000	LINCOLN HEALTH SERV SUB	1,000.00	0.00	0.00	1,000.00	0.00	0.00	0.00
10E109 2134 1250 00 000000	LONGFELLOW HEALTH SERV SUB	1,000.00	0.00	0.00	1,000.00	0.00	0.00	0.00
10E110 2134 1250 00 000000	WASHINGTON HEALTH SERV SUB	1,000.00	0.00	0.00	1,000.00	0.00	380.00	0.00
10E204 2134 1250 00 000000	JH HEALTH SERV SUB	1,000.00	0.00	0.00	1,000.00	0.00	470.00	0.00
10E303 2134 1250 00 000000	HS HEALT SERV SUB SALARY	1,000.00	0.00	0.00	1,000.00	0.00	0.00	0.00
10E000 2134 2110 00 000000	HEALTH SERV: TRS 9%	1,000.00	0.00	0.00	1,000.00	0.00	0.00	0.00
10E000 2134 2120 00 000000	HEALTH: IMRF	3,100.00	212.14	424.28	2,675.72	0.00	2,592.60	13.69
10E105 2134 2120 00 000000	ADAMS HEALTH SERV IMRF	1,400.00	125.36	232.74	1,167.26	0.00	1,294.69	16.62

Account Number	Account Level Description Account Number	2023-24 Original Budget	August 2023-24 Monthly Activity	2023-24 FYTD Activity	2023-24 Available Funds	Encumbered Amount	2022-23 FY Activity	2023-24 FYTD %
10	EDUCATIONAL FUND							
10E107 2134 2120 00 000000	JEFFERSON HEALTH SERV IMRF	1,350.00	115.99	217.05	1,132.95	0.00	1,216.68	16.08
10E108 2134 2120 00 000000	LINCOLN HEALTH SERV IMRF	1,450.00	124.85	234.57	1,215.43	0.00	1,322.86	16.18
10E109 2134 2120 00 000000	LONGFELLOW HEALTH SERV IMRF	1,275.00	94.84	189.68	1,085.32	0.00	1,142.54	14.88
10E110 2134 2120 00 000000	WASHINGTON HEALTH SERV IMRF	1,800.00	152.82	285.96	1,514.04	0.00	1,618.22	15.89
10E204 2134 2120 00 000000	JH HEALTH IMRF	1,000.00	76.09	144.61	855.39	0.00	827.56	14.46
10E303 2134 2120 00 000000	HS HEALTH SERV IMRF	1,275.00	94.84	189.68	1,085.32	0.00	1,136.93	14.88
10E960 2134 2120 30 000000		0.00	0.00	0.00	0.00	0.00	140.18	0.00
10E965 2134 2120 30 000000		1,000.00	191.75	363.95	636.05	0.00	2,008.41	36.40
10E000 2134 2170 00 000000	HEALTH SERV: TRS .58%	0.00	0.00	0.00	0.00	0.00	0.00	0.00
10E204 2134 2170 00 000000		100.00	0.00	0.00	100.00	0.00	0.32	0.00
10E000 2134 2220 00 000000	HEALTH SERV: INSUR	16,900.00	1,405.40	2,743.88	14,156.12	0.00	15,940.06	16.24
10E105 2134 2220 00 000000	ADAMS HEALTH SERV HEALTH IN	0.00	0.00	0.00	0.00	0.00	0.00	0.00
10E107 2134 2220 00 000000	JEFFERSON HEALTH SERV HEALT	0.00	0.00	0.00	0.00	0.00	0.00	0.00
10E108 2134 2220 00 000000	LINCOLN HEALTH SERV HEALTH	9,200.00	759.72	1,483.26	7,716.74	0.00	8,616.70	16.12
10E109 2134 2220 00 000000	LONGFELLOW HEALTH SERV HEAL	0.00	0.00	0.00	0.00	0.00	0.00	0.00
10E110 2134 2220 00 000000	WASHINGTON HEALTH SERV HEAL	9,200.00	759.72	1,483.26	7,716.74	0.00	7,958.94	16.12
10E204 2134 2220 00 000000	JH HEALTH SERV HEALTH INS	9,200.00	759.72	1,483.26	7,716.74	0.00	7,235.40	16.12
10E303 2134 2220 00 000000	HS HEALTH SERV HEALTH INSUR	9,200.00	759.72	1,483.26	7,716.74	0.00	6,150.09	16.12
10E965 2134 2220 30 000000		9,600.00	803.58	1,558.36	8,041.64	0.00	8,302.58	16.23
10E000 2134 2250 00 000000	HEALTH SERV: TRS .5%	0.00	0.00	0.00	0.00	0.00	0.00	0.00
10E204 2134 2250 00 000000		100.00	0.00	0.00	100.00	0.00	0.36	0.00
10E000 2134 3190 00 000000	HEALTH SERVICE: PURCHASED S	1,500.00	514.76	514.76	985.24	0.00	1,257.00	34.32
10E105 2134 3190 00 000000	ADAMS HEALTH SERV PURCH SER	0.00	0.00	0.00	0.00	0.00	0.00	0.00
10E107 2134 3190 00 000000	JEFFERSON HEALT SERV PURCHA	0.00	0.00	0.00	0.00	0.00	0.00	0.00
10E108 2134 3190 00 000000	LINCOLN HEALTH SERV PURCH S	0.00	0.00	0.00	0.00	0.00	0.00	0.00
10E109 2134 3190 00 000000	LONGFELLOW HEALTH SERV PURC	0.00	0.00	0.00	0.00	0.00	0.00	0.00
10E110 2134 3190 00 000000	WASHINGTON HEALTH SERV PURC	0.00	0.00	0.00	0.00	0.00	0.00	0.00
10E204 2134 3190 00 000000	JH HEALTH SERV PURCHASED SE	0.00	0.00	0.00	0.00	0.00	0.00	0.00
10E303 2134 3190 00 000000	HS HEALTH SERV PURCHASED SE	0.00	0.00	0.00	0.00	0.00	0.00	0.00
10E000 2134 3320 00 000000	HEALTH SERV: TRAVEL	400.00	0.00	0.00	400.00	0.00	0.00	0.00
10E105 2134 3320 00 000000	ADAMS HEALTH SERV TRAVEL	100.00	0.00	0.00	100.00	0.00	54.40	0.00
10E107 2134 3320 00 000000	JEFFERSON HEALTH SERV TRAVE	100.00	0.00	0.00	100.00	0.00	0.00	0.00
10E108 2134 3320 00 000000	LINCOLN HEALTH SERV TRAVEL	100.00	0.00	0.00	100.00	0.00	0.00	0.00
10E109 2134 3320 00 000000	LONGFELLOW HEALTH SERV TRAV	100.00	0.00	0.00	100.00	0.00	0.00	0.00
10E110 2134 3320 00 000000	WASHINGTON HEALTH SERV TRAV	100.00	0.00	0.00	100.00	0.00	60.00	0.00
10E204 2134 3320 00 000000	JH HEALTH SERV TRAVEL	100.00	0.00	0.00	100.00	0.00	0.00	0.00
10E303 2134 3320 00 000000	HS HEALTH SERV TRAVEL	100.00	0.00	0.00	100.00	0.00	0.00	0.00
10E000 2134 4100 00 000000	HEALTH SERV: SUPPLIES	4,000.00	0.00	0.00	2,652.56	1,347.44	2,897.87	0.00

Account Number	Account Level Description Account Number	2023-24 Original Budget	August 2023-24 Monthly Activity	2023-24 FYTD Activity	2023-24 Available Funds	Encumbered Amount	2022-23 FY Activity	2023-24 FYTD %
10	EDUCATIONAL FUND							
10E105 2134 4100 00 000000	ADAMS HEALTH SERV SUPPLIES	2,000.00	0.00	-305.78	1,698.40	607.38	2,061.64	-15.29
10E107 2134 4100 00 000000	JEFFERSON HEALTH SERV SUPPL	2,000.00	338.87	338.87	732.00	929.13	1,076.58	16.94
10E108 2134 4100 00 000000	LINCOLN HEALTH SERV SUPPLIE	2,000.00	0.00	501.58	1,361.94	136.48	956.47	25.08
10E109 2134 4100 00 000000	LONGFELLOW HEALTH SERV SUPP	800.00	0.00	0.00	484.77	315.23	337.44	0.00
10E110 2134 4100 00 000000	WASHINGTON HEALTH SERV SUPP	1,000.00	154.04	154.04	845.96	0.00	852.52	15.40
10E204 2134 4100 00 000000	JH HEALTH SERV SUPPLIES	1,000.00	0.00	0.00	580.55	419.45	817.97	0.00
10E303 2134 4100 00 000000	HS HEALTH SERV SUPPLIES	2,000.00	861.90	861.90	60.40	1,077.70	1,195.12	43.10
10E941 2134 4100 00 000000	MCV GRANT SUPPLIES	0.00	0.00	0.00	0.00	0.00	787.50	0.00
10E960 2134 4100 30 000000	ESSER II HEALTH SERV SUPPLI	0.00	0.00	0.00	0.00	0.00	0.00	0.00
10E000 2134 5400 00 000000	HEALTH SERV: EQUIP	0.00	0.00	0.00	0.00	0.00	0.00	0.00
10E105 2134 5400 00 000000	ADAMS HEALTH SERV EQUIPMENT	0.00	0.00	0.00	0.00	0.00	0.00	0.00
10E107 2134 5400 00 000000	JEFFERSON HEALTH SERV EQUIP	0.00	0.00	0.00	0.00	0.00	0.00	0.00
10E108 2134 5400 00 000000	LINCOLN HEALTH SERV EQUIPME	0.00	0.00	0.00	0.00	0.00	0.00	0.00
10E109 2134 5400 00 000000	LONGFELLOW HEALTH SERV EQUI	0.00	0.00	0.00	0.00	0.00	0.00	0.00
10E110 2134 5400 00 000000	WASHINGTON HEALTH SERV EQUI	0.00	0.00	0.00	0.00	0.00	0.00	0.00
10E204 2134 5400 00 000000	JH HEALTH SERV CAPITAL OUTL	0.00	0.00	0.00	0.00	0.00	0.00	0.00
10E303 2134 5400 00 000000	HS HEALTH SERV CAPITAL OUTL	0.00	0.00	0.00	0.00	0.00	0.00	0.00
10E000 2190 1190 00 000000	NOON WORKERS/ CROSSING GUAR	0.00	0.00	0.00	0.00	0.00	0.00	0.00
10E105 2190 1190 00 000000	ADAMS SUPPORT STAFF SALARY	14,000.00	460.35	460.35	13,539.65	0.00	12,017.13	3.29
10E107 2190 1190 00 000000	JEFFERSON SUPPORT STAFF SAL	51,000.00	2,873.98	2,873.98	48,126.02	0.00	38,866.86	5.64
10E108 2190 1190 00 000000	LINCOLN SUPPORT STAFF SALAR	88,000.00	3,218.76	3,218.76	84,781.24	0.00	61,161.65	3.66
10E109 2190 1190 00 000000	LONGFELLOW SUPPORT STAFF SA	45,000.00	1,469.31	1,469.31	43,530.69	0.00	29,643.52	3.27
10E110 2190 1190 00 000000	WASHINGTON SUPPORT STAFF SA	104,000.00	4,673.73	4,673.73	99,326.27	0.00	85,971.37	4.49
10E204 2190 1190 00 000000	JH SUPPORT STAFF	54,000.00	2,537.92	2,537.92	51,462.08	0.00	24,543.54	4.70
10E303 2190 1190 00 000000	HS SUPPORT STAFF SALARY	130,000.00	4,840.46	4,840.46	125,159.54	0.00	103,787.42	3.72
10E105 2190 2120 00 000000	ADAMS SUPPORT STAFF IMRF	500.00	0.00	0.00	500.00	0.00	193.52	0.00
10E107 2190 2120 00 000000	JEFFERSON SUPPORT STAFF IMR	500.00	19.24	19.24	480.76	0.00	286.90	3.85
10E108 2190 2120 00 000000	LINCOLN SUPPORT STAFF IMRF	500.00	53.53	53.53	446.47	0.00	413.54	10.71
10E109 2190 2120 00 000000	LONGFELLOW SUPPORT STAFF IM	500.00	15.05	15.05	484.95	0.00	264.93	3.01
10E110 2190 2120 00 000000	WASHINGTON SUPPORT STAFF IM	2,700.00	179.29	179.29	2,520.71	0.00	2,557.51	6.64
10E204 2190 2120 00 000000	JH SUPPORT STAFF IMRF	1,000.00	119.58	119.58	880.42	0.00	633.80	11.96
10E303 2190 2120 00 000000	HS SUPPORT STAFF IMRF	5,000.00	228.09	228.09	4,771.91	0.00	4,870.82	4.56
10E105 2190 2220 00 000000	ADAMS SUPPORT STAFF HEALTH	0.00	0.00	0.00	0.00	0.00	0.00	0.00
10E107 2190 2220 00 000000	JEFFERSON SUPPORT STAFF HEA	0.00	0.00	0.00	0.00	0.00	0.00	0.00
10E108 2190 2220 00 000000	LINCOLN SUPPORT STAFF HEALT	0.00	0.00	0.00	0.00	0.00	0.00	0.00
10E109 2190 2220 00 000000	LONGFELLOW SUPPORT STAFF HE	0.00	0.00	0.00	0.00	0.00	0.00	0.00
10E110 2190 2220 00 000000	WASHINGTON SUPPORT STAFF HE	7,600.00	379.86	379.86	7,220.14	0.00	7,235.40	5.00
10E204 2190 2220 00 000000	JH SUPPORT STAFF HEALTH INS	0.00	0.00	0.00	0.00	0.00	0.00	0.00

Account Number	Account Level Description Account Number	2023-24 Original Budget	August 2023-24 Monthly Activity	2023-24 FYTD Activity	2023-24 Available Funds	Encumbered Amount	2022-23 FY Activity	2023-24 FYTD %
10	EDUCATIONAL FUND							
10E303 2190 2220 00 000000	HS Support Staff Health	0.00	0.00	0.00	0.00	0.00	0.00	0.00
10E303 2190 4100 00 000000	HS DIPLOMA/PROGRAM	15,000.00	0.00	0.00	15,000.00	0.00	14,061.92	0.00
10E000 2210 1110 00 000000	IMP INST: SALARY,DIR CUR	92,250.00	8,968.75	19,218.75	73,031.25	0.00	95,852.80	20.83
10E902 2210 1110 30 000000	Title I: Imp Inst Dir	101,667.00	1,281.25	1,281.25	100,385.75	0.00	0.00	1.26
10E902 2210 1110 30 105000	ADAMS TITLE I IMP INST DIR	0.00	0.00	0.00	0.00	0.00	3,745.16	0.00
10E902 2210 1110 30 107000	JEFFERSON TITLE I IMP INST	0.00	0.00	0.00	0.00	0.00	3,745.16	0.00
10E902 2210 1110 30 108000	LINCOLN TITLE I IMP INST DI	0.00	0.00	0.00	0.00	0.00	3,745.16	0.00
10E902 2210 1110 30 109000	LONG TITLE I IMP INST DIR	0.00	0.00	0.00	0.00	0.00	3,745.16	0.00
10E902 2210 1110 30 110000	WASHINGTO TITLE I IMP INST	0.00	0.00	0.00	0.00	0.00	3,745.20	0.00
10E930 2210 1110 00 105000	AD TITLE I IMP INST	0.00	0.00	0.00	0.00	0.00	0.00	0.00
10E930 2210 1110 00 107000	JE TITLE I IMP INST	0.00	0.00	0.00	0.00	0.00	0.00	0.00
10E930 2210 1110 00 108000	LI TITLE I IMP INST	0.00	0.00	0.00	0.00	0.00	0.00	0.00
10E930 2210 1110 00 109000	LO TITLE I IMP INST	0.00	0.00	0.00	0.00	0.00	0.00	0.00
10E930 2210 1110 00 110000	WA TITLE I IMP INST	0.00	0.00	0.00	0.00	0.00	0.00	0.00
10E930 2210 1110 30 000000	TITLE I IMP INST DIR	0.00	0.00	0.00	0.00	0.00	0.00	0.00
10E902 2210 1120 30 105000	ADAMS TITLE I IMP INST SALA	0.00	0.00	0.00	0.00	0.00	0.00	0.00
10E902 2210 1120 30 107000	JEFFER TITLE I IMP INST SAL	0.00	0.00	0.00	0.00	0.00	0.00	0.00
10E902 2210 1120 30 108000	LINCOL TITLE I IMP INST SAL	0.00	0.00	0.00	0.00	0.00	0.00	0.00
10E902 2210 1120 30 109000	LONGFE TITLE I IMP INST SAL	0.00	0.00	0.00	0.00	0.00	0.00	0.00
10E902 2210 1120 30 110000	WASHIN TITLE I IMP INST SAL	0.00	0.00	0.00	0.00	0.00	0.00	0.00
10E930 2210 1120 30 000000	TITLE I: IMPR INS CO SAL	0.00	0.00	0.00	0.00	0.00	0.00	0.00
10E303 2210 1130 00 000001	3 CIRCLE AG GRANT SALARY	2,000.00	410.74	821.48	1,178.52	0.00	3,324.16	41.07
10E303 2210 1130 00 000002	LOCAL 3 CIRCLE GRANT	2,000.00	0.00	0.00	2,000.00	0.00	0.00	0.00
10E936 2210 1130 00 000004	Title SIP MJHS Stipend	0.00	0.00	0.00	0.00	0.00	0.00	0.00
10E936 2210 1130 00 000005	Title SIP Adams Stipend	0.00	0.00	0.00	0.00	0.00	0.00	0.00
10E960 2210 1130 30 000000	ESSER II Salaries	0.00	0.00	0.00	0.00	0.00	10,682.50	0.00
10E965 2210 1130 30 000000	ESSER III CERT SALARY	54,740.00	0.00	0.00	54,740.00	0.00	0.00	0.00
10E000 2210 1150 00 000000	IMP INST: SALARY,SECRETA	45,000.00	3,496.82	6,993.64	38,006.36	0.00	40,353.78	15.54
10E000 2210 1300 00 000000	Imp.Inst.-Stipends	2,800.00	0.00	0.00	2,800.00	0.00	74.04	0.00
10E902 2210 1300 30 000000	TITLE I STIPENDS	110,760.00	0.00	0.00	110,760.00	0.00	0.00	0.00
10E902 2210 1300 30 105000	ADAMS TITLE I STIPENDS	0.00	0.00	0.00	0.00	0.00	0.00	0.00
10E902 2210 1300 30 107000	JEFFERSON TITLE I STIPENDS	0.00	0.00	0.00	0.00	0.00	0.00	0.00
10E902 2210 1300 30 108000	LINCOLN TITLE I STIPENDS	0.00	0.00	0.00	0.00	0.00	0.00	0.00
10E902 2210 1300 30 109000	LONGFELLOW TITLE I STIPENDS	0.00	0.00	0.00	0.00	0.00	0.00	0.00
10E902 2210 1300 30 110000	WASHINGTON TITLE I STIPENDS	0.00	0.00	0.00	0.00	0.00	0.00	0.00
10E930 2210 1300 30 000000	TITLE I: STIPENDS	6,500.00	0.00	0.00	6,500.00	0.00	3,720.00	0.00
10E930 2210 1300 30 105000	Title I Salary-Summer Schoo	0.00	129.80	259.60	-259.60	0.00	6,559.00	0.00
10E930 2210 1300 30 107000	Title I Salary-Summer Schoo	0.00	454.30	908.60	-908.60	0.00	9,804.40	0.00

Account Number	Account Level Description Account Number	2023-24 Original Budget	August 2023-24 Monthly Activity	2023-24 FYTD Activity	2023-24 Available Funds	Encumbered Amount	2022-23 FY Activity	2023-24 FYTD %
10	EDUCATIONAL FUND							
10E930 2210 1300 30 108000	Title I Salary-Summer Schoo	0.00	4,088.70	8,177.40	-8,177.40	0.00	46,148.40	0.00
10E930 2210 1300 30 109000	Title I Salary-Summer Schoo	0.00	1,233.10	2,466.20	-2,466.20	0.00	17,592.40	0.00
10E930 2210 1300 30 110000	Title I Salary-Summer Schoo	0.00	584.10	1,168.20	-1,168.20	0.00	11,102.40	0.00
10E935 2210 1300 00 000004	JH TITLE I 1003A STIPENDS	0.00	0.00	0.00	0.00	0.00	0.00	0.00
10E935 2210 1300 00 000005	AD TITLE I 1003A STIPENDS	0.00	0.00	0.00	0.00	0.00	0.00	0.00
10E935 2210 1300 00 000007	JE TITLE I 1003A STIPENDS	0.00	0.00	0.00	0.00	0.00	0.00	0.00
10E940 2210 1300 30 000000	ESSER GRANT SALARY	0.00	0.00	0.00	0.00	0.00	0.00	0.00
10E960 2210 1300 30 000000	ESSER II IMPR INSTR SALARIE	0.00	0.00	0.00	0.00	0.00	0.00	0.00
10E965 2210 1300 30 000000	ESSER III CERTIFIED SALARY	0.00	0.00	0.00	0.00	0.00	0.00	0.00
10E000 2210 2100 00 000000	IMPROVEMENT INSTRUCTION FED	1,635.00	447.74	1,633.24	1.76	0.00	0.00	99.89
10E902 2210 2100 30 000000	TITLE I FED TRS	12,000.00	0.00	0.00	12,000.00	0.00	0.00	0.00
10E902 2210 2100 30 105000	AD TITLE I FED TRS	0.00	0.00	0.00	0.00	0.00	281.27	0.00
10E902 2210 2100 30 107000	JE TITLE I FED TRS	0.00	0.00	0.00	0.00	0.00	105.48	0.00
10E902 2210 2100 30 108000	LI TITLE I FED TRS	0.00	0.00	0.00	0.00	0.00	105.48	0.00
10E902 2210 2100 30 109000	LO TITLE I FED TRS	0.00	0.00	0.00	0.00	0.00	105.48	0.00
10E902 2210 2100 30 110000	WA TITLE I FED TRS	0.00	0.00	0.00	0.00	0.00	105.45	0.00
10E930 2210 2100 00 105000	AD TITLE I FED TRS	0.00	0.00	0.00	0.00	0.00	0.00	0.00
10E930 2210 2100 00 107000	JE TITLE I FED TRS	0.00	0.00	0.00	0.00	0.00	0.00	0.00
10E930 2210 2100 00 108000	LI TITLE I FED TRS	0.00	0.00	0.00	0.00	0.00	0.00	0.00
10E930 2210 2100 00 109000	LO TITLE I FED TRS	0.00	0.00	0.00	0.00	0.00	0.00	0.00
10E930 2210 2100 00 110000	WA TITLE I FED TRS	0.00	0.00	0.00	0.00	0.00	0.00	0.00
10E930 2210 2100 30 000000	TITLE I: IMP INST RET 10	0.00	0.00	0.00	0.00	0.00	0.00	0.00
10E930 2210 2100 30 105000	Title I Fed TRS-Summer Scho	0.00	0.00	0.00	0.00	0.00	907.79	0.00
10E930 2210 2100 30 107000	Title I Fed TRS-Summer Scho	0.00	0.00	0.00	0.00	0.00	1,356.05	0.00
10E930 2210 2100 30 108000	Title I Fed TRS-Summer Scho	0.00	0.00	0.00	0.00	0.00	6,383.56	0.00
10E930 2210 2100 30 109000	Title I FED TRS-Summer Scho	0.00	0.00	0.00	0.00	0.00	2,433.40	0.00
10E930 2210 2100 30 110000	Title I Fed TRS-Summer Scho	0.00	0.00	0.00	0.00	0.00	1,535.77	0.00
10E935 2210 2100 00 000004	TITLE II FED TRS	0.00	0.00	0.00	0.00	0.00	0.00	0.00
10E935 2210 2100 00 000005	TITLE SIP FED TRS	0.00	0.00	0.00	0.00	0.00	0.00	0.00
10E940 2210 2100 30 000000	ESSER GRANT FED TRS	0.00	0.00	0.00	0.00	0.00	0.00	0.00
10E960 2210 2100 30 000000		0.00	0.00	0.00	0.00	0.00	1,117.06	0.00
10E965 2210 2100 30 000000	ESSER III FED TRS	6,400.00	0.00	0.00	6,400.00	0.00	0.00	0.00
10E000 2210 2110 00 000000	IMP INST: TRS 9%	9,500.00	887.02	1,900.76	7,599.24	0.00	10,844.10	20.01
10E303 2210 2110 00 000001	3 CIRCLE AG GRANT TRS 9%	450.00	0.00	0.00	450.00	0.00	411.86	0.00
10E902 2210 2110 30 000000	TITLE I 9% TRS	10,100.00	0.00	0.00	10,100.00	0.00	0.00	0.00
10E902 2210 2110 30 105000	AD TITLE I TRS 9%	0.00	0.00	0.00	0.00	0.00	241.30	0.00
10E902 2210 2110 30 107000	JE TITLE I TRS 9%	0.00	0.00	0.00	0.00	0.00	90.48	0.00
10E902 2210 2110 30 108000	LI TITLE I TRS 9%	0.00	0.00	0.00	0.00	0.00	90.48	0.00

Account Number	Account Level Description Account Number	2023-24 Original Budget	August 2023-24 Monthly Activity	2023-24 FYTD Activity	2023-24 Available Funds	Encumbered Amount	2022-23 FY Activity	2023-24 FYTD %
10	EDUCATIONAL FUND							
10E902 2210 2110 30 109000	LO TITLE I TRS 9%	0.00	0.00	0.00	0.00	0.00	90.48	0.00
10E902 2210 2110 30 110000	WA TITLE I TRS 9%	0.00	0.00	0.00	0.00	0.00	90.54	0.00
10E930 2210 2110 00 105000	AD TITLE I TRS 9%	0.00	0.00	0.00	0.00	0.00	0.00	0.00
10E930 2210 2110 00 107000	JE TITLE I TRS 9%	0.00	0.00	0.00	0.00	0.00	0.00	0.00
10E930 2210 2110 00 108000	LI TITLE I TRS 9%	0.00	0.00	0.00	0.00	0.00	0.00	0.00
10E930 2210 2110 00 109000	LO TITLE I TRS 9%	0.00	0.00	0.00	0.00	0.00	0.00	0.00
10E930 2210 2110 00 110000	WA TITLE I TRS 9%	0.00	0.00	0.00	0.00	0.00	0.00	0.00
10E930 2210 2110 30 000000	TITLE I: TRS 9.8901	0.00	0.00	0.00	0.00	0.00	0.00	0.00
10E930 2210 2110 30 105000	Title I TRS-Summer School	0.00	0.00	0.00	0.00	0.00	778.15	0.00
10E930 2210 2110 30 107000	Title I TRS-Summer School	0.00	0.00	0.00	0.00	0.00	1,163.73	0.00
10E930 2210 2110 30 108000	Title I TRS-Summer School	0.00	0.00	0.00	0.00	0.00	5,477.02	0.00
10E930 2210 2110 30 109000	Title I TRS-Summer School	0.00	0.00	0.00	0.00	0.00	2,087.98	0.00
10E930 2210 2110 30 110000	Title I TRS-Summer School	0.00	0.00	0.00	0.00	0.00	1,317.61	0.00
10E935 2210 2110 00 000004	TITLE II TRS 9%	0.00	0.00	0.00	0.00	0.00	0.00	0.00
10E935 2210 2110 00 000005	TITLE SIP TRS	0.00	0.00	0.00	0.00	0.00	0.00	0.00
10E940 2210 2110 30 000000	ESSER TRS 9%	0.00	0.00	0.00	0.00	0.00	0.00	0.00
10E960 2210 2110 30 000000		0.00	0.00	0.00	0.00	0.00	994.65	0.00
10E965 2210 2110 30 000000	ESSER III TRS	5,450.00	0.00	0.00	5,450.00	0.00	0.00	0.00
10E000 2210 2120 00 000000	IMP INST: IMRF	2,250.00	164.78	329.56	1,920.44	0.00	1,901.55	14.65
10E902 2210 2120 30 000000	TITLE I IMRF	0.00	0.00	0.00	0.00	0.00	0.00	0.00
10E930 2210 2120 30 000000	TITLE 1: IMRF	0.00	0.00	0.00	0.00	0.00	0.00	0.00
10E940 2210 2120 30 000000	ESSER IMRF 4.5%	0.00	0.00	0.00	0.00	0.00	0.00	0.00
10E960 2210 2120 30 000000		0.00	0.00	0.00	0.00	0.00	6.13	0.00
10E000 2210 2170 00 000000	IMP INST: TRS .58%	800.00	57.22	122.62	677.38	0.00	678.28	15.33
10E303 2210 2170 00 000001	3 CIRCLE AG GRANT TRS .58%	40.00	0.00	0.00	40.00	0.00	26.56	0.00
10E902 2210 2170 30 000000	TITLE I .58% TRS	650.00	0.00	0.00	650.00	0.00	0.00	0.00
10E902 2210 2170 30 105000	AD TITLE I TRS .58%	0.00	0.00	0.00	0.00	0.00	13.85	0.00
10E902 2210 2170 30 107000	JE TITLE I TRS .58%	0.00	0.00	0.00	0.00	0.00	4.09	0.00
10E902 2210 2170 30 108000	LI TITLE I TRS .58%	0.00	0.00	0.00	0.00	0.00	4.09	0.00
10E902 2210 2170 30 109000	LO TITLE I TRS .58%	0.00	0.00	0.00	0.00	0.00	4.09	0.00
10E902 2210 2170 30 110000	WA TITLE I TRS .58%	0.00	0.00	0.00	0.00	0.00	4.07	0.00
10E930 2210 2170 00 105000	AD TITLE I TRS .58%	0.00	0.00	0.00	0.00	0.00	0.00	0.00
10E930 2210 2170 00 107000	JE TITLE I TRS .58%	0.00	0.00	0.00	0.00	0.00	0.00	0.00
10E930 2210 2170 00 108000	LI TITLE I TRS .58%	0.00	0.00	0.00	0.00	0.00	0.00	0.00
10E930 2210 2170 00 109000	LO TITLE I TRS .58%	0.00	0.00	0.00	0.00	0.00	0.00	0.00
10E930 2210 2170 00 110000	WA TITLE I TRS .58%	0.00	0.00	0.00	0.00	0.00	0.00	0.00
10E930 2210 2170 30 000000	TITLE I: TRS .58%	0.00	0.00	0.00	0.00	0.00	0.00	0.00
10E930 2210 2170 30 105000	Title I .58% TRS-Summer Sch	0.00	0.00	0.00	0.00	0.00	50.18	0.00

Account Number	Account Level Description Account Number	2023-24 Original Budget	August 2023-24 Monthly Activity	2023-24 FYTD Activity	2023-24 Available Funds	Encumbered Amount	2022-23 FY Activity	2023-24 FYTD %
10	EDUCATIONAL FUND							
10E930 2210 2170 30 107000	Title I .58% TRS-Summer Sch	0.00	0.00	0.00	0.00	0.00	75.11	0.00
10E930 2210 2170 30 108000	Title I .58% TRS-Summer Sch	0.00	0.00	0.00	0.00	0.00	353.29	0.00
10E930 2210 2170 30 109000	Title I .58% TRS-Summer Sch	0.00	0.00	0.00	0.00	0.00	134.65	0.00
10E930 2210 2170 30 110000	Title I .58% TRS-Summer Sch	0.00	0.00	0.00	0.00	0.00	84.97	0.00
10E935 2210 2170 00 000004	TITLE II TRS .58%	0.00	0.00	0.00	0.00	0.00	0.00	0.00
10E935 2210 2170 00 000005	TITLE SIP TRS .58%	0.00	0.00	0.00	0.00	0.00	0.00	0.00
10E940 2210 2170 30 000000	ESSER TITLE TRS .58%	0.00	0.00	0.00	0.00	0.00	0.00	0.00
10E960 2210 2170 30 000000		0.00	0.00	0.00	0.00	0.00	67.00	0.00
10E965 2210 2170 30 000000	ESSER III TRS .58%	350.00	0.00	0.00	350.00	0.00	0.00	0.00
10E000 2210 2220 00 000000	IMP INST: HEALTH INSUR	18,300.00	1,519.44	2,966.52	15,333.48	0.00	31,220.86	16.21
10E902 2210 2220 30 000000	TITLE I HEALTH INSURANCE	22,000.00	0.00	0.00	22,000.00	0.00	0.00	0.00
10E902 2210 2220 30 105000	AD TITLE I HEALTH INS	0.00	0.00	0.00	0.00	0.00	724.72	0.00
10E902 2210 2220 30 107000	JE TITLE I HEALTH INS	0.00	0.00	0.00	0.00	0.00	724.72	0.00
10E902 2210 2220 30 108000	LI TITLE I HEALTH INS	0.00	0.00	0.00	0.00	0.00	724.72	0.00
10E902 2210 2220 30 109000	LO TITLE I HEALTH INS	0.00	0.00	0.00	0.00	0.00	724.72	0.00
10E902 2210 2220 30 110000	WA TITLE I HEALTH INS	0.00	0.00	0.00	0.00	0.00	724.68	0.00
10E930 2210 2220 00 105000	AD TITLE I HEALTH INS	0.00	0.00	0.00	0.00	0.00	0.00	0.00
10E930 2210 2220 00 107000	JE TITLE I HEALTH INS	0.00	0.00	0.00	0.00	0.00	0.00	0.00
10E930 2210 2220 00 108000	LI TITLE I HEALTH INS	0.00	0.00	0.00	0.00	0.00	0.00	0.00
10E930 2210 2220 00 109000	LO TITLE I HEALTH INS	0.00	0.00	0.00	0.00	0.00	0.00	0.00
10E930 2210 2220 00 110000	WA TITLE I HEALTH INS	0.00	0.00	0.00	0.00	0.00	0.00	0.00
10E930 2210 2220 30 000000	TITLE I: HEALTH INS	3,900.00	0.00	0.00	3,900.00	0.00	0.00	0.00
10E930 2210 2220 30 105000		0.00	39.88	77.84	-77.84	0.00	379.60	0.00
10E930 2210 2220 30 107000		0.00	139.50	272.36	-272.36	0.00	1,328.60	0.00
10E930 2210 2220 30 108000		0.00	1,255.56	2,451.34	-2,451.34	0.00	11,957.80	0.00
10E930 2210 2220 30 109000		0.00	378.66	739.30	-739.30	0.00	3,606.40	0.00
10E930 2210 2220 30 110000		0.00	179.36	350.18	-350.18	0.00	1,708.20	0.00
10E303 2210 2225 00 000001	3 CIRCLE AG GRANT TRS THIS	0.00	0.00	0.00	0.00	0.00	0.00	0.00
10E000 2210 2250 00 000000	IMP INST: INS .5% TRS	2,000.00	154.74	331.58	1,668.42	0.00	1,891.75	16.58
10E303 2210 2250 00 000001	HS 3 CIRCLE TRS HEALTH INS	90.00	0.00	0.00	90.00	0.00	71.79	0.00
10E902 2210 2250 30 000000	TITLE I TRS HEALTH	1,800.00	0.00	0.00	1,800.00	0.00	0.00	0.00
10E902 2210 2250 30 105000	AD TITLE I TRS HEALTH INS	0.00	0.00	0.00	0.00	0.00	42.09	0.00
10E902 2210 2250 30 107000	JE TITLE I TRS HEALTH INS	0.00	0.00	0.00	0.00	0.00	15.78	0.00
10E902 2210 2250 30 108000	LI TITLE I TRS HEALTH INS	0.00	0.00	0.00	0.00	0.00	15.78	0.00
10E902 2210 2250 30 109000	LO TITLE I TRS HEALTH INS	0.00	0.00	0.00	0.00	0.00	15.78	0.00
10E902 2210 2250 30 110000	WA TITLE I TRS HEALTH INS	0.00	0.00	0.00	0.00	0.00	15.81	0.00
10E930 2210 2250 00 105000	AD TITLE I TRS HEALTH INS	0.00	0.00	0.00	0.00	0.00	0.00	0.00
10E930 2210 2250 00 107000	JE TITLE I TRS HEALTH INS	0.00	0.00	0.00	0.00	0.00	0.00	0.00

Account Number	Account Level Description Account Number	2023-24 Original Budget	August 2023-24 Monthly Activity	2023-24 FYTD Activity	2023-24 Available Funds	Encumbered Amount	2022-23 FY Activity	2023-24 FYTD %
10	EDUCATIONAL FUND							
10E930 2210 2250 00 108000	LI TITLE I TRS HEALTH INS	0.00	0.00	0.00	0.00	0.00	0.00	0.00
10E930 2210 2250 00 109000	LO TITLE I TRS HEALTH INS	0.00	0.00	0.00	0.00	0.00	0.00	0.00
10E930 2210 2250 00 110000	WA TITLE I TRS HEALTH INS	0.00	0.00	0.00	0.00	0.00	0.00	0.00
10E930 2210 2250 30 000000	TITLE I: HEALT INS TRS .	0.00	0.00	0.00	0.00	0.00	0.00	0.00
10E930 2210 2250 30 105000	Title I TRS INS.-Summer Sch	0.00	0.00	0.00	0.00	0.00	135.63	0.00
10E930 2210 2250 30 107000	Title I TRS INS.-Summer Sch	0.00	0.00	0.00	0.00	0.00	203.03	0.00
10E930 2210 2250 30 108000	Title I TRS INS.-Summer Sch	0.00	0.00	0.00	0.00	0.00	955.44	0.00
10E930 2210 2250 30 109000	Title I TRS INS.-Summer Sch	0.00	0.00	0.00	0.00	0.00	364.30	0.00
10E930 2210 2250 30 110000	Title I TRS INS.-Summer Sch	0.00	0.00	0.00	0.00	0.00	229.90	0.00
10E935 2210 2250 00 000004	TITLE II TRS HEALTH	0.00	0.00	0.00	0.00	0.00	0.00	0.00
10E935 2210 2250 00 000005	TITLE SIP TRS THIS	0.00	0.00	0.00	0.00	0.00	0.00	0.00
10E940 2210 2250 30 000000	ESSER TRS HEALTH INS	0.00	0.00	0.00	0.00	0.00	0.00	0.00
10E960 2210 2250 30 000000		0.00	0.00	0.00	0.00	0.00	176.98	0.00
10E965 2210 2250 30 000000	ESSER III TRS THIS	950.00	0.00	0.00	950.00	0.00	0.00	0.00
10E000 2210 3140 00 000001	IMP INST: CONTRACTUAL	12,000.00	0.00	0.00	12,000.00	0.00	11,697.00	0.00
10E902 2210 3140 30 000000	TITLE I CONTRACTUAL/STIPEND	0.00	0.00	0.00	0.00	0.00	0.00	0.00
10E902 2210 3140 30 105000	ADAMS TITLE I CONTRACTUAL	0.00	0.00	0.00	0.00	0.00	0.00	0.00
10E902 2210 3140 30 107000	JEFFERSON TITLE I CONTRACTU	0.00	0.00	0.00	0.00	0.00	0.00	0.00
10E902 2210 3140 30 108000	LINCOLN TITLE I CONTRACTUAL	0.00	0.00	0.00	0.00	0.00	0.00	0.00
10E902 2210 3140 30 109000	Title I PURCHASE SERVICES	0.00	0.00	0.00	0.00	0.00	0.00	0.00
10E902 2210 3140 30 110000	WASHINGTON TITLE I CONTRACT	0.00	0.00	0.00	0.00	0.00	0.00	0.00
10E930 2210 3140 30 000000	TITLE I: CONTRACTUAL/STIPEN	0.00	0.00	0.00	0.00	0.00	500.00	0.00
10E930 2210 3140 30 105000	AD TITLE I PURCH SERV	0.00	0.00	0.00	0.00	0.00	0.00	0.00
10E930 2210 3140 30 107000	JE TITLE I PURCH SERV	0.00	0.00	0.00	0.00	0.00	0.00	0.00
10E930 2210 3140 30 108000	LI TITLE I PURCH SERV	0.00	0.00	0.00	0.00	0.00	0.00	0.00
10E930 2210 3140 30 109000	LO TITLE I PURCH SERV	0.00	0.00	0.00	0.00	0.00	0.00	0.00
10E930 2210 3140 30 110000	WA TITLE I PURCH SERV	0.00	0.00	0.00	0.00	0.00	0.00	0.00
10E960 2210 3140 30 000000	ESSER II PURCHASED SERVICES	0.00	0.00	0.00	0.00	0.00	0.40	0.00
10E965 2210 3140 00 000000	ESSER III PURCHASE SERVICES	9,610.00	0.00	9,610.00	0.00	0.00	600.00	100.00
10E000 2210 3190 00 000000	IMP INST: AMERICORPS	21,000.00	0.00	0.00	21,000.00	0.00	7,875.00	0.00
10E000 2210 3190 00 000001	Imp.Inst.-Conf.Reg.Fees	1,000.00	0.00	0.00	1,000.00	0.00	0.00	0.00
10E000 2210 3190 00 000002	Imp.Inst.-Contr.Services	15,000.00	300.00	300.00	14,700.00	0.00	1,705.97	2.00
10E935 2210 3190 00 000004	JH TITLE I 1003A PURCHASE S	0.00	0.00	0.00	0.00	0.00	4,410.00	0.00
10E935 2210 3190 00 000005	AD TITLE I 1003A PURHCASE S	0.00	0.00	0.00	0.00	0.00	6,988.00	0.00
10E935 2210 3190 00 000007	JE TITLE I 1003A PURCHASE S	0.00	0.00	0.00	0.00	0.00	0.00	0.00
10E936 2210 3190 00 000004	MJHS TITLE I SIP PUR.SERV.	0.00	0.00	0.00	0.00	0.00	0.00	0.00
10E936 2210 3190 00 000005	Title SIP Adams Purchase Se	0.00	0.00	0.00	0.00	0.00	0.00	0.00
10E940 2210 3190 30 000000	ESSER PURCHASE SERVICE	0.00	0.00	0.00	0.00	0.00	0.00	0.00

Account Number	Account Level Description Account Number	2023-24 Original Budget	August 2023-24 Monthly Activity	2023-24 FYTD Activity	2023-24 Available Funds	Encumbered Amount	2022-23 FY Activity	2023-24 FYTD %
10	EDUCATIONAL FUND							
10E000 2210 3320 00 000000	IMP INST: TRAVEL	2,000.00	0.00	0.00	1,835.00	165.00	1,515.27	0.00
10E303 2210 3320 00 000004	AG GRANT: TRAVEL/REGISTRATI	326.00	0.00	0.00	326.00	0.00	0.00	0.00
10E902 2210 3320 30 000000	TITLE I TRAVEL	0.00	0.00	0.00	0.00	0.00	0.00	0.00
10E902 2210 3320 30 105000	ADAMS TITLE I TRAVEL	0.00	0.00	0.00	0.00	0.00	0.00	0.00
10E902 2210 3320 30 107000	JEFFERSON TITLE I TRAVEL	0.00	0.00	0.00	0.00	0.00	0.00	0.00
10E902 2210 3320 30 108000	LINCOLN TITLE I TRAVEL	0.00	0.00	0.00	0.00	0.00	0.00	0.00
10E902 2210 3320 30 109000	LONGFELLOW TITLE I TRAVEL	0.00	0.00	0.00	0.00	0.00	0.00	0.00
10E902 2210 3320 30 110000	WASHINGTON TITLE I TRAVEL	0.00	0.00	0.00	0.00	0.00	0.00	0.00
10E930 2210 3320 30 000000	TITLE I: IMP INS TRAVEL	0.00	0.00	0.00	0.00	0.00	0.00	0.00
10E000 2210 4100 00 000000	IMP INST: SUPPLIES	2,000.00	0.00	0.00	2,000.00	0.00	1,227.17	0.00
10E902 2210 4100 30 105000	ADAMS TITLE I SUPPLIES	0.00	0.00	0.00	0.00	0.00	0.00	0.00
10E902 2210 4100 30 107000	JEFFERSON TITLE I SUPPLIES	0.00	0.00	0.00	0.00	0.00	0.00	0.00
10E902 2210 4100 30 108000	LINCOLN TITLE I SUPPLIES	0.00	0.00	0.00	0.00	0.00	0.00	0.00
10E902 2210 4100 30 109000	LONGFELLOW TITLE I SUPPLIES	0.00	0.00	0.00	0.00	0.00	0.00	0.00
10E902 2210 4100 30 110000	WASHINGTON TITLE I SUPPLIES	0.00	0.00	0.00	0.00	0.00	0.00	0.00
10E930 2210 4100 30 000000	TITLE I: IMPRV INST SUPL	0.00	0.00	0.00	0.00	0.00	0.00	0.00
10E000 2210 5400 00 000000	Imp of Instruction Capital	1,000.00	0.00	0.00	1,000.00	0.00	0.00	0.00
10E000 2210 6400 00 000000	IMP INST: DUES/FEES	1,500.00	0.00	0.00	1,071.00	429.00	1,441.30	0.00
10E935 2211 2100 00 000005	TITLE SIP TRS	0.00	0.00	0.00	0.00	0.00	0.00	0.00
10E935 2211 2170 00 000005	TITLE SIP TRS .58%	0.00	0.00	0.00	0.00	0.00	0.00	0.00
10E935 2211 2250 00 000005	TITLE SIP TRS THIS	0.00	0.00	0.00	0.00	0.00	0.00	0.00
10E965 2220 1100 30 000000	ESSER III LEARNING LOSS SAL	0.00	0.00	0.00	0.00	0.00	2,673.75	0.00
10E965 2220 2100 30 000000		0.00	0.00	0.00	0.00	0.00	232.14	0.00
10E965 2220 2110 30 000000		0.00	0.00	0.00	0.00	0.00	199.16	0.00
10E965 2220 2170 30 000000		0.00	0.00	0.00	0.00	0.00	12.85	0.00
10E965 2220 2250 30 000000		0.00	0.00	0.00	0.00	0.00	34.74	0.00
10E960 2220 3140 30 000000	Esser II Purchase Services	0.00	0.00	0.00	0.00	0.00	32,562.00	0.00
10E107 2222 4100 00 000000	Insurance replacements	100,000.00	3,316.73	3,316.73	23,720.73	72,962.54	10,762.06	3.32
10E000 2222 4300 00 000004	MEDIA: GRANT-STATE LIBR	3,130.00	0.00	0.00	1,649.79	1,480.21	1,426.54	0.00
10E000 2222 4300 00 000005	Media: Kent State Univ. Gra	0.00	0.00	0.00	0.00	0.00	0.00	0.00
10E000 2222 4300 00 000006	FED BACK TO BOOKS GRANT	0.00	0.00	0.00	0.00	0.00	0.00	0.00
10E000 2222 4300 00 000007	ISL ROAD TO RECOVERY GRANT	0.00	0.00	0.00	0.00	0.00	0.00	0.00
10E105 2222 4300 00 000000	ADAMS MEDIA LIBRARY	1,000.00	0.00	0.00	1,000.00	0.00	1,073.49	0.00
10E107 2222 4300 00 000000	JEFFERSON MEDIA LIBRARY	2,200.00	0.00	0.00	2,200.00	0.00	2,181.36	0.00
10E108 2222 4300 00 000000	LINCOLN MEDIA LIBRARY	3,700.00	0.00	0.00	3,700.00	0.00	3,702.05	0.00
10E109 2222 4300 00 000000	LONGFELLOW MEDIA LIBRARY	2,400.00	0.00	0.00	2,400.00	0.00	2,401.25	0.00
10E110 2222 4300 00 000000	WASHINGTON MEDIA LIBRARY	3,300.00	0.00	0.00	3,300.00	0.00	3,301.54	0.00
10E204 2222 4300 00 000000	JH MEDIA LIBRARY	7,500.00	1,783.31	1,783.31	5,716.69	0.00	3,770.92	23.78

Account Number	Account Level Description Account Number	2023-24 Original Budget	August 2023-24 Monthly Activity	2023-24 FYTD Activity	2023-24 Available Funds	Encumbered Amount	2022-23 FY Activity	2023-24 FYTD %
10	EDUCATIONAL FUND							
10E204 2222 4300 00 000001	JH SNAPDRAGON BOOK GRANT	0.00	0.00	0.00	0.00	0.00	3,863.50	0.00
10E303 2222 4300 00 000000	HS MEDIA LIBRARY	8,500.00	0.00	0.00	8,053.79	283.68	5,177.61	0.00
10E000 2223 4900 00 000002	MEDIA: Follett Software-All	9,900.00	0.00	0.00	9,900.00	0.00	0.00	0.00
10E105 2223 4900 00 000000	ADAMS MEDIA AV	1,000.00	0.00	0.00	1,000.00	0.00	1,472.00	0.00
10E107 2223 4900 00 000000	JEFFERSON MEDIA AV	800.00	0.00	0.00	800.00	0.00	778.35	0.00
10E108 2223 4900 00 000000	LINCOLN MEDIA AV	1,000.00	0.00	0.00	1,000.00	0.00	999.99	0.00
10E109 2223 4900 00 000000	LONGFELLOW MEDIA AV	1,000.00	0.00	0.00	1,000.00	0.00	999.97	0.00
10E110 2223 4900 00 000000	WASHINGTON MEDIA AV	1,000.00	0.00	0.00	1,000.00	0.00	1,000.00	0.00
10E204 2223 4900 00 000000	JH MEDIA AV	2,000.00	0.00	0.00	2,000.00	0.00	1,633.54	0.00
10E303 2223 4900 00 000000	HS MEDIA AV	2,000.00	0.00	0.00	889.00	1,111.00	1,892.81	0.00
10E000 2225 1140 00 000000	TECH: SALARY	270,000.00	21,953.14	43,873.78	226,126.22	0.00	255,723.55	16.25
10E000 2225 2120 00 000000	TECH: IMRF	12,750.00	1,020.34	2,040.68	10,709.32	0.00	11,801.09	16.01
10E000 2225 2220 00 000000	TECH: HEALTH INSURANCE	35,000.00	2,279.16	4,449.78	30,550.22	0.00	27,954.94	12.71
10E000 2225 3190 00 000000	TECH: CONTRACTUAL	275,000.00	23,135.73	74,705.06	132,900.94	67,394.00	261,610.23	27.17
10E000 2225 3320 00 000000	TECH: TRAVEL	3,000.00	0.00	0.00	3,000.00	0.00	2,045.75	0.00
10E000 2225 4100 00 000000	TECH: SUPPLIES	75,000.00	1,256.03	19,946.75	52,282.25	2,771.00	46,107.52	26.60
10E000 2225 5400 00 000000	TECH: CAP OUTLAY	90,000.00	0.00	0.00	90,000.00	0.00	83,509.70	0.00
10E000 2225 5400 00 000001	TECH: CAP OUTLAY 2500+	5,000.00	0.00	0.00	5,000.00	0.00	0.00	0.00
10E000 2225 6400 00 000000	TECH: DUES/FEES	500.00	0.00	0.00	500.00	0.00	85.00	0.00
10E000 2230 3160 00 000001	TESTING: ELEM.	0.00	0.00	0.00	0.00	0.00	0.00	0.00
10E000 2230 3160 00 000002	TESTING; JUNIOR HI	1,000.00	0.00	0.00	1,000.00	0.00	0.00	0.00
10E000 2230 3160 00 000003	TESTING: HIGH SCHOOL	2,000.00	0.00	0.00	2,000.00	0.00	0.00	0.00
10E902 2230 3190 30 000000	Assessment & Testing Pur. S	30,500.00	0.00	0.00	30,500.00	0.00	0.00	0.00
10E902 2230 3190 30 105000	ADAMS TITLE ASSESSMENT & TE	0.00	0.00	0.00	0.00	0.00	0.00	0.00
10E902 2230 3190 30 107000	JEFFER TITLE ASSESSMENT & T	0.00	0.00	0.00	0.00	0.00	0.00	0.00
10E902 2230 3190 30 108000	LINCOL TITLE ASSESSMENT & T	0.00	0.00	0.00	0.00	0.00	0.00	0.00
10E902 2230 3190 30 109000	LONGFE TITLE ASSESSMENT & T	0.00	0.00	0.00	0.00	0.00	0.00	0.00
10E902 2230 3190 30 110000	WASH TITLE ASSESSMENT & TES	0.00	0.00	0.00	0.00	0.00	0.00	0.00
10E930 2230 3190 30 000000	TITLE I ASSMT. & TESTING PS	0.00	0.00	0.00	0.00	0.00	0.00	0.00
10E930 2230 3190 30 105000	AD TITLE I PURCHASE SERVICE	0.00	0.00	0.00	0.00	0.00	0.00	0.00
10E930 2230 3190 30 107000	JE TITLE I PURCHASE SERVICE	0.00	0.00	0.00	0.00	0.00	0.00	0.00
10E930 2230 3190 30 108000	LI TITLE I PURCHASE SERVICE	0.00	0.00	0.00	0.00	0.00	0.00	0.00
10E930 2230 3190 30 109000	LO TITLE I PURCHASE SERVICE	0.00	0.00	0.00	0.00	0.00	0.00	0.00
10E930 2230 3190 30 110000	WA TITLE I PURCHASE SERVICE	0.00	0.00	0.00	0.00	0.00	0.00	0.00
10E940 2230 3190 30 000000	ESSER GRANT ASSESSMENT TEST	0.00	0.00	0.00	0.00	0.00	0.00	0.00
10E965 2230 3190 00 000000	ESSER III PURCHASE SERVICES	0.00	-25,375.00	0.00	0.00	0.00	0.00	0.00
10E000 2230 4100 00 000000	TESTING: DISTRICT	5,000.00	0.00	0.00	5,000.00	0.00	76.82	0.00
10E000 2310 3190 00 000000	BD FINANCIAL MANAGEMENT SER	20,000.00	0.00	19,383.34	616.66	0.00	18,004.36	96.92

Account Number	Account Level Description Account Number	2023-24 Original Budget	August 2023-24 Monthly Activity	2023-24 FYTD Activity	2023-24 Available Funds	Encumbered Amount	2022-23 FY Activity	2023-24 FYTD %
10	EDUCATIONAL FUND							
10E000 2310 3320 00 000000	BD: TRAVEL	6,000.00	0.00	5,932.80	67.20	0.00	1,438.67	98.88
10E000 2310 3820 00 000000	BD: SUMMER YOUTH CAMPS INSU	2,000.00	0.00	245.70	1,754.30	0.00	0.00	12.29
10E000 2310 3900 00 000000	BD: OTHER	7,000.00	188.12	188.12	6,811.88	0.00	6,817.05	2.69
10E000 2310 4100 00 000000	BD: SUPPLIES	5,000.00	0.00	0.00	4,967.62	32.38	3,395.45	0.00
10E000 2310 6400 00 000000	BD: DUES/FEES	21,000.00	0.00	9,526.84	11,473.16	0.00	19,028.76	45.37
10E000 2321 1110 00 000000	ADMIN: SALARY	163,000.00	13,583.34	27,166.68	135,833.32	0.00	219,118.32	16.67
10E000 2321 1150 00 000000	ADMIN: SALARY, SECRETARY	53,360.00	4,446.66	8,893.32	44,466.68	0.00	51,679.92	16.67
10E000 2321 2100 00 000000	ADMIN: TRS-R	0.00	0.00	791.12	-791.12	0.00	5,091.61	0.00
10E000 2321 2110 00 000000	ADMIN: TRS 9%	16,121.00	1,343.40	2,686.80	13,434.20	0.00	25,282.88	16.67
10E000 2321 2120 00 000000	ADMIN: IMRF	2,668.00	209.52	419.04	2,248.96	0.00	2,435.04	15.71
10E000 2321 2170 00 000000	ADMIN: TRS .58%	1,039.00	86.66	173.32	865.68	0.00	1,578.76	16.68
10E000 2321 2220 00 000000	ADMIN: HEALTH INSUR	24,000.00	1,992.96	3,891.02	20,108.98	0.00	22,604.16	16.21
10E000 2321 2250 00 000000	ADMIN: HEALTH INS .5%	2,815.00	234.36	468.72	2,346.28	0.00	4,410.55	16.65
10E000 2321 3320 00 000000	ADMIN: TRAVEL	3,000.00	148.00	148.00	2,852.00	0.00	1,726.19	4.93
10E000 2321 3900 00 000000	ADMIN: OTHER	13,000.00	4,200.00	8,400.00	4,600.00	0.00	0.00	64.62
10E000 2321 4100 00 000000	ADMIN: SUPPLIES	65,000.00	0.00	0.00	65,000.00	0.00	0.00	0.00
10E000 2321 5400 00 000000	ADMIN: CAP OUT - EQUIP	5,000.00	529.99	529.99	4,470.01	0.00	0.00	10.60
10E000 2321 6400 00 000000	ADMIN: DUES/FEES	3,500.00	100.00	100.00	3,225.00	175.00	2,700.53	2.86
10E000 2321 8000 00 000000	ADMIN: POST RETIREMENT	0.00	0.00	0.00	0.00	0.00	0.00	0.00
10E965 2330 1300 30 000000	ESSER III NIGHT SCH ADMIN	0.00	0.00	0.00	0.00	0.00	0.00	0.00
10E965 2330 2100 30 000000		0.00	0.00	0.00	0.00	0.00	0.00	0.00
10E965 2330 2110 30 000000		0.00	0.00	0.00	0.00	0.00	0.00	0.00
10E965 2330 2170 30 000000		0.00	0.00	0.00	0.00	0.00	0.00	0.00
10E965 2330 2250 30 000000		0.00	0.00	0.00	0.00	0.00	0.00	0.00
10E105 2410 1110 00 000000	ADAMS PRINCIPAL SALARY	99,819.00	8,318.24	16,355.18	83,463.82	0.00	96,171.50	16.38
10E107 2410 1110 00 000000	JEFFERSON PRINCIPAL SALARY	89,983.00	6,687.70	13,375.40	76,607.60	0.00	79,800.04	14.86
10E108 2410 1110 00 000000	LINCOLN PRINCIPAL SALARY	201,321.00	16,209.36	32,418.72	168,902.28	0.00	193,416.00	16.10
10E109 2410 1110 00 000000	LONGFELLOW PRINCIPAL SALARY	84,000.00	0.00	0.00	84,000.00	0.00	105,327.88	0.00
10E110 2410 1110 00 000000	WASHINGTON PRINCIPAL SALARY	170,220.00	7,666.66	15,333.32	154,886.68	0.00	178,509.52	9.01
10E204 2410 1110 00 000000	JH PRINCIPAL SALARY	266,700.00	21,789.90	43,579.80	223,120.20	0.00	245,042.28	16.34
10E303 2410 1110 00 000000	HIGH SCHOOL PRINCIPAL SALAR	477,100.00	41,211.00	82,422.00	394,678.00	0.00	451,617.72	17.28
10E105 2410 1150 00 000000	ADAMS PRINCIPAL SECRETARY	53,000.00	4,623.19	8,794.85	44,205.15	0.00	50,624.03	16.59
10E107 2410 1150 00 000000	JEFFERSON PRINCIPAL SECRETA	42,000.00	3,448.64	6,701.60	35,298.40	0.00	38,871.84	15.96
10E108 2410 1150 00 000000	LINCOLN PRINCIPAL SECRETARY	40,000.00	3,291.76	6,361.84	33,638.16	0.00	33,770.88	15.90
10E109 2410 1150 00 000000	LONGFELLOW PRINCIPAL SECRET	40,000.00	3,358.59	6,519.63	33,480.37	0.00	35,706.77	16.30
10E110 2410 1150 00 000000	WASHINGTON PRINCIPAL SECRET	45,000.00	3,667.78	7,101.40	37,898.60	0.00	41,997.43	15.78
10E204 2410 1150 00 000000	JH PRINCIPAL SECRETARY SALA	75,000.00	6,196.12	12,666.56	62,333.44	0.00	70,318.24	16.89
10E303 2410 1150 00 000000	HS PRINCIPAL SECRETARY SALA	77,000.00	6,522.05	12,677.23	64,322.77	0.00	72,356.49	16.46

Account Number	Account Level Description	2023-24	August 2023-24	2023-24	2023-24	Encumbered	2022-23	2023-24
	Account Number	Original Budget	Monthly Activity	FYTD Activity	Available Funds	Amount	FY Activity	FYTD %
10	EDUCATIONAL FUND							
10E105 2410 1200 00 000000	ADAMS PRIN SUB SECRETARY	200.00	0.00	0.00	200.00	0.00	0.00	0.00
10E107 2410 1200 00 000000	JEFFERSON PRIN SUB SECRETAR	200.00	0.00	0.00	200.00	0.00	0.00	0.00
10E108 2410 1200 00 000000	LINCOLN PRIN SUB SECRETARY	200.00	91.00	91.00	109.00	0.00	295.50	45.50
10E109 2410 1200 00 000000	LONGFELLOW PRIN SUB SECRETA	200.00	0.00	0.00	200.00	0.00	0.00	0.00
10E110 2410 1200 00 000000	WASHINGTON PRIN SUB SECRETA	200.00	0.00	0.00	200.00	0.00	453.00	0.00
10E204 2410 1200 00 000000	JH PRIN SUB SECRETARY	200.00	0.00	0.00	200.00	0.00	0.00	0.00
10E303 2410 1200 00 000000	HS PRINCIPAL SEC SUB SALARY	200.00	0.00	0.00	200.00	0.00	0.00	0.00
10E108 2410 1300 00 000000	LINCOLN PRINCIPAL EXTRA SAL	3,800.00	316.66	633.32	3,166.68	0.00	3,799.92	16.67
10E204 2410 2100 00 000000	JH PRINCIPAL FED TRS	0.00	-545.92	0.00	0.00	0.00	0.00	0.00
10E303 2410 2100 00 000000	HS FED TRS	0.00	-1,123.61	-545.92	545.92	0.00	0.00	0.00
10E105 2410 2110 00 000000	ADAMS PRINCIPAL TRS	9,900.00	822.68	822.68	9,077.32	0.00	10,333.18	8.31
10E107 2410 2110 00 000000	JEFFERSON PRINCIPAL TRS	8,900.00	0.00	0.00	8,900.00	0.00	7,937.04	0.00
10E108 2410 2110 00 000000	LINCOLN PRINCIPAL TRS	19,911.00	0.00	0.00	19,911.00	0.00	19,613.28	0.00
10E109 2410 2110 00 000000	LONGFELLOW PRINCIPAL TRS	8,310.00	0.00	0.00	8,310.00	0.00	8,972.17	0.00
10E110 2410 2110 00 000000	WASHINGTON PRINCIPAL TRS	16,840.00	0.00	0.00	16,840.00	0.00	16,318.59	0.00
10E204 2410 2110 00 000000	JH PRINCIPAL TRS	26,400.00	927.02	1,854.04	24,545.96	0.00	27,275.74	7.02
10E303 2410 2110 00 000000	HS PRIN TRS 9%	47,200.00	2,823.06	5,262.26	41,937.74	0.00	52,527.31	11.15
10E105 2410 2120 00 000000	ADAMS PRINCIPAL IMRF	2,650.00	217.84	414.42	2,235.58	0.00	2,385.52	15.64
10E107 2410 2120 00 000000	JEFFERSON PRINCIPAL IMRF	2,100.00	162.50	315.78	1,784.22	0.00	1,831.64	15.04
10E108 2410 2120 00 000000	LINCOLN PRINCIPAL IMRF	2,000.00	155.12	299.80	1,700.20	0.00	1,591.44	14.99
10E109 2410 2120 00 000000	LONGFELLOW PRINCIPAL IMRF	2,000.00	158.27	307.22	1,692.78	0.00	1,681.69	15.36
10E110 2410 2120 00 000000	WASHINGTON PRINCIPAL IMRF	2,250.00	172.84	334.64	1,915.36	0.00	2,000.34	14.87
10E204 2410 2120 00 000000	JH PRINCIPAL IMRF	3,750.00	291.96	596.84	3,153.16	0.00	3,313.26	15.92
10E303 2410 2120 00 000000	HS PRINCIPAL IMRF	3,850.00	307.32	597.35	3,252.65	0.00	3,409.48	15.52
10E105 2410 2170 00 000000	ADAMS PRINCIPAL TRS .58	637.00	53.08	53.08	583.92	0.00	666.63	8.33
10E107 2410 2170 00 000000	JEFFERSON PRINCIPAL TRS .58	575.00	0.00	0.00	575.00	0.00	511.94	0.00
10E108 2410 2170 00 000000	LINCOLN PRINCIPAL TRS .58	1,285.00	0.00	0.00	1,285.00	0.00	1,265.27	0.00
10E109 2410 2170 00 000000	LONGFELLOW PRINCIPAL TRS .5	536.00	0.00	0.00	536.00	0.00	578.86	0.00
10E110 2410 2170 00 000000	WASHINGTON PRINCIPAL TRS .5	1,085.00	0.00	0.00	1,085.00	0.00	1,052.84	0.00
10E204 2410 2170 00 000000	JH PRINCIPAL TRS .58%	1,700.00	59.80	119.60	1,580.40	0.00	1,733.66	7.04
10E303 2410 2170 00 000000	HS PRINCIPAL TRS .58	3,050.00	182.10	339.44	2,710.56	0.00	3,315.98	11.13
10E105 2410 2220 00 000000	ADAMS PRINCIPAL HEALTH INS	53,100.00	4,423.48	8,636.34	44,463.66	0.00	50,171.30	16.26
10E107 2410 2220 00 000000	JEFFERSON PRINCIPAL HEALTH	0.00	0.00	0.00	0.00	0.00	0.00	0.00
10E108 2410 2220 00 000000	LINCOLN PRINCIPAL HEALTH IN	47,850.00	3,985.92	7,782.04	40,067.96	0.00	33,043.49	16.26
10E109 2410 2220 00 000000	LONGFELLOW PRINCIPAL HEALTH	0.00	0.00	0.00	0.00	0.00	13,361.32	0.00
10E110 2410 2220 00 000000	WASHINGTON PRINCIPAL HEALTH	18,000.00	1,405.40	2,743.88	15,256.12	0.00	17,665.56	15.24
10E204 2410 2220 00 000000	JH PRINCIPAL HEALTH INSURAN	40,500.00	2,924.84	5,710.40	34,789.60	0.00	34,347.42	14.10
10E303 2410 2220 00 000000	HS PRINCIPAL HEALTH INS	83,000.00	4,745.64	9,988.84	73,011.16	0.00	61,060.42	12.03

Account Number	Account Level Description Account Number	2023-24 Original Budget	August 2023-24 Monthly Activity	2023-24 FYTD Activity	2023-24 Available Funds	Encumbered Amount	2022-23 FY Activity	2023-24 FYTD %
10	EDUCATIONAL FUND							
10E105 2410 2250 00 000000	ADAMS PRINCIPAL TRS HEALTH	1,725.00	143.52	143.52	1,581.48	0.00	1,802.58	8.32
10E107 2410 2250 00 000000	JEFFERSON PRINCIPAL TRS HEA	1,555.00	0.00	0.00	1,555.00	0.00	1,384.57	0.00
10E108 2410 2250 00 000000	LINCOLN PRINCIPAL TRS HEALT	3,475.00	0.00	0.00	3,475.00	0.00	3,421.64	0.00
10E109 2410 2250 00 000000	LONGFELLOW PRINCIPAL TRS HE	1,450.00	0.00	0.00	1,450.00	0.00	1,565.26	0.00
10E110 2410 2250 00 000000	WASHINGTON PRINCIPAL TRS HE	2,940.00	0.00	0.00	2,940.00	0.00	2,846.85	0.00
10E204 2410 2250 00 000000	JH PRINCIPAL TRS HEALTH INS	4,650.00	161.72	323.44	4,326.56	0.00	4,758.03	6.96
10E303 2410 2250 00 000000	HS PRIN TRS HEALTH INS	8,300.00	492.46	917.96	7,382.04	0.00	9,163.24	11.06
10E105 2410 3320 00 000000	ADAMS PRINCIPAL TRAVEL	1,000.00	0.00	0.00	1,000.00	0.00	2,274.16	0.00
10E107 2410 3320 00 000000	JEFFERSON PRINCIPAL TRAVEL	700.00	0.00	0.00	700.00	0.00	93.10	0.00
10E108 2410 3320 00 000000	LINCOLN PRINCIPAL TRAVEL	1,000.00	0.00	0.00	1,000.00	0.00	874.70	0.00
10E109 2410 3320 00 000000	LONGFELLOW PRINCIPAL TRAVEL	1,100.00	0.00	0.00	1,100.00	0.00	1,002.12	0.00
10E110 2410 3320 00 000000	WASHINGTON PRINCIPAL TRAVEL	1,500.00	0.00	0.00	1,500.00	0.00	1,337.12	0.00
10E204 2410 3320 00 000000	JH PRINCIPAL TRAVEL	1,500.00	0.00	0.00	1,500.00	0.00	559.00	0.00
10E303 2410 3320 00 000000	HS PRINCIPAL TRAVEL	3,000.00	0.00	0.00	3,000.00	0.00	647.00	0.00
10E105 2410 4100 00 000000	ADAMS PRINCIPAL SUPPLIES	500.00	0.00	0.00	500.00	0.00	55.00	0.00
10E107 2410 4100 00 000000	JEFFERSON PRINCIPAL SUPPLIE	250.00	0.00	0.00	250.00	0.00	75.28	0.00
10E108 2410 4100 00 000000	LINCOLN PRINCIPAL SUPPLIES	1,000.00	0.00	0.00	1,000.00	0.00	562.32	0.00
10E109 2410 4100 00 000000	LONGFELLOW PRINCIPAL SUPPLI	250.00	0.00	0.00	250.00	0.00	0.00	0.00
10E110 2410 4100 00 000000	WASHINGTON PRINCIPAL SUPPLI	250.00	0.00	0.00	250.00	0.00	0.00	0.00
10E204 2410 4100 00 000000	JH PRINCIPAL SUPPLIES	600.00	0.00	0.00	600.00	0.00	0.00	0.00
10E303 2410 4100 00 000000	HS PRINCIPAL SUPPLIES	1,000.00	188.03	188.03	527.63	284.34	884.02	18.80
10E105 2410 6400 00 000000	ADAMS PRINCIPAL DUES/FEES	700.00	0.00	0.00	700.00	0.00	409.89	0.00
10E107 2410 6400 00 000000	JEFFERSON PRINCIPAL DUES/FE	800.00	0.00	0.00	471.00	329.00	800.00	0.00
10E108 2410 6400 00 000000	LINCOLN PRINCIPAL DUES/FEES	1,400.00	0.00	0.00	1,400.00	0.00	1,334.02	0.00
10E109 2410 6400 00 000000	LONGFELLOW PRINCIPAL DUES/F	800.00	0.00	0.00	443.00	0.00	710.20	0.00
10E110 2410 6400 00 000000	WASHINGTON PRINCIPAL DUES/F	1,100.00	0.00	0.00	1,100.00	0.00	1,029.20	0.00
10E204 2410 6400 00 000000	JH PRINCIPAL DUES/FEES	1,200.00	0.00	0.00	107.69	0.00	948.00	0.00
10E303 2410 6400 00 000000	HS PRINCIPAL DUES/FEES	2,300.00	0.00	0.00	906.49	0.00	1,687.50	0.00
10E204 2410 8000 00 000000	Post Retirement Pymts	0.00	0.00	0.00	0.00	0.00	0.00	0.00
10E303 2410 8000 00 000000	HS POST RETIREMENT	0.00	0.00	0.00	0.00	0.00	0.00	0.00
10E000 2510 1150 00 000000	BUS MAN: SALARY, SEC	97,780.00	7,898.30	17,296.60	80,483.40	0.00	90,220.20	17.69
10E000 2510 2120 00 000000	BUS MAN: IMRF	4,890.00	372.16	815.00	4,075.00	0.00	4,247.28	16.67
10E000 2510 2220 00 000000	BUS MAN: HEALTH INSUR	16,859.00	1,405.40	2,743.88	14,115.12	0.00	15,919.68	16.28
10E000 2510 3320 00 000000	BUS MAN: TRAVEL	3,500.00	0.00	0.00	3,500.00	0.00	2,252.65	0.00
10E000 2510 3400 00 000000	BUS MAN: COM/POST	7,000.00	616.98	1,107.90	5,892.10	0.00	6,923.39	15.83
10E000 2510 3500 00 000000	BUS MAN: ADVERTISING	3,000.00	120.00	120.00	2,730.00	150.00	2,867.57	4.00
10E000 2510 3600 00 000000	BUS MAN: COPYING/DUPLIC.	2,400.00	200.00	400.00	2,000.00	0.00	2,400.00	16.67
10E000 2510 3900 00 000000	BUS MAN: OTHER	0.00	0.00	0.00	0.00	0.00	0.00	0.00

Account Number	Account Level Description Account Number	2023-24 Original Budget	August 2023-24 Monthly Activity	2023-24 FYTD Activity	2023-24 Available Funds	Encumbered Amount	2022-23 FY Activity	2023-24 FYTD %
10	EDUCATIONAL FUND							
10E000 2510 4100 00 000000	BUS MAN: SUPPLIES	1,071.00	201.58	339.86	124.26	606.88	5,488.56	31.73
10E000 2510 5400 00 000000	BUS MAN: CAPITAL OUTLAY	0.00	0.00	0.00	0.00	0.00	0.00	0.00
10E000 2510 6400 00 000000	BUS MAN: DUES/FEES	600.00	0.00	0.00	600.00	0.00	255.00	0.00
10E000 2520 1110 00 000000	Fiscal Serv: Salary	88,140.00	7,245.00	15,240.00	72,900.00	0.00	84,000.15	17.29
10E000 2520 2110 00 000000	FISCAL: TRS 9%	0.00	0.00	0.00	0.00	0.00	0.00	0.00
10E000 2520 2120 00 000000	FISCAL: IMRF	4,407.00	341.40	718.14	3,688.86	0.00	3,957.96	16.30
10E000 2520 2170 00 000000	FISCAL: TRS .58%	0.00	0.00	0.00	0.00	0.00	0.00	0.00
10E000 2520 2220 00 000000	FISCAL: HEALTH INSURANCE	16,040.00	1,336.64	2,609.64	13,430.36	0.00	15,160.26	16.27
10E000 2520 2250 00 000000	FISCAL: TRS HEALTH	0.00	0.00	0.00	0.00	0.00	0.00	0.00
10E000 2520 3170 00 000000	AUDIT	24,000.00	0.00	0.00	24,000.00	0.00	21,275.00	0.00
10E000 2520 3190 00 000000	STATE AID RECALCULATION SER	0.00	0.00	0.00	0.00	0.00	125.00	0.00
10E000 2520 3190 00 000002	Skyward Acct. Software	34,100.00	0.00	26,685.38	-1,550.38	8,965.00	34,625.14	78.26
10E000 2520 3190 00 000004	Public School Works Fee	9,000.00	0.00	0.00	9,000.00	0.00	9,458.00	0.00
10E000 2520 3190 00 000005	BOND DISCLOSURE SERVICE	2,500.00	0.00	0.00	2,500.00	0.00	2,500.00	0.00
10E000 2520 3320 00 000000	FISCAL: TRAVEL	3,000.00	0.00	0.00	3,000.00	0.00	2,367.74	0.00
10E000 2520 4100 00 000000	FISCAL: SUPPLIES	7,000.00	410.35	410.35	5,166.34	1,423.31	6,095.53	5.86
10E000 2520 5400 00 000000	Fiscal Capital Outlay	0.00	0.00	0.00	0.00	0.00	0.00	0.00
10E000 2520 6400 00 000000	FISCAL: DUES/FEES	3,500.00	814.00	814.00	2,686.00	0.00	1,314.00	23.26
10E000 2533 5230 03 020080	ARCHITECT MHS PHASE 4	0.00	0.00	0.00	0.00	0.00	0.00	0.00
10E965 2540 3190 30 000000		0.00	0.00	0.00	0.00	0.00	0.00	0.00
10E940 2540 4100 30 000000	Esser Grant General Supplie	0.00	0.00	0.00	0.00	0.00	0.00	0.00
10E965 2540 4100 30 000000	Esser III Supplies	6,849.00	267.86	267.86	6,581.14	0.00	0.00	3.91
10E940 2540 5400 30 000000	Esser Grant Capital Outlay	0.00	0.00	0.00	0.00	0.00	0.00	0.00
10E965 2540 5400 30 000000	Esser III Capital Outlay	14,756.00	0.00	0.00	14,756.00	0.00	0.00	0.00
10E000 2542 3190 00 000000	CRIMINAL BACKGROUND CHECKS	10,000.00	0.00	55.00	9,945.00	0.00	4,603.25	0.55
10E000 2545 3230 10 000000	DR ED: MAINT	600.00	0.00	0.00	600.00	0.00	330.00	0.00
10E000 2545 4100 10 000000	DR ED: SUPPLIES	4,000.00	160.78	677.80	3,322.20	0.00	2,148.85	16.95
10E000 2545 5400 10 000000	DR ED: CAP OUT	30,000.00	0.00	0.00	30,000.00	0.00	0.00	0.00
10E000 2560 1110 84 000000	FOOD SERV: SALARY, SUP	70,000.00	5,833.34	12,736.04	57,263.96	0.00	66,769.00	18.19
10E000 2560 1150 84 000000	FOOD SERV: SALARY, SEC	17,500.00	1,458.34	3,612.00	13,888.00	0.00	25,715.58	20.64
10E105 2560 1190 84 000000	ADAMS FOOD SERV COOKS SALAR	90,000.00	5,638.30	5,638.30	84,361.70	0.00	92,907.00	6.26
10E107 2560 1190 84 000000	JEFFERSON FOOD SERV COOKS S	65,000.00	4,113.14	4,113.14	60,886.86	0.00	66,185.39	6.33
10E108 2560 1190 84 000000	LINCOLN FOOD SERV COOKS SAL	152,000.00	6,151.89	6,151.89	145,848.11	0.00	145,994.51	4.05
10E109 2560 1190 84 000000	LONGFELLOW FOOD SERV COOKS	95,000.00	4,864.48	4,864.48	90,135.52	0.00	77,114.57	5.12
10E110 2560 1190 84 000000	WASHINGTON FOOD SERV COOKS	110,000.00	5,376.44	5,856.44	104,143.56	0.00	107,916.53	5.32
10E204 2560 1190 84 000000	JH COOK SALARY	165,000.00	6,494.68	6,494.68	158,505.32	0.00	141,092.34	3.94
10E303 2560 1190 84 000000	HS FOOD SERV COOKS SALARY	170,000.00	8,862.75	8,862.75	161,137.25	0.00	149,952.98	5.21
10E000 2560 1200 84 000000	FOOD SERV: SALARY, SUBS	3,000.00	0.00	0.00	3,000.00	0.00	0.00	0.00

Account Number	Account Level Description Account Number	2023-24 Original Budget	August 2023-24 Monthly Activity	2023-24 FYTD Activity	2023-24 Available Funds	Encumbered Amount	2022-23 FY Activity	2023-24 FYTD %
10	EDUCATIONAL FUND							
10E105 2560 1200 84 000000	ADAMS FOOD SERV SUB SALARY	2,000.00	0.00	0.00	2,000.00	0.00	1,139.25	0.00
10E107 2560 1200 84 000000	JEFFERSON FOOD SERV SUB SAL	2,000.00	0.00	0.00	2,000.00	0.00	6,970.00	0.00
10E108 2560 1200 84 000000	LINCOLN FOOD SERV SUB SALAR	10,000.00	39.00	39.00	9,961.00	0.00	2,392.00	0.39
10E109 2560 1200 84 000000	LONGFELLOW FOOD SERV SUB SA	10,000.00	0.00	0.00	10,000.00	0.00	15,291.50	0.00
10E110 2560 1200 84 000000	WASHINGTON FOOD SERV SUB SA	12,000.00	0.00	0.00	12,000.00	0.00	4,787.25	0.00
10E204 2560 1200 84 000000	JH SUB COOK SALARY	12,000.00	1,101.75	1,101.75	10,898.25	0.00	23,206.95	9.18
10E303 2560 1200 84 000000	HS FOOD SERV SUB COOK SALAR	15,000.00	832.00	832.00	14,168.00	0.00	6,043.50	5.55
10E105 2560 1300 84 000000	ADAMS FOOD SERV HOURLY SALA	1,000.00	0.00	0.00	1,000.00	0.00	19.00	0.00
10E107 2560 1300 84 000000	JEFFERSON FOOD SERV HOURLY	1,000.00	0.00	0.00	1,000.00	0.00	0.00	0.00
10E108 2560 1300 84 000000	LINCOLN FOOD SERV HOURLY SA	1,000.00	0.00	0.00	1,000.00	0.00	528.30	0.00
10E109 2560 1300 84 000000	LONGFELLOW FOOD SERV HOURL	1,000.00	0.00	0.00	1,000.00	0.00	166.95	0.00
10E110 2560 1300 84 000000	WASHINGTON FOOD SERV HOURLY	1,000.00	0.00	0.00	1,000.00	0.00	909.38	0.00
10E204 2560 1300 84 000000	JH FOOD SERVICE HOURLY	1,000.00	27.85	27.85	972.15	0.00	214.35	2.79
10E303 2560 1300 84 000000	HS FOOD SERV HOURLY SALARY	1,000.00	0.00	0.00	1,000.00	0.00	94.68	0.00
10E960 2560 1300 30 000000	ESSER II FOOD SERVICE SALAR	3,510.00	0.00	3,510.00	0.00	0.00	46,245.00	100.00
10E965 2560 1300 30 000000	ESSER III Food Service	55,000.00	0.00	0.00	55,000.00	0.00	0.00	0.00
10E105 2560 1310 84 000000	ADAMS FOOD SERV OVERTIME SA	500.00	0.00	0.00	500.00	0.00	300.03	0.00
10E107 2560 1310 84 000000	JEFFERSON FOOD SERV OVERTIM	500.00	0.00	0.00	500.00	0.00	544.74	0.00
10E108 2560 1310 84 000000	LINCOLN FOOD SERV OVERTIME	1,500.00	0.00	0.00	1,500.00	0.00	1,580.32	0.00
10E109 2560 1310 84 000000	LONGFELLOW FOOD SERV OVERT	1,000.00	0.00	0.00	1,000.00	0.00	942.96	0.00
10E110 2560 1310 84 000000	WASHINGTON FOOD SERV OVERTI	500.00	0.00	0.00	500.00	0.00	119.49	0.00
10E204 2560 1310 84 000000	JH FOOD SERVICE OVERTIME	4,000.00	233.43	233.43	3,766.57	0.00	4,077.85	5.84
10E303 2560 1310 84 000000	HS FOOD SERV OVERTIME SALAR	5,000.00	120.07	120.07	4,879.93	0.00	5,865.58	2.40
10E000 2560 2120 84 000000	FOOD SERV: IMRF	5,000.00	343.58	770.31	4,229.69	0.00	4,357.79	15.41
10E105 2560 2120 84 000000	ADAMS FOOD SERV IMRF	4,525.00	265.68	265.68	4,259.32	0.00	4,392.79	5.87
10E107 2560 2120 84 000000	JEFFERSON FOOD SERV IMRF	3,275.00	193.81	193.81	3,081.19	0.00	3,144.33	5.92
10E108 2560 2120 84 000000	LINCOLN FOOD SERV IMRF	7,675.00	289.87	289.87	7,385.13	0.00	6,978.52	3.78
10E109 2560 2120 84 000000	LONGFELLOW FOOD SERV IMRF	4,800.00	229.21	229.21	4,570.79	0.00	3,685.91	4.78
10E110 2560 2120 84 000000	WASHINGTON FOOD SERV IMRF	5,765.00	253.34	275.96	5,489.04	0.00	5,133.52	4.79
10E204 2560 2120 84 000000	JH FOOD SERVICE IMRF	8,450.00	318.34	318.34	8,131.66	0.00	7,001.99	3.77
10E303 2560 2120 84 000000	HS FOOD SERV IMRF	8,750.00	423.26	423.26	8,326.74	0.00	7,346.57	4.84
10E960 2560 2120 30 000000		165.00	0.00	165.41	-0.41	0.00	2,179.11	100.25
10E965 2560 2120 30 000000	ESSER III Food IMRF	2,750.00	0.00	0.00	2,750.00	0.00	0.00	0.00
10E105 2560 2220 84 000000	ADAMS FOOD SERV HEALTH INS	32,000.00	0.00	0.00	32,000.00	0.00	29,881.94	0.00
10E107 2560 2220 84 000000	JEFFERSON FOOD SERV HEALTH	9,200.00	0.00	0.00	9,200.00	0.00	0.00	0.00
10E108 2560 2220 84 000000	LINCOLN FOOD SERV HEALTH IN	25,000.00	0.00	0.00	25,000.00	0.00	16,911.72	0.00
10E109 2560 2220 84 000000	LONGFELLOW FOOD SERV HEALT	21,000.00	0.00	0.00	21,000.00	0.00	10,063.81	0.00
10E110 2560 2220 84 000000	WASHINGTON FOOD SERV HEALTH	15,000.00	0.00	0.00	15,000.00	0.00	0.00	0.00

Account Number	Account Level Description Account Number	2023-24 Original Budget	August 2023-24 Monthly Activity	2023-24 FYTD Activity	2023-24 Available Funds	Encumbered Amount	2022-23 FY Activity	2023-24 FYTD %
10	EDUCATIONAL FUND							
10E204 2560 2220 84 000000	JH FOOD SERVICE HEALTH	30,000.00	0.00	0.00	30,000.00	0.00	9,340.20	0.00
10E303 2560 2220 84 000000	HS FOOD SERV HEALTH INSURAN	47,000.00	0.00	0.00	47,000.00	0.00	42,674.71	0.00
10E000 2560 3190 84 000000	FOOD SERV: OTHER PURCHASED	10,000.00	0.00	0.00	10,000.00	0.00	4,711.06	0.00
10E000 2560 3190 84 000001	FOOD SERV: POS SYSTEM	0.00	0.00	0.00	0.00	0.00	0.00	0.00
10E105 2560 3190 84 000000	ADAMS FOOD SERV OTHER PURCH	100.00	0.00	0.00	100.00	0.00	0.00	0.00
10E107 2560 3190 84 000000	JEFFERSON FOOD SERV OTHER P	100.00	432.85	432.85	-332.85	0.00	0.00	432.85
10E108 2560 3190 84 000000	LINCOLN FOOD SERV OTHER PUR	100.00	0.00	0.00	100.00	0.00	0.00	0.00
10E109 2560 3190 84 000000	LONGFELLOW FOOD SERV OTHER	4,200.00	0.00	0.00	4,200.00	0.00	4,185.32	0.00
10E110 2560 3190 84 000000	WASHINGTON FOOD SERV OTHER	8,000.00	0.00	0.00	7,825.00	175.00	7,711.23	0.00
10E204 2560 3190 84 000000	JH FOOD SERV OTHER PURCHASE	100.00	0.00	0.00	100.00	0.00	0.00	0.00
10E303 2560 3190 84 000000	HS FOOD SERV PURCHASED SERV	100.00	0.00	0.00	100.00	0.00	0.00	0.00
10E000 2560 3230 84 000000	FOOD SERV: MAINT - REPR	3,000.00	0.00	0.00	3,000.00	0.00	2,458.96	0.00
10E105 2560 3230 84 000000	ADAMS FOOD SERV MAINT/REPAI	4,100.00	0.00	0.00	4,100.00	0.00	2,021.55	0.00
10E107 2560 3230 84 000000	JEFFERSON FOOD SERV MAINT/R	2,000.00	818.37	818.37	1,181.63	0.00	1,755.53	40.92
10E108 2560 3230 84 000000	LINCOLN FOOD SERV MAINT/REP	3,000.00	0.00	0.00	3,000.00	0.00	130.00	0.00
10E109 2560 3230 84 000000	LONGFELLOW FOOD SERV MAINT/	4,000.00	436.21	436.21	3,563.79	0.00	3,124.25	10.91
10E110 2560 3230 84 000000	WASHINGTON FOOD SERV MAINT/	3,000.00	2,224.78	2,224.78	775.22	0.00	1,544.86	74.16
10E204 2560 3230 84 000000	JH FOOD SERV MAINTENANCE/RE	5,000.00	1,179.07	1,179.07	3,820.93	0.00	7,287.57	23.58
10E303 2560 3230 84 000000	HS FOOD SERV MAINT/REPAIR	10,000.00	0.00	0.00	10,000.00	0.00	5,337.97	0.00
10E000 2560 3320 84 000000	FOOD SERV: TRAVEL SUP/HD	900.00	897.24	897.24	2.76	0.00	138.60	99.69
10E105 2560 3320 84 000000	ADAMS FOOD SERV TRAVEL	600.00	0.00	0.00	826.80	0.00	253.20	0.00
10E107 2560 3320 84 000000	JEFFERSON FOOD SERV TRAVEL	100.00	0.00	0.00	100.00	0.00	0.00	0.00
10E108 2560 3320 84 000000	LINCOLN FOOD SERV TRAVEL	100.00	0.00	0.00	100.00	0.00	5,547.75	0.00
10E109 2560 3320 84 000000	LONGFELLOW FOOD SERV TRAVEL	100.00	0.00	0.00	100.00	0.00	0.00	0.00
10E110 2560 3320 84 000000	WASHINGTON FOOD SERV TRAVEL	300.00	0.00	0.00	300.00	0.00	0.00	0.00
10E204 2560 3320 84 000000	JH FOOD SERV TRAVEL	0.00	0.00	0.00	0.00	0.00	0.00	0.00
10E303 2560 3320 84 000000	HS FOOD SERV TRAVEL	100.00	0.00	0.00	100.00	0.00	0.00	0.00
10E000 2560 4100 84 000000	FOOD SERV: SUPPLIES	60,000.00	31.99	1,632.02	58,296.54	71.44	45,731.23	2.72
10E000 2560 4100 84 429900	Supply Chain Assist Supplie	28,150.00	924.04	924.04	27,225.96	0.00	167,418.60	3.28
10E105 2560 4100 84 000000	ADAMS FOOD SERV SUPPLIES	75,000.00	329.74	536.26	74,463.74	0.00	62,662.15	0.72
10E107 2560 4100 84 000000	JEFFERSON FOOD SERV SUPPLIE	95,000.00	146.04	146.04	94,853.96	0.00	84,413.25	0.15
10E108 2560 4100 84 000000	LINCOLN FOOD SERV SUPPLIES	150,000.00	8,026.48	10,216.39	139,783.61	0.00	132,752.70	6.81
10E109 2560 4100 84 000000	LONGFELLOW FOOD SERV SUPPLI	80,000.00	0.00	0.00	80,000.00	0.00	68,424.41	0.00
10E110 2560 4100 84 000000	WASHINGTON FOOD SERV SUPPLI	165,000.00	418.03	418.03	164,581.97	0.00	101,944.91	0.25
10E204 2560 4100 84 000000	JH FOOD SERVICE SUPPLIES	180,000.00	0.00	0.00	180,000.00	0.00	169,122.83	0.00
10E303 2560 4100 84 000000	HS FOOD SERV SUPPLIES	200,000.00	2,957.15	3,937.84	196,062.16	0.00	165,810.95	1.97
10E000 2560 4150 84 000000	FOOD SERV: FREIGHT	0.00	0.00	0.00	0.00	0.00	0.00	0.00
10E105 2560 4150 84 000000	ADAMS FOOD SERV COMMODITY F	0.00	2,437.62	2,437.62	-2,437.62	0.00	0.00	0.00

Account Number	Account Level Description Account Number	2023-24 Original Budget	August 2023-24 Monthly Activity	2023-24 FYTD Activity	2023-24 Available Funds	Encumbered Amount	2022-23 FY Activity	2023-24 FYTD %
10	EDUCATIONAL FUND							
10E107 2560 4150 84 000000	JEFFESON FOOD SERV COMMODIT	0.00	4,057.22	4,057.22	-4,057.22	0.00	0.00	0.00
10E108 2560 4150 84 000000	LINCOLN FOOD SERV COMMODITY	0.00	0.00	0.00	0.00	0.00	0.00	0.00
10E109 2560 4150 84 000000	LONGFELLOW FOOD SERV COMMOD	0.00	0.00	0.00	0.00	0.00	0.00	0.00
10E110 2560 4150 84 000000	WASHINGTON FOOD SERV COMMOD	0.00	4,501.78	4,501.78	-4,501.78	0.00	0.00	0.00
10E204 2560 4150 84 000000	JH FOOD SERV FREIGHT	0.00	0.00	0.00	0.00	0.00	0.00	0.00
10E303 2560 4150 84 000000	HS FOOD SERV COMMOD FREIGHT	0.00	0.00	0.00	0.00	0.00	0.00	0.00
10E000 2560 5400 84 000000	Food Service Equipment	1,500.00	0.00	0.00	1,500.00	0.00	0.00	0.00
10E105 2560 5400 84 000000	ADAMS FOOD SERV EQUIPMENT	1,000.00	0.00	0.00	1,000.00	0.00	0.00	0.00
10E107 2560 5400 84 000000	JEFFERSON FOOD SERV EQUIPME	4,000.00	0.00	0.00	4,000.00	0.00	0.00	0.00
10E108 2560 5400 84 000000	LINCOLN FOOD SERV EQUIPMENT	4,000.00	0.00	0.00	4,000.00	0.00	0.00	0.00
10E109 2560 5400 84 000000	LONGFELLOW FOOD SERV EQUIPM	1,000.00	0.00	0.00	1,000.00	0.00	0.00	0.00
10E110 2560 5400 84 000000	WASHINGTON FOOD SERV EQUIPM	4,000.00	0.00	0.00	4,000.00	0.00	0.00	0.00
10E204 2560 5400 84 000000	JH FOOD SERV CAPITAL OUTLAY	5,000.00	0.00	0.00	5,000.00	0.00	0.00	0.00
10E303 2560 5400 84 000000	HS FOOD SERV CAPITAL OUTLAY	35,000.00	0.00	0.00	35,000.00	0.00	0.00	0.00
10E000 2560 6400 84 000000	FOOD SERV: DUES/FEES	2,000.00	0.00	0.00	2,000.00	0.00	0.00	0.00
10E105 2560 6400 84 000000	ADAMS FOOD SERV DUES/FEES	0.00	0.00	0.00	0.00	0.00	0.00	0.00
10E107 2560 6400 84 000000	JEFFERSON FOOD SERV DUES/FE	0.00	0.00	0.00	0.00	0.00	0.00	0.00
10E108 2560 6400 84 000000	LINCOLN FOOD SERV DUES/FEES	0.00	0.00	0.00	0.00	0.00	0.00	0.00
10E109 2560 6400 84 000000	LONGFELLOW FOOD SERV DUES/F	0.00	0.00	0.00	0.00	0.00	0.00	0.00
10E110 2560 6400 84 000000	WASHINGTON FOOD SERV DUES/F	0.00	0.00	0.00	0.00	0.00	0.00	0.00
10E204 2560 6400 84 000000	JH FOOD SERV DUES/FEES	0.00	0.00	0.00	0.00	0.00	0.00	0.00
10E303 2560 6400 84 000000	HS FOOD SERV DUES/FEES	0.00	0.00	0.00	0.00	0.00	0.00	0.00
10E000 2900 1120 00 000000	LOCAL HOMELESS SALARY	0.00	0.00	0.00	0.00	0.00	2,695.80	0.00
10E902 2900 1120 30 000000	Homeless Title I	0.00	0.00	0.00	0.00	0.00	0.00	0.00
10E902 2900 1120 30 105000	AD TITILE I HOMELESS	0.00	0.00	0.00	0.00	0.00	811.00	0.00
10E902 2900 1120 30 107000	JE TITILE I HOMELESS	0.00	0.00	0.00	0.00	0.00	811.00	0.00
10E902 2900 1120 30 108000	LI TITILE I HOMELESS	0.00	0.00	0.00	0.00	0.00	811.00	0.00
10E902 2900 1120 30 109000	LO TITILE I HOMELESS	0.00	0.00	0.00	0.00	0.00	811.00	0.00
10E902 2900 1120 30 110000	WA TITILE I HOMELESS	0.00	0.00	0.00	0.00	0.00	811.08	0.00
10E902 2900 1200 30 000000	TITLE I HOMELESS AIDE	0.00	0.00	0.00	0.00	0.00	0.00	0.00
10E902 2900 1200 30 105000	ADAMS TITLE I HOMELESS SALA	0.00	0.00	0.00	0.00	0.00	0.00	0.00
10E902 2900 1200 30 107000	JEFFER TITLE I HOMELESS SAL	0.00	0.00	0.00	0.00	0.00	0.00	0.00
10E902 2900 1200 30 108000	LINCOL TITLE I HOMELESS SAL	0.00	0.00	0.00	0.00	0.00	0.00	0.00
10E902 2900 1200 30 109000	LONGFE TITLE I HOMELESS SAL	0.00	0.00	0.00	0.00	0.00	0.00	0.00
10E902 2900 1200 30 110000	WASHIN TITLE I HOMELESS SAL	0.00	0.00	0.00	0.00	0.00	0.00	0.00
10E930 2900 1200 30 105000	AD TITLE I HOMELESS	0.00	0.00	0.00	0.00	0.00	0.00	0.00
10E930 2900 1200 30 107000	JE TITLE I HOMELESS	0.00	0.00	0.00	0.00	0.00	0.00	0.00
10E930 2900 1200 30 108000	LI TITLE I HOMELESS	0.00	0.00	0.00	0.00	0.00	0.00	0.00

Account Number	Account Level Description Account Number	2023-24 Original Budget	August 2023-24 Monthly Activity	2023-24 FYTD Activity	2023-24 Available Funds	Encumbered Amount	2022-23 FY Activity	2023-24 FYTD %
10	EDUCATIONAL FUND							
10E930 2900 1200 30 109000	LO TITLE I HOMELESS	0.00	0.00	0.00	0.00	0.00	0.00	0.00
10E930 2900 1200 30 110000	WA TITLE I HOMELESS	0.00	0.00	0.00	0.00	0.00	1,050.00	0.00
10E902 2900 2100 30 105000		0.00	0.00	0.00	0.00	0.00	0.00	0.00
10E902 2900 2100 30 107000		0.00	0.00	0.00	0.00	0.00	0.00	0.00
10E902 2900 2100 30 108000		0.00	0.00	0.00	0.00	0.00	0.00	0.00
10E902 2900 2100 30 109000		0.00	0.00	0.00	0.00	0.00	0.00	0.00
10E902 2900 2100 30 110000		0.00	0.00	0.00	0.00	0.00	0.00	0.00
10E930 2900 2100 30 105000		0.00	0.00	0.00	0.00	0.00	0.00	0.00
10E930 2900 2100 30 107000		0.00	0.00	0.00	0.00	0.00	0.00	0.00
10E930 2900 2100 30 108000		0.00	0.00	0.00	0.00	0.00	0.00	0.00
10E930 2900 2100 30 109000		0.00	0.00	0.00	0.00	0.00	0.00	0.00
10E930 2900 2100 30 110000		0.00	0.00	0.00	0.00	0.00	121.04	0.00
10E000 2900 2110 00 000000		0.00	0.00	0.00	0.00	0.00	0.00	0.00
10E902 2900 2110 30 105000		0.00	0.00	0.00	0.00	0.00	0.00	0.00
10E902 2900 2110 30 107000		0.00	0.00	0.00	0.00	0.00	0.00	0.00
10E902 2900 2110 30 108000		0.00	0.00	0.00	0.00	0.00	0.00	0.00
10E902 2900 2110 30 109000		0.00	0.00	0.00	0.00	0.00	0.00	0.00
10E902 2900 2110 30 110000		0.00	0.00	0.00	0.00	0.00	0.00	0.00
10E930 2900 2110 30 105000		0.00	0.00	0.00	0.00	0.00	0.00	0.00
10E930 2900 2110 30 107000		0.00	0.00	0.00	0.00	0.00	0.00	0.00
10E930 2900 2110 30 108000		0.00	0.00	0.00	0.00	0.00	0.00	0.00
10E930 2900 2110 30 109000		0.00	0.00	0.00	0.00	0.00	0.00	0.00
10E930 2900 2110 30 110000		0.00	0.00	0.00	0.00	0.00	103.84	0.00
10E902 2900 2120 30 105000	AD TITLE I IMRF	0.00	0.00	0.00	0.00	0.00	0.00	0.00
10E902 2900 2120 30 107000	JE TITLE I IMRF	0.00	0.00	0.00	0.00	0.00	0.00	0.00
10E902 2900 2120 30 108000	LI TITLE I IMRF	0.00	0.00	0.00	0.00	0.00	0.00	0.00
10E902 2900 2120 30 109000	LO TITLE I IMRF	0.00	0.00	0.00	0.00	0.00	0.00	0.00
10E902 2900 2120 30 110000	WA TITLE I IMRF	0.00	0.00	0.00	0.00	0.00	0.00	0.00
10E930 2900 2120 30 000000	TITLE I IMRF	0.00	0.00	0.00	0.00	0.00	0.00	0.00
10E930 2900 2120 30 105000	AD TITLE I IMRF	0.00	0.00	0.00	0.00	0.00	0.00	0.00
10E930 2900 2120 30 107000	JE TITLE I IMRF	0.00	0.00	0.00	0.00	0.00	0.00	0.00
10E930 2900 2120 30 108000	LI TITLE I IMRF	0.00	0.00	0.00	0.00	0.00	0.00	0.00
10E930 2900 2120 30 109000	LO TITLE I IMRF	0.00	0.00	0.00	0.00	0.00	0.00	0.00
10E930 2900 2120 30 110000	WA TITLE I IMRF	0.00	0.00	0.00	0.00	0.00	0.00	0.00
10E000 2900 2170 00 000000		0.00	0.00	0.00	0.00	0.00	0.00	0.00
10E902 2900 2170 30 105000		0.00	0.00	0.00	0.00	0.00	0.00	0.00
10E902 2900 2170 30 107000		0.00	0.00	0.00	0.00	0.00	0.00	0.00
10E902 2900 2170 30 108000		0.00	0.00	0.00	0.00	0.00	0.00	0.00

Account Number	Account Level Description Account Number	2023-24 Original Budget	August 2023-24 Monthly Activity	2023-24 FYTD Activity	2023-24 Available Funds	Encumbered Amount	2022-23 FY Activity	2023-24 FYTD %
10	EDUCATIONAL FUND							
10E902 2900 2170 30 109000		0.00	0.00	0.00	0.00	0.00	0.00	0.00
10E902 2900 2170 30 110000		0.00	0.00	0.00	0.00	0.00	0.00	0.00
10E930 2900 2170 30 105000		0.00	0.00	0.00	0.00	0.00	0.00	0.00
10E930 2900 2170 30 107000		0.00	0.00	0.00	0.00	0.00	0.00	0.00
10E930 2900 2170 30 108000		0.00	0.00	0.00	0.00	0.00	0.00	0.00
10E930 2900 2170 30 109000		0.00	0.00	0.00	0.00	0.00	0.00	0.00
10E930 2900 2170 30 110000		0.00	0.00	0.00	0.00	0.00	6.70	0.00
10E902 2900 2220 30 105000		0.00	0.00	0.00	0.00	0.00	190.68	0.00
10E902 2900 2220 30 107000		0.00	0.00	0.00	0.00	0.00	190.68	0.00
10E902 2900 2220 30 108000		0.00	0.00	0.00	0.00	0.00	190.68	0.00
10E902 2900 2220 30 109000		0.00	0.00	0.00	0.00	0.00	190.68	0.00
10E902 2900 2220 30 110000		0.00	0.00	0.00	0.00	0.00	190.70	0.00
10E930 2900 2220 30 105000		0.00	0.00	0.00	0.00	0.00	0.00	0.00
10E930 2900 2220 30 107000		0.00	0.00	0.00	0.00	0.00	0.00	0.00
10E930 2900 2220 30 108000		0.00	0.00	0.00	0.00	0.00	0.00	0.00
10E930 2900 2220 30 109000		0.00	0.00	0.00	0.00	0.00	-72.33	0.00
10E930 2900 2220 30 110000		0.00	0.00	0.00	0.00	0.00	72.33	0.00
10E000 2900 2250 00 000000		0.00	0.00	0.00	0.00	0.00	0.00	0.00
10E902 2900 2250 30 105000		0.00	0.00	0.00	0.00	0.00	0.00	0.00
10E902 2900 2250 30 107000		0.00	0.00	0.00	0.00	0.00	0.00	0.00
10E902 2900 2250 30 108000		0.00	0.00	0.00	0.00	0.00	0.00	0.00
10E902 2900 2250 30 109000		0.00	0.00	0.00	0.00	0.00	0.00	0.00
10E902 2900 2250 30 110000		0.00	0.00	0.00	0.00	0.00	0.00	0.00
10E930 2900 2250 30 105000		0.00	0.00	0.00	0.00	0.00	0.00	0.00
10E930 2900 2250 30 107000		0.00	0.00	0.00	0.00	0.00	0.00	0.00
10E930 2900 2250 30 108000		0.00	0.00	0.00	0.00	0.00	0.00	0.00
10E930 2900 2250 30 109000		0.00	0.00	0.00	0.00	0.00	0.00	0.00
10E930 2900 2250 30 110000		0.00	0.00	0.00	0.00	0.00	18.11	0.00
10E902 2900 3190 30 000000	Title I Purchase Services	2,000.00	0.00	0.00	2,000.00	0.00	0.00	0.00
10E941 2900 3190 00 000000	ARP-MCKINNEY VENTO PURCH SE	0.00	0.00	0.00	0.00	0.00	390.00	0.00
10E902 2900 4100 30 000000	TITLE I: HOMESLESS SUPPLIE	2,000.00	0.00	0.00	2,000.00	0.00	0.00	0.00
10E902 2900 4100 30 105000	ADAMS TITLE I HOMELESS SUPP	0.00	0.00	0.00	0.00	0.00	0.00	0.00
10E902 2900 4100 30 107000	JEF TITLE I HOMELESS SUPPLI	0.00	0.00	0.00	0.00	0.00	0.00	0.00
10E902 2900 4100 30 108000	LIN TITLE I HOMELESS SUPPLI	0.00	0.00	0.00	0.00	0.00	0.00	0.00
10E902 2900 4100 30 109000	LONG TITLE I HOMELESS SUPPL	0.00	0.00	0.00	0.00	0.00	0.00	0.00
10E902 2900 4100 30 110000	WASH TITLE I HOMELESS SUPPL	0.00	0.00	0.00	0.00	0.00	0.00	0.00
10E930 2900 4100 30 000000	TITLE I: HOMELESS SUPPLIES	0.00	0.00	0.00	0.00	0.00	0.00	0.00
10E930 2900 4100 30 105000	AD TITLE HOMELESS SUPPLIES	0.00	0.00	0.00	0.00	0.00	0.00	0.00

Account Number	Account Level Description Account Number	2023-24 Original Budget	August 2023-24 Monthly Activity	2023-24 FYTD Activity	2023-24 Available Funds	Encumbered Amount	2022-23 FY Activity	2023-24 FYTD %
10	EDUCATIONAL FUND							
10E930 2900 4100 30 107000	JE TITLE HOMELESS SUPPLIES	0.00	0.00	0.00	0.00	0.00	0.00	0.00
10E930 2900 4100 30 108000	LI TITLE HOMELESS SUPPLIES	0.00	0.00	0.00	0.00	0.00	0.00	0.00
10E930 2900 4100 30 109000	LO TITLE HOMELESS SUPPLIES	0.00	0.00	0.00	0.00	0.00	0.00	0.00
10E930 2900 4100 30 110000	WA TITLE HOMELESS SUPPLIES	0.00	0.00	0.00	0.00	0.00	0.00	0.00
10E902 3900 1140 30 000000	TITLE I COM SERVICE SALARY	22,600.00	0.00	0.00	22,600.00	0.00	0.00	0.00
10E902 3900 1140 30 105000	ADAMS TITLE I COM SER SAL	0.00	0.00	0.00	0.00	0.00	857.08	0.00
10E902 3900 1140 30 107000	JEFF TITLE I COM SER SAL	0.00	0.00	0.00	0.00	0.00	857.08	0.00
10E902 3900 1140 30 108000	LINC TITLE I COM SER SAL	0.00	0.00	0.00	0.00	0.00	857.08	0.00
10E902 3900 1140 30 109000	LONG TITLE I COM SER SAL	0.00	0.00	0.00	0.00	0.00	857.08	0.00
10E902 3900 1140 30 110000	WASH TITLE I COM SER SAL	0.00	0.00	0.00	0.00	0.00	857.12	0.00
10E930 3900 1140 30 000000	TITLE I: COM. SERV SAL	3,360.00	0.00	0.00	3,360.00	0.00	0.00	0.00
10E930 3900 1140 30 105000	AD TITLE SALARY	0.00	420.00	840.00	-840.00	0.00	3,990.00	0.00
10E930 3900 1140 30 107000	JE TITLE SALARY	0.00	420.00	840.00	-840.00	0.00	3,990.00	0.00
10E930 3900 1140 30 108000	LI TITLE SALARY	0.00	420.00	840.00	-840.00	0.00	3,990.00	0.00
10E930 3900 1140 30 109000	LO TITLE SALARY	0.00	420.00	840.00	-840.00	0.00	3,990.00	0.00
10E930 3900 1140 30 110000	WA TITLE SALARY	0.00	420.00	840.00	-840.00	0.00	3,990.00	0.00
10E930 3900 1200 30 105000		0.00	0.00	0.00	0.00	0.00	0.00	0.00
10E930 3900 1200 30 107000		0.00	0.00	0.00	0.00	0.00	0.00	0.00
10E930 3900 1200 30 108000		0.00	0.00	0.00	0.00	0.00	0.00	0.00
10E930 3900 1200 30 109000		0.00	0.00	0.00	0.00	0.00	0.00	0.00
10E930 3900 1200 30 110000		0.00	0.00	0.00	0.00	0.00	0.00	0.00
10E902 3900 2100 30 000000	TITLE I FED TRS	3,200.00	0.00	0.00	3,200.00	0.00	0.00	0.00
10E902 3900 2100 30 105000	AD TITLE I FED TRS	0.00	0.00	0.00	0.00	0.00	0.00	0.00
10E902 3900 2100 30 107000	JE TITLE I FED TRS	0.00	0.00	0.00	0.00	0.00	0.00	0.00
10E902 3900 2100 30 108000	LI TITLE I FED TRS	0.00	0.00	0.00	0.00	0.00	0.00	0.00
10E902 3900 2100 30 109000	LO TITLE I FED TRS	0.00	0.00	0.00	0.00	0.00	0.00	0.00
10E902 3900 2100 30 110000	WA TITLE I FED TRS	0.00	0.00	0.00	0.00	0.00	0.00	0.00
10E930 3900 2100 30 000000	TITLE I FED TRS	0.00	0.00	0.00	0.00	0.00	0.00	0.00
10E930 3900 2100 30 105000		0.00	0.00	0.00	0.00	0.00	556.81	0.00
10E930 3900 2100 30 107000		0.00	0.00	0.00	0.00	0.00	556.81	0.00
10E930 3900 2100 30 108000		0.00	0.00	0.00	0.00	0.00	556.81	0.00
10E930 3900 2100 30 109000		0.00	0.00	0.00	0.00	0.00	556.81	0.00
10E930 3900 2100 30 110000		0.00	0.00	0.00	0.00	0.00	556.66	0.00
10E902 3900 2110 30 000000	TITLE I 9.4% TRS	2,700.00	0.00	0.00	2,700.00	0.00	0.00	0.00
10E902 3900 2110 30 105000	AD TITLE I TRS	0.00	0.00	0.00	0.00	0.00	0.00	0.00
10E902 3900 2110 30 107000	JE TITLE I TRS	0.00	0.00	0.00	0.00	0.00	0.00	0.00
10E902 3900 2110 30 108000	LI TITLE I TRS	0.00	0.00	0.00	0.00	0.00	0.00	0.00
10E902 3900 2110 30 109000	LO TITLE I TRS	0.00	0.00	0.00	0.00	0.00	0.00	0.00

Account Number	Account Level Description Account Number	2023-24 Original Budget	August 2023-24 Monthly Activity	2023-24 FYTD Activity	2023-24 Available Funds	Encumbered Amount	2022-23 FY Activity	2023-24 FYTD %
10	EDUCATIONAL FUND							
10E902 3900 2110 30 110000	WA TITLE I TRS	0.00	0.00	0.00	0.00	0.00	0.00	0.00
10E930 3900 2110 30 000000	TITLE I 9% TRS	0.00	0.00	0.00	0.00	0.00	0.00	0.00
10E930 3900 2110 30 105000		0.00	0.00	0.00	0.00	0.00	477.70	0.00
10E930 3900 2110 30 107000		0.00	0.00	0.00	0.00	0.00	477.70	0.00
10E930 3900 2110 30 108000		0.00	0.00	0.00	0.00	0.00	477.70	0.00
10E930 3900 2110 30 109000		0.00	0.00	0.00	0.00	0.00	477.70	0.00
10E930 3900 2110 30 110000		0.00	0.00	0.00	0.00	0.00	477.56	0.00
10E902 3900 2170 30 000000	TITLE I: .58% TRS	200.00	0.00	0.00	200.00	0.00	0.00	0.00
10E902 3900 2170 30 105000	AD TITLE I .58% TRS	0.00	0.00	0.00	0.00	0.00	0.00	0.00
10E902 3900 2170 30 107000	JE TITLE I .58% TRS	0.00	0.00	0.00	0.00	0.00	0.00	0.00
10E902 3900 2170 30 108000	LI TITLE I .58% TRS	0.00	0.00	0.00	0.00	0.00	0.00	0.00
10E902 3900 2170 30 109000	LO TITLE I .58% TRS	0.00	0.00	0.00	0.00	0.00	0.00	0.00
10E902 3900 2170 30 110000	WA TITLE I .58% TRS	0.00	0.00	0.00	0.00	0.00	0.00	0.00
10E930 3900 2170 30 000000	TITLE I .58% TRS	0.00	0.00	0.00	0.00	0.00	0.00	0.00
10E930 3900 2170 30 105000		0.00	0.00	0.00	0.00	0.00	30.82	0.00
10E930 3900 2170 30 107000		0.00	0.00	0.00	0.00	0.00	30.82	0.00
10E930 3900 2170 30 108000		0.00	0.00	0.00	0.00	0.00	30.82	0.00
10E930 3900 2170 30 109000		0.00	0.00	0.00	0.00	0.00	30.82	0.00
10E930 3900 2170 30 110000		0.00	0.00	0.00	0.00	0.00	30.81	0.00
10E902 3900 2220 30 000000	TITLE I HEALTH INSURANCE	0.00	0.00	0.00	0.00	0.00	0.00	0.00
10E902 3900 2220 30 105000		0.00	0.00	0.00	0.00	0.00	138.14	0.00
10E902 3900 2220 30 107000		0.00	0.00	0.00	0.00	0.00	138.14	0.00
10E902 3900 2220 30 108000		0.00	0.00	0.00	0.00	0.00	138.14	0.00
10E902 3900 2220 30 109000		0.00	0.00	0.00	0.00	0.00	138.14	0.00
10E902 3900 2220 30 110000		0.00	0.00	0.00	0.00	0.00	138.04	0.00
10E930 3900 2220 30 000000	TITLE I: HEALTH INSURANCE	0.00	0.00	0.00	0.00	0.00	0.00	0.00
10E902 3900 2250 30 000000	TITLE I THIS INS	500.00	0.00	0.00	500.00	0.00	0.00	0.00
10E902 3900 2250 30 105000	AD TITLE I TRS HEALTH INS	0.00	0.00	0.00	0.00	0.00	0.00	0.00
10E902 3900 2250 30 107000	JE TITLE I TRS HEALTH INS	0.00	0.00	0.00	0.00	0.00	0.00	0.00
10E902 3900 2250 30 108000	LI TITLE I TRS HEALTH INS	0.00	0.00	0.00	0.00	0.00	0.00	0.00
10E902 3900 2250 30 109000	LO TITLE I TRS HEALTH INS	0.00	0.00	0.00	0.00	0.00	0.00	0.00
10E902 3900 2250 30 110000	WA TITLE I TRS HEALTH INS	0.00	0.00	0.00	0.00	0.00	0.00	0.00
10E930 3900 2250 30 000000	TITLE I TRS HEALTH	0.00	0.00	0.00	0.00	0.00	0.00	0.00
10E930 3900 2250 30 105000		0.00	0.00	0.00	0.00	0.00	83.30	0.00
10E930 3900 2250 30 107000		0.00	0.00	0.00	0.00	0.00	83.30	0.00
10E930 3900 2250 30 108000		0.00	0.00	0.00	0.00	0.00	83.30	0.00
10E930 3900 2250 30 109000		0.00	0.00	0.00	0.00	0.00	83.30	0.00
10E930 3900 2250 30 110000		0.00	0.00	0.00	0.00	0.00	83.36	0.00

Account Number	Account Level Description Account Number	2023-24 Original Budget	August 2023-24 Monthly Activity	2023-24 FYTD Activity	2023-24 Available Funds	Encumbered Amount	2022-23 FY Activity	2023-24 FYTD %
10	EDUCATIONAL FUND							
10E000 3901 1140 00 000000	AFTERCATS SALARY	8,000.00	52.00	52.00	7,948.00	0.00	7,130.25	0.65
10E105 3901 1140 00 000000	ADAMS AFTERCATS SALARY	20,000.00	198.75	198.75	19,801.25	0.00	5,655.67	0.99
10E107 3901 1140 00 000000	JEFFERSON AFTERCATS SALARY	20,000.00	362.40	362.40	19,637.60	0.00	12,374.64	1.81
10E108 3901 1140 00 000000	LINCOLN AFTERCATS SALARY	32,000.00	1,305.07	1,305.07	30,694.93	0.00	34,595.57	4.08
10E109 3901 1140 00 000000	LONGFELLOW AFTERCATS SALARY	22,000.00	712.80	712.80	21,287.20	0.00	15,331.86	3.24
10E110 3901 1140 00 000000	WASHINGTON AFTERCATS SALARY	33,000.00	894.23	894.23	32,105.77	0.00	15,840.95	2.71
10E204 3901 1140 00 000000	JH AFTERCATS SALARY	12,000.00	798.40	798.40	11,201.60	0.00	9,846.38	6.65
10E000 3901 2120 00 000000	AFTERCATS: IMRF	0.00	1.23	1.23	-1.23	0.00	0.00	0.00
10E105 3901 2120 00 000000	ADAMS AFTERCATS IMRF	250.00	0.00	0.00	250.00	0.00	239.70	0.00
10E107 3901 2120 00 000000	JEFFERSON AFTERCATS IMRF	450.00	17.08	17.08	432.92	0.00	334.17	3.80
10E108 3901 2120 00 000000	LINCOLN AFTERCATS IMRF	1,000.00	46.45	46.45	953.55	0.00	858.76	4.65
10E109 3901 2120 00 000000	LONGFELLOW AFTERCATS IMRF	1,000.00	16.79	16.79	983.21	0.00	341.98	1.68
10E110 3901 2120 00 000000	WASHINGTON AFTERCATS IMRF	1,000.00	42.13	42.13	957.87	0.00	705.80	4.21
10E204 3901 2120 00 000000	JH AFTERCATS IMRF	500.00	37.62	37.62	462.38	0.00	435.02	7.52
10E204 3901 2220 00 000000	JH AFTERCATS HEALTH INSURAN	16,000.00	0.00	0.00	16,000.00	0.00	10,721.59	0.00
10E940 4000 3190 30 000000	ESSER PYMTS TO GOVT UNITS	0.00	0.00	0.00	0.00	0.00	0.00	0.00
10E902 4100 3190 30 105000	ADAMS TITLE I PURCH SERV	0.00	0.00	0.00	0.00	0.00	0.00	0.00
10E902 4100 3190 30 107000	JEFFERSON TITLE I PURCH SER	0.00	0.00	0.00	0.00	0.00	0.00	0.00
10E902 4100 3190 30 108000	LINCOLN TITLE I PURCH SERV	0.00	0.00	0.00	0.00	0.00	0.00	0.00
10E902 4100 3190 30 109000	LONGFELLOW TITLE I PURCH SE	0.00	0.00	0.00	0.00	0.00	0.00	0.00
10E902 4100 3190 30 110000	WASHINGTON TITLE I PURCH SE	0.00	0.00	0.00	0.00	0.00	0.00	0.00
10E930 4100 3190 30 105000	AD TITLE I PURCH SERV	0.00	0.00	0.00	0.00	0.00	0.00	0.00
10E930 4100 3190 30 107000	JE TITLE I PURCH SERVICE	0.00	0.00	0.00	0.00	0.00	0.00	0.00
10E930 4100 3190 30 108000	LI TITLE I PURCH SERVICE	0.00	0.00	0.00	0.00	0.00	0.00	0.00
10E930 4100 3190 30 109000	LO TITLE I PURCH SERVICE	0.00	0.00	0.00	0.00	0.00	0.00	0.00
10E930 4100 3190 30 110000	WA TITLE I PURCH SERVICE	0.00	0.00	0.00	0.00	0.00	0.00	0.00
10E902 4110 3190 30 107000	JE TITLE I PURCHASE SERVICE	0.00	0.00	0.00	0.00	0.00	0.00	0.00
10E960 4110 3190 30 000000	ESSER II OTHER GOVT PURCH S	0.00	0.00	0.00	0.00	0.00	0.00	0.00
10E000 4120 3190 12 000000	WCSED: BILLING	4,290,000.00	586,683.00	899,580.60	3,390,419.40	0.00	3,626,756.50	20.97
10E000 4120 3190 12 000001	WCSED:ORPHANAGE	100,000.00	0.00	0.00	100,000.00	0.00	98,328.00	0.00
10E000 4120 3190 12 000002	WCES IDEA FT	1,059,200.00	0.00	0.00	1,059,200.00	0.00	1,067,812.00	0.00
10E000 4120 3190 12 000003	SETTLEMENT AGREEMENT	0.00	0.00	0.00	0.00	0.00	0.00	0.00
10E000 4120 3190 12 000004	WCES IDEA-PS FT	28,290.00	0.00	0.00	28,290.00	0.00	29,029.01	0.00
10E000 4120 3190 12 000005	WCES CRSE-FT	546,520.00	0.00	0.00	546,520.00	0.00	546,519.80	0.00
10E000 4120 3190 12 000006	PRIVATE FACILITY	50,000.00	14,621.25	14,621.25	35,378.75	0.00	54,252.22	29.24
10E000 4120 3190 12 000007	IDEA PS ARP	0.00	0.00	0.00	0.00	0.00	19,324.01	0.00
10E000 4120 3190 12 000008	IDEA FT ARP	0.00	0.00	0.00	0.00	0.00	195,730.00	0.00
10E000 4120 3190 12 000009	WCES: PRE K	51,350.00	0.00	0.00	51,350.00	0.00	0.00	0.00

Account Number	Account Level Description Account Number	2023-24 Original Budget	August 2023-24 Monthly Activity	2023-24 FYTD Activity	2023-24 Available Funds	Encumbered Amount	2022-23 FY Activity	2023-24 FYTD %
10	EDUCATIONAL FUND							
10E000 4190 3190 00 000001	FOUNDATION GRANTS	10,000.00	0.00	0.00	10,000.00	0.00	11,810.78	0.00
10E000 4190 3190 00 000002	U2 INNOVATE GRANTS	0.00	0.00	0.00	0.00	0.00	0.00	0.00
10E000 4190 3190 00 000003	ROE TUITION ECHO STARQUEST	170,000.00	8,526.78	8,526.78	161,473.22	0.00	125,465.00	5.02
10E000 4190 3190 00 000004	CITY OF MARION SRO	300,000.00	71,408.22	71,408.22	228,591.78	0.00	246,710.01	23.80
10E940 4190 3190 30 000000	ESSER PYMTS TO GOV UNITS	0.00	0.00	0.00	0.00	0.00	0.00	0.00
10E930 4900 3190 30 000000	TITLE I PURCHASED SERVICES	0.00	0.00	0.00	0.00	0.00	0.00	0.00
10E000 5150 6010 00 000000	INTEREST ON LINE OF CREDIT	0.00	0.00	0.00	0.00	0.00	0.00	0.00
10E000 5150 6020 00 000000	FEES FOR LINE OF CREDIT	0.00	0.00	0.00	0.00	0.00	0.00	0.00
10E000 8110 0000 10 000000	PERMANENT TRANSFER TO O&M	0.00	0.00	0.00	0.00	0.00	0.00	0.00
10---- ---- ---- -- ------		40,627,608.00	2,975,417.66	5,510,387.14	34,150,129.38	952,805.36	37,676,806.36	13.56
20	OPERATIONS & MAINTENANCE FUND							
20E000 2533 3010 00 000000	STORM SHELTER	5,000.00	0.00	0.00	5,000.00	0.00	1,752.00	0.00
20E000 2533 3010 00 000707	3 Yr Asbestos Plan	1,000.00	0.00	0.00	1,000.00	0.00	0.00	0.00
20E000 2533 3010 00 000804	DISTRICT WIDE BLEACHER INSP	5,000.00	0.00	0.00	5,000.00	0.00	5,000.00	0.00
20E000 2533 3010 00 000805	DISTRICT WIDE ROOF INSPECTI	2,000.00	0.00	0.00	2,000.00	0.00	0.00	0.00
20E965 2533 3190 30 000000	ESSER III: HVAC PURCHASE SE	0.00	0.00	0.00	0.00	0.00	0.00	0.00
20E000 2533 5230 03 000000	BAYSINGER ARCH FEES	100,000.00	0.00	0.00	100,000.00	0.00	2,182.00	0.00
20E107 2533 5230 00 000000	JEFFERSON LIBRARY CAR ACCID	0.00	-29,139.50	0.00	0.00	0.00	19,374.00	0.00
20E960 2533 5230 30 000000	ESSER II ARCH HVAC	0.00	0.00	0.00	0.00	0.00	56,235.23	0.00
20E965 2533 5230 30 000000	ESSER III ARCH	105,000.00	20,993.59	44,004.97	60,995.03	0.00	264,101.88	41.91
20E000 2535 5230 00 220910	WA & JH FIRE ALARM REPLACEM	0.00	0.00	0.00	0.00	0.00	197,818.00	0.00
20E960 2535 5230 30 000000	ESSER II HVAC	0.00	0.00	0.00	0.00	0.00	1,095,566.93	0.00
20E965 2535 5230 30 000000	ESSER III HVAC	1,600,000.00	519,681.13	1,387,067.83	212,932.17	0.00	4,098,285.44	86.69
20E000 2542 1150 00 000000	O & M Secretary	17,500.00	1,458.32	1,458.32	16,041.68	0.00	0.00	8.33
20E000 2542 1190 00 000000	MAINT: SALARY, CUSTODIAN	440,000.00	34,639.52	67,998.72	372,001.28	0.00	417,544.64	15.45
20E105 2542 1190 00 000000	ADAMS CUSTODIAN SALARY	110,000.00	6,872.00	12,900.00	97,100.00	0.00	79,545.85	11.73
20E107 2542 1190 00 000000	JEFFERSON CUSTODIAN SALARY	108,000.00	6,609.20	13,118.80	94,881.20	0.00	73,688.00	12.15
20E108 2542 1190 00 000000	LINCOLN CUSTODIAN SALARY	105,000.00	8,485.80	18,055.00	86,945.00	0.00	97,625.75	17.20
20E109 2542 1190 00 000000	LONGFELLOW CUSTODIAN SALARY	80,000.00	5,928.40	11,489.85	68,510.15	0.00	65,582.33	14.36
20E110 2542 1190 00 000000	WASHINGTON CUSTODIAN SALARY	120,000.00	6,910.40	13,316.80	106,683.20	0.00	92,908.81	11.10
20E204 2542 1190 00 000000	JH CUSTODIAN SALARY	165,000.00	9,023.80	17,055.40	147,944.60	0.00	143,814.00	10.34
20E303 2542 1190 00 000000	HS CUSTODIAN SALARY	284,000.00	24,322.50	48,424.50	235,575.50	0.00	262,577.92	17.05
20E000 2542 1200 00 000000	Maint: salary, Subs/Extr	15,000.00	0.00	1,725.75	13,274.25	0.00	12,312.00	11.51
20E105 2542 1200 00 000000	ADAMS SUB/EXTRA CUSTODIAN	1,000.00	0.00	0.00	1,000.00	0.00	0.00	0.00
20E107 2542 1200 00 000000	JEFFERSON SUB/EXTRA CUSTODI	12,000.00	0.00	0.00	12,000.00	0.00	11,454.00	0.00

Account Number	Account Level Description Account Number	2023-24 Original Budget	August 2023-24 Monthly Activity	2023-24 FYTD Activity	2023-24 Available Funds	Encumbered Amount	2022-23 FY Activity	2023-24 FYTD %
20	OPERATIONS & MAINTENANCE FUND							
20E108 2542 1200 00 000000	LINCOLN SUB/EXTRA CUSTODIAN	15,000.00	2,368.35	3,941.35	11,058.65	0.00	9,974.25	26.28
20E109 2542 1200 00 000000	LONGFEFLLOW SUB/EXTRA CUSTO	4,000.00	0.00	0.00	4,000.00	0.00	0.00	0.00
20E110 2542 1200 00 000000	WASHINGTON SUB/EXTRA CUSTOD	15,000.00	1,937.00	4,121.00	10,879.00	0.00	12,924.00	27.47
20E204 2542 1200 00 000000	JH SUB/EXTRA CUSTODIAN SALA	15,000.00	3,016.40	4,900.00	10,100.00	0.00	3,687.00	32.67
20E303 2542 1200 00 000000	HS SUB/EXTRA CUSTODIAN	10,000.00	383.50	383.50	9,616.50	0.00	4,660.50	3.84
20E000 2542 1210 00 000000	UPKP BLD: TEMP WORK	40,000.00	0.00	1,001.00	38,999.00	0.00	4,914.00	2.50
20E105 2542 1210 00 000000	ADAMS CUSTODIAN TEMP WORK	20,000.00	2,249.00	4,329.00	15,671.00	0.00	18,106.50	21.65
20E107 2542 1210 00 000000	JEFFERSON CUSTODIAN TEMP WO	14,000.00	1,482.00	3,094.00	10,906.00	0.00	7,254.00	22.10
20E108 2542 1210 00 000000	LINCOLN CUSTODIAN TEMP WORK	20,000.00	0.00	1,716.00	18,284.00	0.00	19,727.00	8.58
20E109 2542 1210 00 000000	LONGFELLOW CUSTODIAN TEMP W	15,000.00	1,833.00	3,913.00	11,087.00	0.00	11,336.00	26.09
20E110 2542 1210 00 000000	WASHINGTON CUSTODIAN TEMP W	20,000.00	1,248.00	2,808.00	17,192.00	0.00	18,343.00	14.04
20E204 2542 1210 00 000000	JH CUSTODIAN TEMP SALARY	15,000.00	0.00	0.00	15,000.00	0.00	15,322.75	0.00
20E303 2542 1210 00 000000	HS CUSTODIAN TEMP SALARY	20,000.00	3,646.50	7,650.50	12,349.50	0.00	8,554.00	38.25
20E000 2542 1300 00 000000	Maint: Salary, Overtime	8,000.00	2,664.95	2,916.04	5,083.96	0.00	5,217.30	36.45
20E105 2542 1300 00 000000	ADAMS CUSTODIAN OVERTIME	2,000.00	0.00	0.00	2,000.00	0.00	637.89	0.00
20E107 2542 1300 00 000000	JEFFERSON CUSTODIAN OVERTIM	4,000.00	1,924.10	1,924.10	2,075.90	0.00	1,883.88	48.10
20E108 2542 1300 00 000000	LINCOLN CUSTODIAN OVERTIME	2,000.00	1,020.91	1,291.39	708.61	0.00	1,860.18	64.57
20E109 2542 1300 00 000000	LONGFELLOW CUSTODIAN OVERTI	500.00	0.00	0.00	500.00	0.00	329.40	0.00
20E110 2542 1300 00 000000	WASHINGTON CUSTODIAN OVERTI	4,000.00	217.13	217.13	3,782.87	0.00	2,754.13	5.43
20E204 2542 1300 00 000000	JH CUSTODIAN OVERTIME	10,000.00	2,076.36	2,213.16	7,786.84	0.00	6,911.52	22.13
20E303 2542 1300 00 000000	HS CUSTODIAN OVERTIME	25,000.00	618.58	618.58	24,381.42	0.00	25,747.68	2.47
20E000 2542 2120 00 000000	MAINT: IMRF	21,000.00	1,768.06	3,351.75	17,648.25	0.00	18,810.02	15.96
20E105 2542 2120 00 000000	ADAMS CUSTODIAN IMRF	6,000.00	297.70	581.74	5,418.26	0.00	3,376.71	9.70
20E107 2542 2120 00 000000	JEFFERSON CUSTODIAN IMRF	6,000.00	402.09	708.83	5,291.17	0.00	3,977.46	11.81
20E108 2542 2120 00 000000	LINCOLN CUSTODIAN IMRF	6,000.00	559.55	953.37	5,046.63	0.00	4,501.62	15.89
20E109 2542 2120 00 000000	LONGFELLOW CUSTODIAN IMRF	4,000.00	279.34	541.39	3,458.61	0.00	3,105.76	13.53
20E110 2542 2120 00 000000	WASHINGTON CUSTODIAN IMRF	7,000.00	407.50	758.38	6,241.62	0.00	5,033.54	10.83
20E204 2542 2120 00 000000	JH CUSTODIAN IMRF	9,000.00	643.12	1,116.77	7,883.23	0.00	7,159.56	12.41
20E303 2542 2120 00 000000	HS CUSTODIAN IMRF	16,000.00	1,175.25	2,310.93	13,689.07	0.00	13,446.64	14.44
20E000 2542 2220 00 000000	Maint: Health Insur	67,000.00	3,985.92	7,782.04	59,217.96	0.00	62,567.50	11.61
20E105 2542 2220 00 000000	ADAMS CUSTODIAN HEALTH INS	45,000.00	3,663.76	7,153.08	37,846.92	0.00	41,554.60	15.90
20E107 2542 2220 00 000000	JEFFERSON CUSTODIAN HEALTH	40,000.00	3,076.20	6,005.94	33,994.06	0.00	34,583.03	15.01
20E108 2542 2220 00 000000	LINCOLN CUSTODIAN HEALTH IN	20,000.00	1,519.44	2,966.52	17,033.48	0.00	16,871.63	14.83
20E109 2542 2220 00 000000	LONGFELLOW CUSTODIAN HEALTH	22,000.00	1,670.80	3,262.06	18,737.94	0.00	18,950.44	14.83
20E110 2542 2220 00 000000	WASHINGTON CUSTODIAN HEALTH	20,000.00	759.72	1,483.26	18,516.74	0.00	12,180.10	7.42
20E204 2542 2220 00 000000	JH CUSTODIAN HEALTH INS	20,000.00	759.72	1,483.26	18,516.74	0.00	8,616.70	7.42
20E303 2542 2220 00 000000	HS CUSTODIAN HEALTH INSURAN	70,000.00	3,798.60	7,416.30	62,583.70	0.00	45,986.46	10.59
20E000 2542 3190 00 000000	UPKP BLD: OTHER CONTR	750,000.00	59,384.14	140,668.00	529,099.19	75,772.81	392,992.74	18.76

Account Number	Account Level Description Account Number	2023-24 Original Budget	August 2023-24 Monthly Activity	2023-24 FYTD Activity	2023-24 Available Funds	Encumbered Amount	2022-23 FY Activity	2023-24 FYTD %
20	OPERATIONS & MAINTENANCE FUND							
20E000 2542 3190 00 000001	WASHINGTON REPAIRS	0.00	0.00	0.00	0.00	0.00	0.00	0.00
20E000 2542 3190 00 000002	CRAB ORCHARD BIKE PATH	0.00	0.00	0.00	0.00	0.00	0.00	0.00
20E000 2542 3190 00 000003	5TH STREET INTERSECTION	0.00	0.00	0.00	0.00	0.00	30,000.00	0.00
20E000 2542 3210 00 000000	PEST CONTROL	1,800.00	140.00	217.43	1,582.57	0.00	1,529.94	12.08
20E105 2542 3210 00 000000	ADAMS PEST CONTROL	1,000.00	0.00	10.10	989.90	0.00	349.50	1.01
20E107 2542 3210 00 000000	JEFFERSON PEST CONTROL	1,000.00	60.00	120.00	880.00	0.00	694.00	12.00
20E108 2542 3210 00 000000	LINCOLN PEST CONTROL	1,000.00	0.00	120.00	880.00	0.00	593.00	12.00
20E109 2542 3210 00 000000	LONGFELLOW PEST CONTROL	1,000.00	92.00	152.00	848.00	0.00	706.00	15.20
20E110 2542 3210 00 000000	WASHINGTON PEST CONTROL	5,000.00	0.00	0.00	5,000.00	0.00	4,554.46	0.00
20E204 2542 3210 00 000000	JH PEST CONTROL	1,500.00	0.00	0.00	1,500.00	0.00	600.00	0.00
20E303 2542 3210 00 000000	HS PEST CONTROL	3,000.00	60.00	60.00	2,940.00	0.00	1,104.00	2.00
20E000 2542 3220 00 000000	Maint: Cln Serv Mops/Rug	4,500.00	313.68	317.28	4,182.72	0.00	3,752.13	7.05
20E107 2542 3220 00 000000	JEFFERSON MOPS/RUGS	14,000.00	0.00	0.00	14,000.00	0.00	11,088.88	0.00
20E108 2542 3220 00 000000	LINCOLN MOPS/RUGS	17,000.00	1,488.96	2,589.52	14,410.48	0.00	15,909.79	15.23
20E109 2542 3220 00 000000	LONGFELLOW MOPS/RUGS	17,000.00	0.00	0.00	17,000.00	0.00	15,571.62	0.00
20E110 2542 3220 00 000000	WASHINGTON MOPS/RUGS	20,000.00	0.00	0.00	20,000.00	0.00	17,695.72	0.00
20E204 2542 3220 00 000000	JH MOPS/RUGS	23,000.00	0.00	0.00	23,000.00	0.00	21,141.37	0.00
20E303 2542 3220 00 000000	HS MOPS/RUGS	25,000.00	0.00	0.00	25,000.00	0.00	20,866.12	0.00
20E000 2542 3320 00 000000	MAINT: TRAVEL	1,000.00	0.00	201.96	798.04	0.00	601.03	20.20
20E000 2542 3400 00 000000	PHONE SERVICE	210,000.00	17,978.54	32,636.77	176,668.23	695.00	199,282.04	15.54
20E000 2542 3700 00 000011	UO WATER	800.00	34.25	89.13	710.87	0.00	405.25	11.14
20E000 2542 3700 00 000013	SPORTS COMPLEX WATER	4,000.00	982.76	1,103.76	2,896.24	0.00	1,460.15	27.59
20E105 2542 3700 00 000000	ADAMS WATER	20,000.00	3,533.97	3,679.97	16,320.03	0.00	41,300.17	18.40
20E107 2542 3700 00 000000	JEFFERSON WATER	12,000.00	709.05	1,793.82	10,206.18	0.00	9,670.58	14.95
20E108 2542 3700 00 000000	LINCOLN WATER	6,000.00	225.11	728.36	5,271.64	0.00	4,940.59	12.14
20E109 2542 3700 00 000000	LONGFELLOW WATER	6,000.00	60.70	457.56	5,542.44	0.00	4,253.75	7.63
20E110 2542 3700 00 000000	WASHINGTON WATER	15,000.00	127.64	851.17	14,148.83	0.00	8,066.35	5.67
20E204 2542 3700 00 000000	JH WATER	15,000.00	432.61	1,606.62	13,393.38	0.00	10,355.52	10.71
20E303 2542 3700 00 000000	HS WATER	15,000.00	610.87	1,805.10	13,194.90	0.00	13,948.59	12.03
20E000 2542 4100 00 000000	MAINTENANCE SUPPLIES	230,000.00	10,754.11	20,509.71	206,894.55	2,595.74	205,890.28	8.92
20E105 2542 4100 00 000000	ADAMS CUSTODIAL SUPPLIES	12,500.00	554.70	1,006.80	11,493.20	0.00	8,928.65	8.05
20E107 2542 4100 00 000000	JEFFERSON CUSTODIAL SUPPLIE	13,000.00	601.46	884.45	12,115.55	0.00	9,527.78	6.80
20E108 2542 4100 00 000000	LINCOLN CUSTODIAL SUPPLIES	20,000.00	0.00	1,140.55	18,859.45	0.00	12,123.72	5.70
20E109 2542 4100 00 000000	LONGFELLOW CUSTODIAL SUPPLI	11,000.00	529.59	577.07	10,422.93	0.00	8,659.69	5.25
20E110 2542 4100 00 000000	WASHINGTON CUSTODIAL SUPPLI	18,000.00	895.95	956.75	17,043.25	0.00	15,299.30	5.32
20E204 2542 4100 00 000000	JH CUSTODIAN SUPPLIES	25,000.00	0.00	906.50	24,093.50	0.00	17,439.10	3.63
20E303 2542 4100 00 000000	HS CUSTODIAN SUPPLIES	45,000.00	4,319.30	4,499.70	40,500.30	0.00	34,072.24	10.00
20E965 2542 4100 30 000000	ESSER III SUPPLIES	0.00	0.00	0.00	0.00	0.00	0.00	0.00

Account Number	Account Level Description Account Number	2023-24 Original Budget	August 2023-24 Monthly Activity	2023-24 FYTD Activity	2023-24 Available Funds	Encumbered Amount	2022-23 FY Activity	2023-24 FYTD %
20	OPERATIONS & MAINTENANCE FUND							
20E000 2542 4650 00 000011	UO GAS	3,000.00	69.83	73.23	2,926.77	0.00	1,949.34	2.44
20E107 2542 4650 00 000000	JEFFERSON GAS	16,000.00	712.14	980.21	15,019.79	0.00	9,006.38	6.13
20E108 2542 4650 00 000000	LINCOLN GAS	23,000.00	848.80	1,089.21	21,910.79	0.00	16,418.46	4.74
20E109 2542 4650 00 000000	LONGFELLOW GAS	14,000.00	639.81	786.01	13,213.99	0.00	4,304.08	5.61
20E110 2542 4650 00 000000	WASHINGTON GAS	25,000.00	156.25	336.45	24,663.55	0.00	17,036.89	1.35
20E204 2542 4650 00 000000	JH GAS	38,000.00	1,875.51	2,203.11	35,796.89	0.00	28,124.12	5.80
20E303 2542 4650 00 000000	HS GAS	25,000.00	1,063.76	1,555.87	23,444.13	0.00	20,143.71	6.22
20E000 2542 4660 00 000011	UO ELECTRIC	12,000.00	0.00	460.19	11,539.81	0.00	7,601.97	3.83
20E000 2542 4660 00 000013	SPORTS COMPLEX ELECTRIC	10,000.00	389.28	736.44	9,263.56	0.00	5,418.88	7.36
20E105 2542 4660 00 000000	ADAMS ELECTRIC	104,000.00	5,485.49	10,618.48	93,381.52	0.00	85,336.72	10.21
20E107 2542 4660 00 000000	JEFFERSON ELECTRIC	65,000.00	0.00	2,852.14	62,147.86	0.00	54,947.13	4.39
20E108 2542 4660 00 000000	LINCOLN ELECTRIC	85,000.00	0.00	5,402.41	79,597.59	0.00	70,718.26	6.36
20E109 2542 4660 00 000000	LONGFELLOW ELECTRIC	40,000.00	0.00	2,296.68	37,703.32	0.00	30,169.03	5.74
20E110 2542 4660 00 000000	WASHINGTON ELECTRIC	85,000.00	0.00	5,993.03	79,006.97	0.00	78,902.69	7.05
20E204 2542 4660 00 000000	JH ELECTRIC	120,000.00	0.00	8,771.08	111,228.92	0.00	99,543.70	7.31
20E303 2542 4660 00 000000	HS ELECTRIC	480,000.00	0.00	35,839.80	444,160.20	0.00	433,878.62	7.47
20E000 2542 5400 00 000000	UPKP BLD: EQUIP CAP OUT	15,000.00	0.00	1,123.92	13,876.08	0.00	13,034.81	7.49
20E000 2542 5400 00 000001	BLD UPKP: CAP OUTLAY 2500-9	35,000.00	0.00	33,338.65	1,661.35	0.00	33,338.65	95.25
20E965 2542 5400 30 000000	ESSER 3 CAPITAL OUTLAY	0.00	0.00	0.00	0.00	0.00	0.00	0.00
20E000 2542 6400 00 000000	MAINT; DUES & FEES	3,500.00	0.00	0.00	3,500.00	0.00	2,475.00	0.00
20E000 2543 3190 00 000000	UPKP GRD: CONTR	50,000.00	85.00	85.00	47,415.00	2,500.00	21,005.90	0.17
20E000 2543 3190 00 000001	MHS Turf Replacement	0.00	0.00	0.00	0.00	0.00	617,305.00	0.00
20E000 2543 3210 00 000000	UPKP GRD: TRASH REMOVAL	45,000.00	2,243.53	3,574.62	41,425.38	0.00	39,672.50	7.94
20E000 2543 3230 00 000000	UPKP GRD: REPAIR	22,000.00	0.00	0.00	22,000.00	0.00	18,800.00	0.00
20E000 2543 4100 00 000000	UPKP GRD: SEED, FERT	76,000.00	44.94	344.94	75,655.06	0.00	45,531.67	0.45
20E000 2543 5400 00 000000	UPKP GRD: CAP OUTLAY0	45,000.00	0.00	0.00	45,000.00	0.00	50,691.01	0.00
20E000 2545 3230 00 000000	VEHICLE: REPAIR	15,000.00	1,517.18	4,803.06	5,772.58	4,424.36	11,517.60	32.02
20E000 2545 4100 00 000000	VEHICLE: SUP, MOW, TRKS	35,000.00	1,988.04	3,771.69	31,228.31	0.00	27,352.82	10.78
20E000 2545 5400 00 000001	VEHICLE: CAP OUTLAY 2500+	140,000.00	0.00	57,286.00	82,714.00	0.00	18,386.16	40.92
20E000 4120 3190 12 000000	WCSED: JT AGREE PMT	0.00	0.00	0.00	0.00	0.00	0.00	0.00
20---- ---- ---- -- ------		7,124,600.00	788,246.66	2,135,541.61	4,898,610.48	85,987.91	10,486,220.68	29.97
21	O&M LEASE							
21E000 2542 3250 00 000004	CHROMEBOOKS LEASE MHS & MJH	0.00	0.00	0.00	0.00	0.00	0.00	0.00
21E000 2542 3250 00 000005	Copier Lease Payment	52,800.00	4,400.00	8,800.00	44,000.00	0.00	52,800.00	16.67

Account Number	Account Level Description Account Number	2023-24 Original Budget	August 2023-24 Monthly Activity	2023-24 FYTD Activity	2023-24 Available Funds	Encumbered Amount	2022-23 FY Activity	2023-24 FYTD %
21	O&M LEASE							
21---- ---- ---- -- ------		52,800.00	4,400.00	8,800.00	44,000.00	0.00	52,800.00	16.67
30	DEBT SERVICE FUND OR FUND GROU							
30E000 5200 6200 00 000006	New MHS Interest Pymt	563,825.00	0.00	0.00	563,825.00	0.00	599,700.00	0.00
30E000 5200 6200 00 000007	New CS Interest Pymt	46,496.00	0.00	0.00	46,496.00	0.00	61,882.50	0.00
30E000 5300 6100 00 000007	New CS Principal Pymt	705,000.00	0.00	0.00	705,000.00	0.00	690,000.00	0.00
30E000 5300 6100 00 000008	NEW MHS PRINCIPAL PYMT	1,390,000.00	0.00	0.00	1,390,000.00	0.00	1,320,000.00	0.00
30E000 5400 3190 00 000000	BOND FEE	1,500.00	0.00	0.00	1,500.00	0.00	1,219.00	0.00
30E000 8990 0000 00 000000	OTHER SOURCES NOT CLASSIFIE	0.00	0.00	0.00	0.00	0.00	0.00	0.00
30---- ---- ---- -- ------		2,706,821.00	0.00	0.00	2,706,821.00	0.00	2,672,801.50	0.00
40	TRANSPORTATION FUND							
40E000 2550 1110 00 000000	COOR SALARY	22,035.00	1,811.26	3,622.52	18,412.48	0.00	20,999.94	16.44
40E000 2550 2120 00 000000	PUPIL TRANS: IMRF	1,060.00	85.34	170.68	889.32	0.00	989.58	16.10
40E000 2550 2220 00 000000	COOR HEALTH INSUR	4,000.00	334.16	652.42	3,347.58	0.00	3,790.18	16.31
40E000 2550 3190 00 000000	PURCHASED SERVICES	10,000.00	0.00	0.00	10,000.00	0.00	0.00	0.00
40E000 2550 3190 00 000001	MHS ACTIVITY BUS PRINCIPAL	44,175.00	0.00	0.00	44,175.00	0.00	16,493.27	0.00
40E000 2550 3190 00 000002	MHS ACTIVITY BUS INTEREST	2,350.00	0.00	0.00	2,350.00	0.00	2,893.16	0.00
40E000 2550 3300 00 000000	ATHL TRIPS	100,000.00	0.00	0.00	100,000.00	0.00	86,623.52	0.00
40E960 2550 3300 30 000000	ESSER II PUPIL TRANSPORTATI	44,219.00	0.00	44,219.15	-0.15	0.00	50,389.81	100.00
40E965 2550 3300 30 000000	ESSER 3 PUPIL TRANSPORTATIO	55,000.00	0.00	0.00	55,000.00	0.00	0.00	0.00
40E000 2550 3310 00 000000	CURRICULAR TRIPS	25,000.00	0.00	0.00	25,000.00	0.00	22,421.09	0.00
40E000 2550 3320 00 000000	ACTIVITY TRIPS	65,000.00	998.49	998.49	64,001.51	0.00	54,199.29	1.54
40E000 2550 3330 00 000000	ADAMS ATHLETIC BUS TRANS.	15,000.00	0.00	0.00	15,000.00	0.00	12,673.27	0.00
40E000 2552 3310 00 000000	CONTR FEES	1,400,000.00	126.50	126.50	1,399,873.50	0.00	1,174,633.42	0.01
40E000 2552 4100 00 000000	MHS ACTIVITY BUS EXPENSES	16,000.00	0.00	1,135.76	14,864.24	0.00	15,878.70	7.10
40E000 4120 3310 12 000000	WCSED: JT AGR PMT	265,000.00	0.00	0.00	265,000.00	0.00	249,651.41	0.00
40---- ---- ---- -- ------		2,068,839.00	3,355.75	50,925.52	2,017,913.48	0.00	1,711,636.64	2.46
50	SOCIAL SECURITY/MEDICARE							
50E000 1101 2130 00 000000	ELEM FICA	0.00	0.00	0.00	0.00	0.00	0.00	0.00
50E000 1101 2130 00 000002		25.00	0.00	0.00	25.00	0.00	22.72	0.00
50E105 1101 2130 00 000000	ADAMS FICA	1,100.00	53.99	53.99	1,046.01	0.00	988.50	4.91

Account Number	Account Level Description Account Number	2023-24 Original Budget	August 2023-24 Monthly Activity	2023-24 FYTD Activity	2023-24 Available Funds	Encumbered Amount	2022-23 FY Activity	2023-24 FYTD %
50	SOCIAL SECURITY/MEDICARE							
50E105 1101 2130 00 000001	ADAMS TEACHER AIDE FICA	0.00	0.00	0.00	0.00	0.00	0.00	0.00
50E107 1101 2130 00 000000	JEFFERSON FICA	1,100.00	73.70	108.36	991.64	0.00	832.15	9.85
50E108 1101 2130 00 000000	LINCOLN FICA	250.00	0.00	0.00	250.00	0.00	4.84	0.00
50E109 1101 2130 00 000000	LONGFELLOW FICA	1,100.00	68.15	68.15	1,031.85	0.00	932.58	6.20
50E110 1101 2130 00 000000	WASHINGTON FICA	2,000.00	88.45	88.45	1,911.55	0.00	1,532.05	4.42
50E000 1101 2140 00 000000	ELEM MEDICARE	200.00	0.00	0.00	200.00	0.00	65.08	0.00
50E000 1101 2140 00 000001	SETTLEMENT MEDICARE	0.00	0.00	0.00	0.00	0.00	0.00	0.00
50E000 1101 2140 00 000002	CONTRACT EXTENSION MEDICARE	0.00	0.00	0.00	0.00	0.00	915.03	0.00
50E105 1101 2140 00 000000	ADAMS MEDICARE	13,000.00	894.21	1,774.77	11,225.23	0.00	11,634.43	13.65
50E105 1101 2140 00 000001	ADAMS TEACHER AIDE MEDICARE	100.00	0.00	0.00	100.00	0.00	0.00	0.00
50E107 1101 2140 00 000000	JEFFERSON MEDICARE	15,000.00	1,231.36	2,349.62	12,650.38	0.00	13,842.96	15.66
50E108 1101 2140 00 000000	LINCOLN MEDICARE	30,000.00	2,134.92	4,270.18	25,729.82	0.00	26,987.86	14.23
50E109 1101 2140 00 000000	LONGFELLOW MEDICARE	15,000.00	1,001.58	1,986.52	13,013.48	0.00	12,583.03	13.24
50E110 1101 2140 00 000000	WASHINGTON MEDICARE	27,000.00	1,990.15	3,861.63	23,138.37	0.00	25,561.67	14.30
50E204 1102 2130 00 000000	JH FICA	100.00	0.00	0.00	100.00	0.00	66.43	0.00
50E204 1102 2130 00 000001		0.00	0.00	0.00	0.00	0.00	11.02	0.00
50E204 1102 2140 00 000000	JH MEDICARE	44,500.00	3,457.86	6,901.03	37,598.97	0.00	43,511.31	15.51
50E204 1102 2140 00 000001		0.00	0.00	0.00	0.00	0.00	43.91	0.00
50E303 1103 2130 00 000000	HS FICA	15,000.00	898.85	1,781.89	13,218.11	0.00	11,319.40	11.88
50E105 1103 2140 00 000000	HS EXT MEDICARE	3,300.00	238.18	476.98	2,823.02	0.00	2,877.78	14.45
50E303 1103 2140 00 000000	HS MEDICARE	65,000.00	4,838.21	9,641.42	55,358.58	0.00	61,307.27	14.83
50E303 1103 2140 00 000001	HS 3 Circle Ag Grant	150.00	0.00	0.00	150.00	0.00	103.84	0.00
50E303 1103 2140 00 000002	HS LOCAL SHARE 3 CIRCLE AG	150.00	18.34	36.70	113.30	0.00	132.60	24.47
50E303 1103 2140 00 000003		0.00	0.00	0.00	0.00	0.00	27.42	0.00
50E930 1250 2130 30 000000	TITLE I FICA	0.00	0.00	0.00	0.00	0.00	0.00	0.00
50E940 1250 2130 30 000000	Esser Grant- FICA Employee	0.00	0.00	0.00	0.00	0.00	0.00	0.00
50E960 1250 2130 30 000000	ESSER II FICA	900.00	0.00	943.98	-43.98	0.00	3,720.31	104.89
50E965 1250 2130 30 000000	ESSER III FICA	4,000.00	0.00	0.00	4,000.00	0.00	8.26	0.00
50E902 1250 2140 30 000000	TITLE I MEDICARE	12,000.00	0.00	0.00	12,000.00	0.00	0.00	0.00
50E902 1250 2140 30 105000	AD TITLE I MEDICARE	0.00	0.00	0.00	0.00	0.00	128.71	0.00
50E902 1250 2140 30 107000	JE TITLE I MEDICARE	0.00	0.00	0.00	0.00	0.00	232.23	0.00
50E902 1250 2140 30 108000	LI TITLE I MEDICARE	0.00	0.00	0.00	0.00	0.00	230.33	0.00
50E902 1250 2140 30 109000	LO TITLE I MEDICARE	0.00	0.00	0.00	0.00	0.00	72.53	0.00
50E902 1250 2140 30 110000	WA TITLE I MEDICARE	0.00	0.00	0.00	0.00	0.00	489.96	0.00
50E930 1250 2140 30 000000	TITLE I: MEDICARE	2,400.00	0.00	385.88	2,014.12	0.00	4.35	16.08
50E930 1250 2140 30 105000	AD TITLE I MEDICARE	0.00	71.68	143.52	-143.52	0.00	776.83	0.00
50E930 1250 2140 30 107000	JE TITLE I MEDICARE	0.00	86.10	172.18	-172.18	0.00	919.03	0.00
50E930 1250 2140 30 108000	LI TITLE I MEDICARE	0.00	236.08	473.02	-473.02	0.00	2,428.91	0.00

Account Number	Account Level Description Account Number	2023-24 Original Budget	August 2023-24 Monthly Activity	2023-24 FYTD Activity	2023-24 Available Funds	Encumbered Amount	2022-23 FY Activity	2023-24 FYTD %
50	SOCIAL SECURITY/MEDICARE							
50E930 1250 2140 30 109000	LO TITLE I MEDICARE	0.00	126.14	252.70	-252.70	0.00	1,324.27	0.00
50E930 1250 2140 30 110000	WA TITLE I MEDICARE	0.00	259.06	518.70	-518.70	0.00	2,654.92	0.00
50E935 1250 2140 00 000004	TITLE SIP MEDICARE	0.00	0.00	0.00	0.00	0.00	0.00	0.00
50E935 1250 2140 00 000005	TITLE SIP MEDICARE	0.00	0.00	0.00	0.00	0.00	0.00	0.00
50E936 1250 2140 00 000004		0.00	0.00	0.00	0.00	0.00	0.00	0.00
50E940 1250 2140 30 000000	Esser Grant- Medicare	0.00	0.00	0.00	0.00	0.00	0.00	0.00
50E960 1250 2140 30 000000	ESSER II MEDICARE	2,200.00	87.78	2,274.42	-74.42	0.00	8,172.19	103.38
50E965 1250 2140 30 000000	ESSER III MEDICARE	10,000.00	417.98	651.54	9,348.46	0.00	3,479.00	6.52
50E000 1400 2130 20 000000	VOC SEC: FICA	3,000.00	85.23	85.23	2,914.77	0.00	2,480.48	2.84
50E000 1400 2140 20 000000	VOC SEC: MEDICAR	800.00	19.93	19.93	780.07	0.00	580.10	2.49
50E000 1401 2130 21 000000	VOCATIONAL FICA-SKYWARD	0.00	127.15	127.15	-127.15	0.00	0.00	0.00
50E000 1401 2140 21 000000	WCRVS SPEC.NEEDS: MEDIC	0.00	29.74	29.74	-29.74	0.00	0.00	0.00
50E000 1500 2130 00 000000	ATHL: FICA	2,500.00	154.82	302.06	2,197.94	0.00	1,808.99	12.08
50E000 1500 2130 00 000001	ATHL: FICA	1,500.00	0.00	0.00	1,500.00	0.00	1,347.90	0.00
50E204 1500 2130 20 000000	JH BOYS BASKETBALL FICA	200.00	0.00	0.00	200.00	0.00	0.00	0.00
50E204 1500 2130 22 000000	JH SOFTBALL FICA	200.00	0.00	0.00	200.00	0.00	161.28	0.00
50E204 1500 2130 23 000000	JH VOLLEYBALL FICA	400.00	0.00	0.00	400.00	0.00	372.76	0.00
50E204 1500 2130 24 000000	JH CHEERLEADING FICA	200.00	0.00	0.00	200.00	0.00	175.93	0.00
50E204 1500 2130 25 000000	JH DANCE/POM FICA	200.00	0.00	0.00	200.00	0.00	176.04	0.00
50E204 1500 2130 40 000000		325.00	0.00	0.00	325.00	0.00	293.28	0.00
50E303 1500 2130 01 000000	HS FOOTBALL FICA	600.00	0.00	0.00	600.00	0.00	479.71	0.00
50E303 1500 2130 04 000000	HS BOYS SOCCER FICA	700.00	0.00	0.00	700.00	0.00	505.88	0.00
50E303 1500 2130 05 000000		1,000.00	0.00	0.00	1,000.00	0.00	950.76	0.00
50E303 1500 2130 06 000000	HS WRESTLING FICA	600.00	0.00	0.00	600.00	0.00	505.92	0.00
50E303 1500 2130 07 000000		800.00	0.00	0.00	800.00	0.00	774.18	0.00
50E303 1500 2130 08 000000	HS SOFTBALL FICA	300.00	0.00	0.00	300.00	0.00	249.29	0.00
50E303 1500 2130 09 000000	HS FISHING FICA	0.00	0.00	0.00	0.00	0.00	0.00	0.00
50E303 1500 2130 10 000000	HS BOWLING FICA	0.00	0.00	0.00	0.00	0.00	0.00	0.00
50E303 1500 2130 11 000000	HS VOLLEYBALL FICA	700.00	0.00	0.00	700.00	0.00	637.82	0.00
50E303 1500 2130 13 000000	HS CHEERLEADING FICA	600.00	0.00	0.00	600.00	0.00	498.58	0.00
50E303 1500 2130 15 000000	HS BOYS BASKETBALL FICA	600.00	0.00	0.00	600.00	0.00	41.63	0.00
50E303 1500 2130 31 000000	HS GIRLS BASKETBALL FICA	800.00	0.00	0.00	800.00	0.00	649.60	0.00
50E303 1500 2130 32 000000		200.00	0.00	0.00	200.00	0.00	0.00	0.00
50E303 1500 2130 33 000000	HS GIRLS TRACK FICA	700.00	0.00	0.00	700.00	0.00	394.63	0.00
50E303 1500 2130 36 000000	HS GIRLS SOCCER FICA	600.00	0.00	0.00	600.00	0.00	513.78	0.00
50E000 1500 2140 00 000000	ATHL: MEDICARE	700.00	40.26	78.76	621.24	0.00	581.95	11.25
50E000 1500 2140 00 000001	ATHL: MEDICARE	600.00	0.00	0.00	600.00	0.00	534.70	0.00
50E204 1500 2140 20 000000	JH BOYS BASKETBALL MEDICARE	200.00	9.06	18.18	181.82	0.00	109.70	9.09

Account Number	Account Level Description Account Number	2023-24 Original Budget	August 2023-24 Monthly Activity	2023-24 FYTD Activity	2023-24 Available Funds	Encumbered Amount	2022-23 FY Activity	2023-24 FYTD %
50	SOCIAL SECURITY/MEDICARE							
50E204 1500 2140 21 000000	JH BASEBALL MEDICARE	100.00	6.46	12.94	87.06	0.00	78.27	12.94
50E204 1500 2140 22 000000	JH SOFTBALL MEDICARE	100.00	3.58	7.18	92.82	0.00	80.74	7.18
50E204 1500 2140 23 000000	JH VOLLEYBALL MEDICARE	100.00	0.00	0.00	100.00	0.00	94.44	0.00
50E204 1500 2140 24 000000	JH CHEERLEADING MEDICARE	100.00	0.00	0.00	100.00	0.00	41.16	0.00
50E204 1500 2140 25 000000	JH DANCE/POM MEDICARE	100.00	0.00	0.00	100.00	0.00	41.22	0.00
50E204 1500 2140 26 000000	JH BOYS TRACK MEDICARE	150.00	5.72	11.46	138.54	0.00	101.04	7.64
50E204 1500 2140 27 000000	JH BOYS CC MEDICARE	150.00	3.62	7.26	142.74	0.00	98.21	4.84
50E204 1500 2140 40 000000	JH GIRLS BASKETBALL MEDICAR	150.00	4.36	8.74	141.26	0.00	120.92	5.83
50E204 1500 2140 41 000000	JH GIRLS TRACK MEDICARE	150.00	5.82	11.66	138.34	0.00	90.32	7.77
50E303 1500 2140 01 000000	HS FOOTBALL MEDICARE	600.00	20.53	40.39	559.61	0.00	443.40	6.73
50E303 1500 2140 02 000000	HS BOYS CC MEDICARE	100.00	0.00	0.00	100.00	0.00	0.00	0.00
50E303 1500 2140 03 000000	HS BOYS TENNIS MEDICARE	100.00	5.64	11.28	88.72	0.00	67.32	11.28
50E303 1500 2140 04 000000	HS BOYS SOCCER MEDICARE	200.00	0.00	0.00	200.00	0.00	118.32	0.00
50E303 1500 2140 05 000000	HS BOYS TRACK MEDICARE	300.00	0.00	0.00	300.00	0.00	286.49	0.00
50E303 1500 2140 06 000000	HS WRESTLING MEDICARE	200.00	0.00	0.00	200.00	0.00	118.32	0.00
50E303 1500 2140 07 000000	HS BASEBALL MEDICARE	250.00	2.14	4.28	245.72	0.00	211.63	1.71
50E303 1500 2140 08 000000	HS SOFTBALL MEDICARE	300.00	15.52	31.12	268.88	0.00	180.89	10.37
50E303 1500 2140 09 000000	HS FISHING MEDICARE	100.00	3.42	6.84	93.16	0.00	40.92	6.84
50E303 1500 2140 10 000000	HS BOWLING MEDICARE	75.00	6.22	11.42	63.58	0.00	58.83	15.23
50E303 1500 2140 11 000000	HS VOLLEYBALL MEDICARE	250.00	4.59	8.85	241.15	0.00	200.20	3.54
50E303 1500 2140 12 000000	HS BOYS GOLF MEDICARE	200.00	5.42	10.86	189.14	0.00	65.04	5.43
50E303 1500 2140 13 000000	HS CHEERLEADING MEDICARE	200.00	0.00	0.00	200.00	0.00	116.63	0.00
50E303 1500 2140 14 000000	HS DANCE/POM MEDICARE	150.00	12.14	24.32	125.68	0.00	140.59	16.21
50E303 1500 2140 15 000000	HS BOYS BASKETBALL MEDICARE	400.00	20.68	41.38	358.62	0.00	326.57	10.35
50E303 1500 2140 31 000000	HS GIRLS BASKETBALL MEDICAR	300.00	0.00	0.00	300.00	0.00	219.23	0.00
50E303 1500 2140 32 000000	HS GIRLS CC MEDICARE	150.00	5.69	11.39	138.61	0.00	68.15	7.59
50E303 1500 2140 33 000000	HS GIRLS TRACK MEDICARE	250.00	11.63	23.29	226.71	0.00	193.78	9.32
50E303 1500 2140 34 000000	HS GIRLS GOLF MEDICARE	100.00	5.30	10.62	89.38	0.00	63.53	10.62
50E303 1500 2140 35 000000	HS GIRLS TENNIS MEDICARE	100.00	5.68	11.38	88.62	0.00	68.06	11.38
50E303 1500 2140 36 000000	HS GIRLS SOCCER MEDICARE	200.00	0.00	0.00	200.00	0.00	120.12	0.00
50E000 1501 2130 00 000000	ADAMS ATHLETIC FICA	3,000.00	12.54	25.16	2,974.84	0.00	1,940.22	0.84
50E000 1501 2140 00 000000	ADAMS ATHLETIC MEDICARE	1,500.00	30.44	60.42	1,439.58	0.00	734.26	4.03
50E000 1600 2140 00 000002	JH SUMMER SCHOOL MEDICARE	0.00	0.00	0.00	0.00	0.00	0.00	0.00
50E000 1600 2140 00 000003	HS SUMMER SCHOOL MEDICARE	0.00	0.00	0.00	0.00	0.00	0.00	0.00
50E941 2110 2140 00 000000		100.00	0.00	57.66	42.34	0.00	601.97	57.66
50E105 2122 2140 00 000000	ADAMS PUPIL SERV MEDICARE	1,160.00	89.38	179.08	980.92	0.00	1,072.14	15.44
50E107 2122 2140 00 000000	JEFFERSON PUPIL SERV MEDICA	0.00	0.00	0.00	0.00	0.00	0.00	0.00
50E108 2122 2140 00 000000	LINCOLN PUPIL SERV MEDICARE	1,010.00	74.30	149.06	860.94	0.00	896.95	14.76

Account Number	Account Level Description Account Number	2023-24 Original Budget	August 2023-24 Monthly Activity	2023-24 FYTD Activity	2023-24 Available Funds	Encumbered Amount	2022-23 FY Activity	2023-24 FYTD %
50	SOCIAL SECURITY/MEDICARE							
50E109 2122 2140 00 000000	LINCOLN PUPIL SERV MEDICARE	0.00	0.00	0.00	0.00	0.00	0.00	0.00
50E110 2122 2140 00 000000	WASHINGTON PUPIL SERV MEDIC	0.00	0.00	0.00	0.00	0.00	0.00	0.00
50E204 2122 2140 00 000000	JH PUPIL SERV MEDICARE	2,000.00	141.28	283.48	1,716.52	0.00	1,699.75	14.17
50E303 2122 2140 00 000000	HS PUPIL SERV MEDICARE	6,350.00	479.34	902.82	5,447.18	0.00	5,062.65	14.22
50E902 2122 2140 30 000000	TITLE I MEDICARE	2,000.00	0.00	0.00	2,000.00	0.00	0.00	0.00
50E902 2122 2140 30 105000	AD TITLE I MEDICARE	0.00	0.00	0.00	0.00	0.00	16.76	0.00
50E902 2122 2140 30 107000	JE TITLE I MEDICARE	0.00	0.00	0.00	0.00	0.00	16.76	0.00
50E902 2122 2140 30 108000		0.00	0.00	0.00	0.00	0.00	16.76	0.00
50E902 2122 2140 30 109000	LO TITLE I MEDICARE	0.00	0.00	0.00	0.00	0.00	272.36	0.00
50E902 2122 2140 30 110000		0.00	0.00	0.00	0.00	0.00	16.76	0.00
50E930 2122 2140 00 107000		0.00	64.72	129.62	-129.62	0.00	786.07	0.00
50E930 2122 2140 00 109000		0.00	67.40	134.80	-134.80	0.00	674.00	0.00
50E930 2122 2140 00 110000		0.00	30.46	60.92	-60.92	0.00	167.53	0.00
50E930 2122 2140 30 000000	TITLE I:GUIDANCE MEDICAR	500.00	0.00	0.00	500.00	0.00	0.00	0.00
50E000 2134 2130 00 000000	HEALTH: FICA	3,900.00	263.24	527.88	3,372.12	0.00	3,242.80	13.54
50E105 2134 2130 00 000000	ADAMS HEALTH SERV FICA	2,000.00	172.71	320.65	1,679.35	0.00	1,783.75	16.03
50E107 2134 2130 00 000000	JEFFERSON HEALTH SERV FICA	1,800.00	159.82	299.06	1,500.94	0.00	1,682.20	16.61
50E108 2134 2130 00 000000	LINCOLN HEALTH SERV FICA	1,800.00	156.31	292.53	1,507.47	0.00	1,644.55	16.25
50E109 2134 2130 00 000000	LONGFELLOW HEALTH SERV FICA	1,900.00	130.68	261.36	1,638.64	0.00	1,574.27	13.76
50E110 2134 2130 00 000000	WASHINGTON HEALTH SERV FICA	2,500.00	194.87	363.37	2,136.63	0.00	2,088.76	14.53
50E204 2134 2130 00 000000	JH HEALTH SERV FICA	1,900.00	89.14	168.60	1,731.40	0.00	1,019.86	8.87
50E303 2134 2130 00 000000	HS HEALTH SERV FICA	2,000.00	116.52	233.70	1,766.30	0.00	1,451.80	11.69
50E960 2134 2130 30 000000		0.00	0.00	0.00	0.00	0.00	193.14	0.00
50E965 2134 2130 30 000000		3,000.00	257.35	487.45	2,512.55	0.00	2,688.39	16.25
50E000 2134 2140 00 000000	HEALTH: MEDICARE	1,000.00	61.56	123.44	876.56	0.00	758.28	12.34
50E105 2134 2140 00 000000	ADAMS HEALTH SERV MEDICARE	600.00	40.39	74.99	525.01	0.00	417.18	12.50
50E107 2134 2140 00 000000	JEFFERSON HEALTH SERV MEDIC	450.00	37.37	69.93	380.07	0.00	393.38	15.54
50E108 2134 2140 00 000000	LINCOLN HEALTH SERV MEDICAR	500.00	36.56	68.42	431.58	0.00	384.64	13.68
50E109 2134 2140 00 000000	LONGFELLOW HEALTH SERV MEDI	500.00	30.56	61.12	438.88	0.00	368.16	12.22
50E110 2134 2140 00 000000	WASHINGTON HEALTH SERV MEDI	600.00	45.58	84.98	515.02	0.00	488.45	14.16
50E204 2134 2140 00 000000	JH HEALTH SERV MEDICARE	500.00	21.91	41.59	458.41	0.00	249.54	8.32
50E303 2134 2140 00 000000	HS HEALTH SERV MEDICARE	500.00	27.24	54.64	445.36	0.00	339.49	10.93
50E960 2134 2140 30 000000		0.00	0.00	0.00	0.00	0.00	45.17	0.00
50E965 2134 2140 30 000000		800.00	60.19	114.01	685.99	0.00	628.80	14.25
50E105 2190 2130 00 000000	ADAMS SUPPORT STAFF FICA	1,000.00	28.54	28.54	971.46	0.00	757.04	2.85
50E107 2190 2130 00 000000	JEFFERSON SUPPORT STAFF FIC	2,600.00	179.38	179.38	2,420.62	0.00	2,427.52	6.90
50E108 2190 2130 00 000000	LINCOLN SUPPORT STAFF FICA	4,500.00	202.89	202.89	4,297.11	0.00	3,817.18	4.51
50E109 2190 2130 00 000000	LONGFELLOW SUPPORT STAFF FI	2,000.00	92.03	92.03	1,907.97	0.00	1,854.35	4.60

Account Number	Account Level Description Account Number	2023-24 Original Budget	August 2023-24 Monthly Activity	2023-24 FYTD Activity	2023-24 Available Funds	Encumbered Amount	2022-23 FY Activity	2023-24 FYTD %
50	SOCIAL SECURITY/MEDICARE							
50E110 2190 2130 00 000000	WASHINGTON SUPPORT STAFF FI	6,200.00	295.60	295.60	5,904.40	0.00	5,391.77	4.77
50E204 2190 2130 00 000000	JH SUPPORT STAFF FICA	2,500.00	164.76	164.76	2,335.24	0.00	1,436.06	6.59
50E303 2190 2130 00 000000	HS SUPPORT STAFF FICA	7,400.00	314.25	314.25	7,085.75	0.00	6,736.75	4.25
50E105 2190 2140 00 000000	ADAMS SUPPORT STAFF MEDICAR	250.00	6.68	6.68	243.32	0.00	177.07	2.67
50E107 2190 2140 00 000000	JEFFERSON SUPPORT STAFF MED	700.00	41.95	41.95	658.05	0.00	567.69	5.99
50E108 2190 2140 00 000000	LINCOLN SUPPORT STAFF MEDIC	1,050.00	47.45	47.45	1,002.55	0.00	892.74	4.52
50E109 2190 2140 00 000000	LONGFELLOW SUPPORT STAFF ME	500.00	21.51	21.51	478.49	0.00	433.67	4.30
50E110 2190 2140 00 000000	WASHINGTON SUPPORT STAFF ME	1,500.00	69.13	69.13	1,430.87	0.00	1,260.19	4.61
50E204 2190 2140 00 000000	JH SUPPORT STAFF MEDICARE	500.00	38.54	38.54	461.46	0.00	335.86	7.71
50E303 2190 2140 00 000000	HS SUPPORT STAFF MEDICARE	1,800.00	73.49	73.49	1,726.51	0.00	1,575.48	4.08
50E000 2210 2130 00 000000	IMP INST: FICA	2,600.00	211.32	423.38	2,176.62	0.00	2,446.38	16.28
50E902 2210 2130 30 000000	TITLE I FICA	0.00	0.00	0.00	0.00	0.00	0.00	0.00
50E930 2210 2130 30 000000	TITLE I; FICA	0.00	0.00	0.00	0.00	0.00	230.65	0.00
50E940 2210 2130 30 000000	ESSER FICA	0.00	0.00	0.00	0.00	0.00	0.00	0.00
50E960 2210 2130 30 000000		0.00	0.00	0.00	0.00	0.00	8.44	0.00
50E000 2210 2140 00 000000	IMP INST: MEDICARE	2,000.00	176.26	370.98	1,629.02	0.00	1,851.90	18.55
50E303 2210 2140 00 000001	3 CIRCLE AG GRANT MEDICARE	50.00	5.36	10.74	39.26	0.00	43.52	21.48
50E902 2210 2140 30 000000	TITLE I MEDICARE	1,500.00	18.12	18.12	1,481.88	0.00	0.00	1.21
50E902 2210 2140 30 105000	AD TITLE I MEDICARE	0.00	0.00	0.00	0.00	0.00	49.80	0.00
50E902 2210 2140 30 107000	JE TITLE I MEDICARE	0.00	0.00	0.00	0.00	0.00	49.80	0.00
50E902 2210 2140 30 108000	LI TITLE I MEDICARE	0.00	0.00	0.00	0.00	0.00	49.80	0.00
50E902 2210 2140 30 109000	LO TITLE I MEDICARE	0.00	0.00	0.00	0.00	0.00	49.80	0.00
50E902 2210 2140 30 110000	WA TITLE I MEDICARE	0.00	0.00	0.00	0.00	0.00	49.72	0.00
50E930 2210 2140 00 105000	AD TITLE I MEDICARE	0.00	0.00	0.00	0.00	0.00	0.00	0.00
50E930 2210 2140 00 107000	JE TITLE I MEDICARE	0.00	0.00	0.00	0.00	0.00	0.00	0.00
50E930 2210 2140 00 108000	LI TITLE I MEDICARE	0.00	0.00	0.00	0.00	0.00	0.00	0.00
50E930 2210 2140 00 109000	LO TITLE I MEDICARE	0.00	0.00	0.00	0.00	0.00	0.00	0.00
50E930 2210 2140 00 110000	WA TITLE I MEDICARE	0.00	0.00	0.00	0.00	0.00	0.00	0.00
50E930 2210 2140 30 000000	TITLE I; MEDICARE	173.00	0.00	0.00	173.00	0.00	53.94	0.00
50E930 2210 2140 30 105000	Title I Medicare-Summer Sch	0.00	1.69	3.39	-3.39	0.00	88.47	0.00
50E930 2210 2140 30 107000	Title I Medicare-Summer Sch	0.00	5.93	11.87	-11.87	0.00	131.39	0.00
50E930 2210 2140 30 108000	Title I Medicare-Summer Sch	0.00	53.30	106.82	-106.82	0.00	608.62	0.00
50E930 2210 2140 30 109000	Title I Medicare-Summer Sch	0.00	16.08	32.22	-32.22	0.00	233.70	0.00
50E930 2210 2140 30 110000	Title I Medicare-Summer Sch	0.00	7.61	15.25	-15.25	0.00	148.45	0.00
50E935 2210 2140 00 000004	TITLE II MEDICARE	0.00	0.00	0.00	0.00	0.00	0.00	0.00
50E935 2210 2140 00 000005	TITLE SIP MEDICARE	0.00	0.00	0.00	0.00	0.00	0.00	0.00
50E940 2210 2140 30 000000	ESSER MEDICARE	0.00	0.00	0.00	0.00	0.00	0.00	0.00
50E960 2210 2140 30 000000		0.00	0.00	0.00	0.00	0.00	148.54	0.00

Account Number	Account Level Description Account Number	2023-24 Original Budget	August 2023-24 Monthly Activity	2023-24 FYTD Activity	2023-24 Available Funds	Encumbered Amount	2022-23 FY Activity	2023-24 FYTD %
50	SOCIAL SECURITY/MEDICARE							
50E965 2210 2140 30 000000	ESSER III MEDICARE	1,600.00	0.00	0.00	1,600.00	0.00	0.00	0.00
50E965 2220 2140 30 000000		300.00	0.00	0.00	300.00	0.00	38.77	0.00
50E000 2225 2130 00 000000	TECH: FICA	17,000.00	1,377.26	2,754.74	14,245.26	0.00	16,015.52	16.20
50E000 2225 2140 00 000000	TECH: MEDICARE	4,000.00	322.10	644.26	3,355.74	0.00	3,745.34	16.11
50E000 2321 2130 00 000000	ADMIN: FICA	3,500.00	288.68	577.36	2,922.64	0.00	3,355.20	16.50
50E000 2321 2140 00 000000	ADMIN: MEDICARE	4,100.00	254.84	510.14	3,589.86	0.00	3,852.58	12.44
50E965 2330 2140 30 000000		0.00	0.00	0.00	0.00	0.00	0.00	0.00
50E105 2410 2130 00 000000	ADAMS PRINCIPAL FICA	3,200.00	224.42	423.14	2,776.86	0.00	2,430.30	13.22
50E107 2410 2130 00 000000	JEFFERSON PRINCIPAL FICA	2,800.00	223.88	435.06	2,364.94	0.00	2,523.54	15.54
50E108 2410 2130 00 000000	LINCOLN PRINCIPAL FICA	2,500.00	219.36	418.68	2,081.32	0.00	2,210.83	16.75
50E109 2410 2130 00 000000	LONGFELLOW PRINCIPAL FICA	3,000.00	218.05	423.27	2,576.73	0.00	2,253.67	14.11
50E110 2410 2130 00 000000	WASHINGTON PRINCIPAL FICA	3,000.00	238.12	461.04	2,538.96	0.00	2,755.98	15.37
50E204 2410 2130 00 000000	JH PRINCIPAL FICA	4,600.00	370.86	761.01	3,838.99	0.00	4,190.90	16.54
50E303 2410 2130 00 000000	HS PRIN FICA	6,000.00	382.24	742.62	5,257.38	0.00	4,230.88	12.38
50E105 2410 2140 00 000000	ADAMS PRINCIPAL MEDICARE	2,200.00	169.43	328.93	1,871.07	0.00	1,921.13	14.95
50E107 2410 2140 00 000000	JEFFERSON PRINCIPAL MEDICAR	2,000.00	139.70	276.88	1,723.12	0.00	1,747.28	13.84
50E108 2410 2140 00 000000	LINCOLN PRINCIPAL MEDICARE	3,600.00	271.66	539.54	3,060.46	0.00	3,217.58	14.99
50E109 2410 2140 00 000000	LONGFELLOW PRINCIPAL MEDICA	2,100.00	50.99	98.97	2,001.03	0.00	2,012.76	4.71
50E110 2410 2140 00 000000	WASHINGTON PRINCIPAL MEDICA	3,500.00	160.06	316.88	3,183.12	0.00	3,147.30	9.05
50E204 2410 2140 00 000000	JH PRINCIPAL MEDICARE	5,400.00	395.90	796.64	4,603.36	0.00	4,456.28	14.75
50E303 2410 2140 00 000000	HS PRIN MEDICARE	8,500.00	673.64	1,339.31	7,160.69	0.00	7,357.13	15.76
50E930 2410 2140 30 000000	TITLE 1: MEDICARE	0.00	0.00	0.00	0.00	0.00	0.00	0.00
50E000 2510 2130 00 000000	BUS MAN: FICA	6,100.00	483.74	1,066.24	5,033.76	0.00	5,527.85	17.48
50E000 2510 2140 00 000000	BUS MAN: MEDICARE	1,450.00	113.12	249.34	1,200.66	0.00	1,292.89	17.20
50E000 2520 2130 00 000000	FISCAL: FICA	6,831.00	442.74	935.00	5,896.00	0.00	5,140.11	13.69
50E000 2520 2140 00 000000	FISCAL: MEDICARE	1,600.00	103.54	218.67	1,381.33	0.00	1,202.24	13.67
50E000 2542 2130 00 000000	MAINT: FICA	27,000.00	2,430.56	4,703.21	22,296.79	0.00	26,712.74	17.42
50E105 2542 2130 00 000000	ADAMS CUSTODIAN FICA	6,300.00	385.74	704.98	5,595.02	0.00	4,494.09	11.19
50E107 2542 2130 00 000000	JEFFERSON CUSTODIAN FICA	7,000.00	582.31	1,044.32	5,955.68	0.00	5,828.12	14.92
50E108 2542 2130 00 000000	LINCOLN CUSTODIAN FICA	8,000.00	739.54	1,548.02	6,451.98	0.00	7,698.52	19.35
50E109 2542 2130 00 000000	LONGFELLOW CUSTODIAN FICA	6,500.00	464.00	921.14	5,578.86	0.00	4,590.15	14.17
50E110 2542 2130 00 000000	WASHINGTON CUSTODIAN FICA	9,000.00	648.94	1,285.07	7,714.93	0.00	7,927.66	14.28
50E204 2542 2130 00 000000	JH CUSTODIAN FICA	13,000.00	899.39	1,537.05	11,462.95	0.00	10,816.99	11.82
50E303 2542 2130 00 000000	HS CUSTODIAN FICA	20,500.00	1,790.58	3,528.81	16,971.19	0.00	18,574.59	17.21
50E000 2542 2140 00 000000	MAINT: MEDICARE	7,000.00	568.43	1,099.93	5,900.07	0.00	6,247.40	15.71
50E105 2542 2140 00 000000	ADAMS CUSTODIAN MEDICARE	1,500.00	90.21	164.87	1,335.13	0.00	1,050.99	10.99
50E107 2542 2140 00 000000	JEFFERSON CUSTODIAN MEDICAR	1,700.00	136.19	244.25	1,455.75	0.00	1,363.02	14.37
50E108 2542 2140 00 000000	LINCOLN CUSTODIAN MEDICARE	2,400.00	172.95	362.04	2,037.96	0.00	1,800.49	15.09

Account Number	Account Level Description Account Number	2023-24 Original Budget	August 2023-24 Monthly Activity	2023-24 FYTD Activity	2023-24 Available Funds	Encumbered Amount	2022-23 FY Activity	2023-24 FYTD %
50	SOCIAL SECURITY/MEDICARE							
50E109 2542 2140 00 000000	LONGFELLOW CUSTODIAN MEDICA	1,300.00	108.52	215.43	1,084.57	0.00	1,073.52	16.57
50E110 2542 2140 00 000000	WASHINGTON CUSTODIAN MEDICA	2,100.00	151.77	300.55	1,799.45	0.00	1,854.13	14.31
50E204 2542 2140 00 000000	JH CUSTODIAN MEDICARE	2,800.00	210.34	359.48	2,440.52	0.00	2,529.75	12.84
50E303 2542 2140 00 000000	HS CUSTODIAN MEDICARE	5,000.00	418.76	825.29	4,174.71	0.00	4,344.12	16.51
50E000 2550 2130 00 000000	PUPIL TRANS: FICA	1,400.00	110.68	222.17	1,177.83	0.00	1,284.96	15.87
50E000 2550 2140 00 000000	PUPIL TRANS: MEDICARE	325.00	25.88	51.95	273.05	0.00	300.44	15.98
50E000 2560 2120 84 000000	FOOD SERV: IMRF	0.00	0.00	0.00	0.00	0.00	0.00	0.00
50E000 2560 2130 84 000000	FOOD SERV: FICA	6,000.00	473.38	1,061.33	4,938.67	0.00	6,004.25	17.69
50E105 2560 2130 84 000000	ADAMS FOOD SERV FICA	7,000.00	366.04	366.04	6,633.96	0.00	5,505.85	5.23
50E107 2560 2130 84 000000	JEFFERSON FOOD SERV FICA	5,800.00	267.04	267.04	5,532.96	0.00	4,764.34	4.60
50E108 2560 2130 84 000000	LINCOLN FOOD SERV FICA	9,500.00	401.81	401.81	9,098.19	0.00	9,291.30	4.23
50E109 2560 2130 84 000000	LONGFELLOW FOOD SERV FICA	6,200.00	315.80	315.80	5,884.20	0.00	5,818.51	5.09
50E110 2560 2130 84 000000	WASHINGTON FOOD SERV FICA	7,500.00	349.05	380.21	7,119.79	0.00	7,369.76	5.07
50E204 2560 2130 84 000000	JH FOOD FICA	11,500.00	506.91	506.91	10,993.09	0.00	10,693.74	4.41
50E303 2560 2130 84 000000	HS FOOD SERV FICA	12,000.00	634.75	634.75	11,365.25	0.00	9,614.85	5.29
50E960 2560 2130 30 000000		228.00	0.00	227.87	0.13	0.00	3,002.31	99.94
50E965 2560 2130 30 000000	ESSER 3 FICA	3,100.00	0.00	0.00	3,100.00	0.00	0.00	0.00
50E000 2560 2140 84 000000	FOOD SERV: MEDICARE	1,700.00	110.70	248.20	1,451.80	0.00	1,404.17	14.60
50E105 2560 2140 84 000000	ADAMS FOOD SERV MEDICARE	1,400.00	85.60	85.60	1,314.40	0.00	1,287.63	6.11
50E107 2560 2140 84 000000	JEFFERSON FOOD SERV MEDICAR	1,200.00	62.45	62.45	1,137.55	0.00	1,114.22	5.20
50E108 2560 2140 84 000000	LINCOLN FOOD SERV MEDICARE	2,300.00	93.98	93.98	2,206.02	0.00	2,172.98	4.09
50E109 2560 2140 84 000000	LONGFELLOW FOOD SERV MEDICA	1,500.00	73.86	73.86	1,426.14	0.00	1,360.85	4.92
50E110 2560 2140 84 000000	WASHINGTON FOOD SERV MEDICA	1,800.00	81.62	88.91	1,711.09	0.00	1,723.64	4.94
50E204 2560 2140 84 000000	JH FOOD SERV MEDICARE	2,600.00	118.56	118.56	2,481.44	0.00	2,500.91	4.56
50E303 2560 2140 84 000000	HS FOOD SERV MEDICARE	3,000.00	148.44	148.44	2,851.56	0.00	2,248.64	4.95
50E960 2560 2140 30 000000		53.00	0.00	53.30	-0.30	0.00	702.13	100.57
50E965 2560 2140 30 000000	ESSER 3 Medicare	1,000.00	0.00	0.00	1,000.00	0.00	0.00	0.00
50E902 2900 2130 30 105000	AD TITLE I FICA	0.00	0.00	0.00	0.00	0.00	0.00	0.00
50E902 2900 2130 30 107000	JE TITLE I FICA	0.00	0.00	0.00	0.00	0.00	0.00	0.00
50E902 2900 2130 30 108000	LI TITLE I FICA	0.00	0.00	0.00	0.00	0.00	0.00	0.00
50E902 2900 2130 30 109000	LO TITLE I FICA	0.00	0.00	0.00	0.00	0.00	0.00	0.00
50E902 2900 2130 30 110000	WA TITLE I FICA	0.00	0.00	0.00	0.00	0.00	0.00	0.00
50E930 2900 2130 30 000000	TITLE I: FICA	0.00	0.00	0.00	0.00	0.00	0.00	0.00
50E930 2900 2130 30 105000	AD TITLE I FICA	0.00	0.00	0.00	0.00	0.00	0.00	0.00
50E930 2900 2130 30 107000	JE TITLE I FICA	0.00	0.00	0.00	0.00	0.00	0.00	0.00
50E930 2900 2130 30 108000	LI TITLE I FICA	0.00	0.00	0.00	0.00	0.00	0.00	0.00
50E930 2900 2130 30 109000	LO TITLE I FICA	0.00	0.00	0.00	0.00	0.00	0.00	0.00
50E930 2900 2130 30 110000	WA TITLE I FICA	0.00	0.00	0.00	0.00	0.00	0.00	0.00

Account Number	Account Level Description Account Number	2023-24 Original Budget	August 2023-24 Monthly Activity	2023-24 FYTD Activity	2023-24 Available Funds	Encumbered Amount	2022-23 FY Activity	2023-24 FYTD %
50	SOCIAL SECURITY/MEDICARE							
50E000 2900 2140 00 000000		100.00	0.00	0.00	100.00	0.00	37.00	0.00
50E902 2900 2140 30 000000	TITLE I MEDICARE	0.00	0.00	0.00	0.00	0.00	0.00	0.00
50E902 2900 2140 30 105000	AD TITLE I MEDICARE	0.00	0.00	0.00	0.00	0.00	11.12	0.00
50E902 2900 2140 30 107000	JE TITLE I MEDICARE	0.00	0.00	0.00	0.00	0.00	11.12	0.00
50E902 2900 2140 30 108000	LI TITLE I MEDICARE	0.00	0.00	0.00	0.00	0.00	11.12	0.00
50E902 2900 2140 30 109000	LO TITLE I MEDICARE	0.00	0.00	0.00	0.00	0.00	11.12	0.00
50E902 2900 2140 30 110000	WA TITLE I MEDICARE	0.00	0.00	0.00	0.00	0.00	11.12	0.00
50E930 2900 2140 30 000000	TITLE I: MEDICARE	0.00	0.00	0.00	0.00	0.00	0.00	0.00
50E930 2900 2140 30 105000	AD TITLE I MEDICARE	0.00	0.00	0.00	0.00	0.00	0.00	0.00
50E930 2900 2140 30 107000	JE TITLE I MEDICARE	0.00	0.00	0.00	0.00	0.00	-6.10	0.00
50E930 2900 2140 30 108000	LI TITLE I MEDICARE	0.00	0.00	0.00	0.00	0.00	3.05	0.00
50E930 2900 2140 30 109000	LO TITLE I MEDICARE	0.00	0.00	0.00	0.00	0.00	3.05	0.00
50E930 2900 2140 30 110000	WA TITLE I MEDICARE	0.00	0.00	0.00	0.00	0.00	15.22	0.00
50E902 3900 2130 30 000000	TITLE I FICA	0.00	0.00	0.00	0.00	0.00	0.00	0.00
50E930 3900 2130 30 000000	TITLE I: FICA	0.00	0.00	0.00	0.00	0.00	0.00	0.00
50E902 3900 2140 30 000000	TITLE I MEDICARE	400.00	0.00	0.00	400.00	0.00	0.00	0.00
50E902 3900 2140 30 105000	AD TITLE I MEDICARE	0.00	0.00	0.00	0.00	0.00	11.76	0.00
50E902 3900 2140 30 107000	JE TITLE I MEDICARE	0.00	0.00	0.00	0.00	0.00	11.76	0.00
50E902 3900 2140 30 108000	LI TITLE I MEDICARE	0.00	0.00	0.00	0.00	0.00	11.76	0.00
50E902 3900 2140 30 109000	LO TITLE I MEDICARE	0.00	0.00	0.00	0.00	0.00	11.76	0.00
50E902 3900 2140 30 110000	WA TITLE I MEDICARE	0.00	0.00	0.00	0.00	0.00	11.76	0.00
50E930 3900 2140 30 000000	TITLE I: MEDICARE	100.00	0.00	0.00	100.00	0.00	0.00	0.00
50E930 3900 2140 30 105000		0.00	6.10	12.20	-12.20	0.00	57.91	0.00
50E930 3900 2140 30 107000		0.00	6.10	12.20	-12.20	0.00	57.91	0.00
50E930 3900 2140 30 108000		0.00	6.10	12.20	-12.20	0.00	57.91	0.00
50E930 3900 2140 30 109000		0.00	6.10	12.20	-12.20	0.00	57.91	0.00
50E930 3900 2140 30 110000		0.00	6.04	12.08	-12.08	0.00	57.54	0.00
50E000 3901 2130 00 000000	AFTERCATS: FICA	600.00	3.30	3.30	596.70	0.00	442.07	0.55
50E105 3901 2130 00 000000	ADAMS AFTERCATS FICA	1,000.00	12.32	12.32	987.68	0.00	365.49	1.23
50E107 3901 2130 00 000000	JEFFERSON AFTERCATS FICA	1,000.00	23.53	23.53	976.47	0.00	787.97	2.35
50E108 3901 2130 00 000000	LINCOLN AFTERCATS FICA	2,300.00	80.91	80.91	2,219.09	0.00	2,152.16	3.52
50E109 3901 2130 00 000000	LONGFELLOW AFTERCATS FICA	1,200.00	45.24	45.24	1,154.76	0.00	971.84	3.77
50E110 3901 2130 00 000000	WASHINGTON AFTERCATS FICA	1,500.00	58.06	58.06	1,441.94	0.00	1,025.92	3.87
50E204 3901 2130 00 000000	JH AFTERCATS FICA	600.00	51.83	51.83	548.17	0.00	550.04	8.64
50E000 3901 2140 00 000000	AFTERCATS: MEDICARE	125.00	0.77	0.77	124.23	0.00	103.40	0.62
50E105 3901 2140 00 000000	ADAMS AFTERCATS MEDICARE	250.00	2.88	2.88	247.12	0.00	85.46	1.15
50E107 3901 2140 00 000000	JEFFERSON AFTERCATS MEDICAR	250.00	5.50	5.50	244.50	0.00	184.26	2.20
50E108 3901 2140 00 000000	LINCOLN AFTERCATS MEDICARE	600.00	18.92	18.92	581.08	0.00	503.30	3.15

Account Number	Account Level Description Account Number	2023-24 Original Budget	August 2023-24 Monthly Activity	2023-24 FYTD Activity	2023-24 Available Funds	Encumbered Amount	2022-23 FY Activity	2023-24 FYTD %
50	SOCIAL SECURITY/MEDICARE							
50E109 3901 2140 00 000000	LONGFELLOW AFTERCATS MEDICA	300.00	10.58	10.58	289.42	0.00	227.23	3.53
50E110 3901 2140 00 000000	WASHINGTON AFTERCATS MEDICA	300.00	13.58	13.58	286.42	0.00	239.89	4.53
50E204 3901 2140 00 000000	JH AFTERCATS - MEDICARE	150.00	12.12	12.12	137.88	0.00	128.61	8.08
50---- ---- ---- -- ------		690,780.00	45,375.94	87,354.81	603,425.19	0.00	605,870.04	12.65
51	ILLINOIS MUNICIPAL RETIREMENT							
51E000 1101 2120 00 000002		100.00	0.00	0.00	100.00	0.00	45.89	0.00
51E105 1101 2120 00 000000	ELEM. IMRF	4,400.00	76.89	76.89	4,323.11	0.00	3,872.80	1.75
51E105 1101 2120 00 000001	ADAMS IMRF	500.00	0.00	0.00	500.00	0.00	0.00	0.00
51E107 1101 2120 00 000000	JEFFERSON IMRF	2,800.00	111.28	160.65	2,639.35	0.00	1,835.94	5.74
51E108 1101 2120 00 000000	LINCOLN IMRF	100.00	0.00	0.00	100.00	0.00	0.00	0.00
51E109 1101 2120 00 000000	LONGFELLOW IMRF	2,200.00	87.19	87.19	2,112.81	0.00	1,615.61	3.96
51E110 1101 2120 00 000000	WASHINGTON IMRF	4,500.00	129.61	129.61	4,370.39	0.00	2,718.50	2.88
51E204 1102 2120 00 000001		50.00	0.00	0.00	50.00	0.00	18.50	0.00
51E303 1103 2120 00 000000	HS IMRF	20,000.00	1,229.38	2,458.76	17,541.24	0.00	16,952.44	12.29
51E303 1103 2120 00 000001	HS IMRF	500.00	0.00	0.00	500.00	0.00	0.00	0.00
51E930 1250 2120 30 000000		200.00	0.00	0.00	200.00	0.00	0.00	0.00
51E940 1250 2120 30 000000	Esser Grant-IMRF-Employer	0.00	0.00	0.00	0.00	0.00	0.00	0.00
51E960 1250 2120 30 000000	ESSER II IMRF	700.00	0.00	785.43	-85.43	0.00	4,269.00	112.20
51E965 1250 2120 30 000000	ESSER III IMRF	7,000.00	0.00	0.00	7,000.00	0.00	0.00	0.00
51E000 1500 2120 00 000000	ATHL: IMRF	4,200.00	220.48	430.18	3,769.82	0.00	3,127.29	10.24
51E000 1500 2120 00 000001	ATHL: IMRF	1,500.00	0.00	0.00	1,500.00	0.00	1,026.09	0.00
51E303 1500 2120 01 000000	HS FOOTBALL IMRF	1,500.00	0.00	0.00	1,500.00	0.00	0.00	0.00
51E303 1500 2120 05 000000		1,000.00	0.00	0.00	1,000.00	0.00	806.00	0.00
51E303 1500 2120 06 000000	HS WRESTLING IMRF	200.00	0.00	0.00	200.00	0.00	0.00	0.00
51E303 1500 2120 07 000000		420.00	0.00	0.00	420.00	0.00	371.75	0.00
51E303 1500 2120 15 000000	HS BOYS BASKETBALL IMRF	500.00	0.00	0.00	500.00	0.00	0.00	0.00
51E303 1500 2120 31 000000	HS GIRLS BASKETBALL	600.00	0.00	0.00	600.00	0.00	449.43	0.00
51E303 1500 2120 32 000000	HS GIRLS CROSS COUNTRY	800.00	0.00	0.00	800.00	0.00	0.00	0.00
51E303 1500 2120 33 000000	HS GIRLS TRACK IMRF	1,000.00	0.00	0.00	1,000.00	0.00	0.00	0.00
51E303 1500 2120 36 000000		0.00	0.00	0.00	0.00	0.00	251.46	0.00
51E000 1501 2120 00 000000	ADAMS IMRF	2,500.00	20.04	40.08	2,459.92	0.00	564.85	1.60
51E000 2134 2120 00 000000	HEALTH SERV IMRF	7,000.00	416.28	832.56	6,167.44	0.00	6,169.64	11.89
51E105 2134 2120 00 000000	HEALTH SERV. IMRF	4,000.00	245.97	456.65	3,543.35	0.00	3,073.65	11.42
51E107 2134 2120 00 000000	HEALTH SERV. IMRF	4,000.00	227.60	425.90	3,574.10	0.00	2,887.86	10.65
51E108 2134 2120 00 000000	HEALTH SERVICES: IMRF	4,000.00	244.98	460.26	3,539.74	0.00	3,140.53	11.51

Account Number	Account Level Description Account Number	2023-24 Original Budget	August 2023-24 Monthly Activity	2023-24 FYTD Activity	2023-24 Available Funds	Encumbered Amount	2022-23 FY Activity	2023-24 FYTD %
51	ILLINOIS MUNICIPAL RETIREMENT							
51E109 2134 2120 00 000000	HEALTH SERV. IMRF	4,000.00	186.10	372.20	3,627.80	0.00	2,712.28	9.31
51E110 2134 2120 00 000000	HEALTH SERV. IMRF	5,800.00	299.88	561.14	5,238.86	0.00	3,838.79	9.67
51E204 2134 2120 00 000000	HEALTH SERV. IMRF	3,700.00	149.31	283.79	3,416.21	0.00	1,965.56	7.67
51E303 2134 2120 00 000000	HEALTH SERV. IMRF	4,000.00	186.12	372.24	3,627.76	0.00	2,696.80	9.31
51E960 2134 2120 30 000000	ESSER 2 HEALTH SERV IMRF	500.00	0.00	0.00	500.00	0.00	390.02	0.00
51E965 2134 2120 30 000000	ESSER 3 HEALTH SERV IMRF	7,000.00	376.29	714.23	6,285.77	0.00	4,741.06	10.20
51E105 2190 2120 00 000000	ADAMS SUPPORT IMRF	1,000.00	0.00	0.00	1,000.00	0.00	449.96	0.00
51E107 2190 2120 00 000000	JEFFERSON SUPPORT IMRF	1,700.00	37.76	37.76	1,662.24	0.00	670.67	2.22
51E108 2190 2120 00 000000	LINCOLN SUPPORT IMRF	1,200.00	105.04	105.04	1,094.96	0.00	963.38	8.75
51E109 2190 2120 00 000000	LONGFELLOW SUPPORT IMRF	2,300.00	29.52	29.52	2,270.48	0.00	626.69	1.28
51E110 2190 2120 00 000000	WASHINGTON SUPPORT IMRF	8,000.00	351.81	351.81	7,648.19	0.00	6,027.80	4.40
51E204 2190 2120 00 000000	JH SUPPORT STAFF IMRF	2,300.00	234.65	234.65	2,065.35	0.00	1,498.93	10.20
51E303 2190 2120 00 000000	HS SUPPORT STAFF IMRF	14,000.00	447.54	447.54	13,552.46	0.00	11,642.25	3.20
51E000 2210 2120 00 000000	STAFF DEV IMRF	6,200.00	323.32	646.64	5,553.36	0.00	4,509.41	10.43
51E940 2210 2120 30 000000	ESSER IMRF	0.00	0.00	0.00	0.00	0.00	0.00	0.00
51E960 2210 2120 30 000000		0.00	0.00	0.00	0.00	0.00	12.02	0.00
51E000 2225 2120 00 000000	TECHNOLOGY IMRF	37,000.00	2,002.14	4,004.28	32,995.72	0.00	28,018.23	10.82
51E000 2321 2120 00 000000	ADMIN IMRF	7,500.00	411.14	822.28	6,677.72	0.00	5,776.80	10.96
51E105 2410 2120 00 000000	PRINCIPAL IMRF	7,000.00	427.46	813.16	6,186.84	0.00	5,668.39	11.62
51E107 2410 2120 00 000000	PRINCIPAL IMRF	5,600.00	318.86	619.62	4,980.38	0.00	4,341.87	11.06
51E108 2410 2120 00 000000	PRINCIPAL IMRF	13,000.00	304.36	588.20	12,411.80	0.00	11,179.02	4.52
51E109 2410 2120 00 000000	PRINCIPAL IMRF	12,500.00	310.54	602.81	11,897.19	0.00	10,843.12	4.82
51E110 2410 2120 00 000000	PRINCIPAL IMRF	6,200.00	339.12	656.58	5,543.42	0.00	4,769.09	10.59
51E204 2410 2120 00 000000	PRINCIPAL IMRF	10,000.00	572.90	1,171.14	8,828.86	0.00	7,866.57	11.71
51E303 2410 2120 00 000000	PRINCIPAL IMRF	25,000.00	603.02	1,172.13	23,827.87	0.00	18,451.57	4.69
51E000 2510 2120 00 000000	BUS. MGR. IMRF	15,000.00	730.28	1,599.25	13,400.75	0.00	10,074.96	10.66
51E000 2520 2120 00 000000	FISCAL IMRF	14,000.00	669.88	1,409.11	12,590.89	0.00	9,312.24	10.07
51E000 2542 2120 00 000000	CUST./MAINT. IMRF	60,000.00	3,469.31	6,576.85	53,423.15	0.00	43,912.79	10.96
51E105 2542 2120 00 000000	CUST./MAINT. IMRF	15,000.00	584.17	1,141.53	13,858.47	0.00	7,998.03	7.61
51E107 2542 2120 00 000000	CUST./MAINT. IMRF	15,000.00	788.99	1,390.87	13,609.13	0.00	9,602.66	9.27
51E108 2542 2120 00 000000	CUST./MAINT. IMRF	13,000.00	1,097.97	1,870.72	11,129.28	0.00	10,651.26	14.39
51E109 2542 2120 00 000000	CUST./MAINT. IMRF	8,400.00	548.13	1,062.35	7,337.65	0.00	7,362.56	12.65
51E110 2542 2120 00 000000	CUST./MAINT. IMRF	19,000.00	799.64	1,488.12	17,511.88	0.00	12,095.30	7.83
51E204 2542 2120 00 000000	CUST./MAINT. IMRF	20,000.00	1,261.93	2,191.33	17,808.67	0.00	17,116.17	10.96
51E303 2542 2120 00 000000	CUST./MAINT. IMRF	37,000.00	2,306.04	4,534.51	32,465.49	0.00	31,737.35	12.26
51E000 2550 2120 00 000000	TRANS. IMRF	3,500.00	167.46	334.92	3,165.08	0.00	2,328.06	9.57
51E000 2560 2120 84 000000	FOOD SERVICE IMRF	15,000.00	674.20	1,511.56	13,488.44	0.00	10,637.55	10.08
51E105 2560 2120 84 000000	FOOD SERV. IMRF	12,000.00	521.31	521.31	11,478.69	0.00	10,626.44	4.34

Account Number	Account Level Description Account Number	2023-24 Original Budget	August 2023-24 Monthly Activity	2023-24 FYTD Activity	2023-24 Available Funds	Encumbered Amount	2022-23 FY Activity	2023-24 FYTD %
51	ILLINOIS MUNICIPAL RETIREMENT							
51E107 2560 2120 84 000000	FOOD SERV. IMRF	12,000.00	380.30	380.30	11,619.70	0.00	7,727.89	3.17
51E108 2560 2120 84 000000	FOOD SERV. IMRF	16,000.00	568.81	568.81	15,431.19	0.00	31,282.46	3.56
51E109 2560 2120 84 000000	FOOD SERVICE IMRF	12,000.00	449.77	449.77	11,550.23	0.00	8,872.48	3.75
51E110 2560 2120 84 000000	FOOD SERV. IMRF	16,000.00	497.10	541.48	15,458.52	0.00	12,494.65	3.38
51E204 2560 2120 84 000000	FOOD SERV. IMRF	19,000.00	624.66	624.66	18,375.34	0.00	16,794.01	3.29
51E303 2560 2120 84 000000	FOOD SERV. IMRF	20,000.00	830.55	830.55	19,169.45	0.00	17,755.77	4.15
51E960 2560 2120 30 000000	ESSER 2 FOOD SERV IMRF	500.00	0.00	324.53	175.47	0.00	5,139.84	64.91
51E965 2560 2120 30 000000	ESSER 3 Food Serv IMRF	6,000.00	0.00	0.00	6,000.00	0.00	0.00	0.00
51E000 3901 2120 00 000000	AFTERCATS IMRF	0.00	2.40	2.40	-2.40	0.00	0.00	0.00
51E105 3901 2120 00 000000	ADAMS AFTERCATS IMRF	1,000.00	0.00	0.00	1,000.00	0.00	560.06	0.00
51E107 3901 2120 00 000000	AFTERCATS IMRF	1,300.00	33.51	33.51	1,266.49	0.00	781.32	2.58
51E108 3901 2120 00 000000	AFTERCATS IMRF	2,500.00	91.15	91.15	2,408.85	0.00	2,090.09	3.65
51E109 3901 2120 00 000000	LONGFELLOW AFTERCATS IMRF	2,300.00	32.95	32.95	2,267.05	0.00	807.22	1.43
51E110 3901 2120 00 000000	WA AFTERCATS IMRF	2,500.00	82.68	82.68	2,417.32	0.00	1,672.24	3.31
51E204 3901 2120 00 000000	JH AFTERCATS IMRF	1,400.00	73.83	73.83	1,326.17	0.00	1,028.10	5.27
51---- ---- ---- -- ------		621,170.00	28,313.60	50,619.97	570,550.03	0.00	483,319.01	8.15
60	CAPITAL PROJECTS FUND OR FUND							
60E000 2532 5100 01 000001	LAND PURCHASE	0.00	0.00	0.00	0.00	0.00	0.00	0.00
60E000 2533 5230 00 000000	ARCH LOCAL PROJECTS	113,000.00	0.00	0.00	113,000.00	0.00	0.00	0.00
60E000 2533 5230 00 020084	ARCHITECT PAVEMENT PLAYGROU	0.00	0.00	0.00	0.00	0.00	0.00	0.00
60E000 2533 5230 00 220320	Jefferson Pre-k Doors Windo	18,000.00	6,600.07	9,972.86	8,027.14	0.00	41,825.20	55.40
60E000 2533 5230 00 220660	ARCH WA HVAC PHASE 1	41,500.00	1,637.63	1,637.63	39,862.37	0.00	39,790.80	3.95
60E000 2533 5230 00 220910	ARCH FIRE ALARMS	40,000.00	7,779.50	12,700.50	27,299.50	0.00	52,894.53	31.75
60E000 2533 5230 00 220980	ARCH HS ADA PHASE 6	12,000.00	740.54	1,747.93	10,252.07	0.00	17,031.14	14.57
60E000 2533 5230 00 220990	ARCH JH EXTERIOR IMPROVMENT	25,000.00	6,939.88	13,323.59	11,676.41	0.00	65,807.14	53.29
60E000 2533 5230 00 221000	ARCH PARKING LOTS	34,000.00	25,742.24	26,566.94	7,433.06	0.00	41,161.35	78.14
60E000 2533 5230 03 019042	MHS - PHASE 3 ARCHITECT	0.00	0.00	0.00	0.00	0.00	0.00	0.00
60E000 2533 5230 03 020080	ARCHITECT MHS PHASE 4	0.00	0.00	0.00	0.00	0.00	0.00	0.00
60E000 2533 5230 03 020083	ARCHITECT FB FIELD SEWER RE	0.00	0.00	0.00	0.00	0.00	0.00	0.00
60E000 2533 5230 03 022013	ARCH JH GEN RENOVATIONS PH	0.00	0.00	0.00	0.00	0.00	34,781.53	0.00
60E107 2533 5230 00 230440	Arch Jefferson Library	52,000.00	36,814.97	36,814.97	15,185.03	0.00	0.00	70.80
60E110 2533 5230 00 021053	ARCHITECT WA ACCESSIBILITY	0.00	0.00	0.00	0.00	0.00	0.00	0.00
60E110 2533 5230 00 220660	HVAC Washington	0.00	4,300.50	4,300.50	-4,300.50	0.00	0.00	0.00
60E204 2533 5230 00 022013	ARCH JH GENERAL RENOVATIONS	0.00	0.00	0.00	0.00	0.00	5,444.08	0.00
60E303 2533 5230 00 021095	ARCHITECT HS ADA Phase 5	0.00	0.00	0.00	0.00	0.00	1,125.54	0.00

Account Number	Account Level Description Account Number	2023-24 Original Budget	August 2023-24 Monthly Activity	2023-24 FYTD Activity	2023-24 Available Funds	Encumbered Amount	2022-23 FY Activity	2023-24 FYTD %
60	CAPITAL PROJECTS FUND OR FUND							
60E000 2535 3190 00 000002	UNIT 2 LOCAL PROJECTS	200,000.00	0.00	0.00	178,786.00	21,214.00	126,220.99	0.00
60E000 2535 5230 00 019042	MHS AC PHASE 3	0.00	0.00	0.00	0.00	0.00	15,120.00	0.00
60E000 2535 5230 00 020084	PAVEMENT/PLAYGROUND SURFACE	0.00	0.00	0.00	0.00	0.00	0.00	0.00
60E000 2535 5230 00 220660	HVAC WASH Project 22066	0.00	-1,637.63	-1,637.63	1,637.63	0.00	0.00	0.00
60E000 2535 5230 00 220910	FIRE ALARMS WA JH	330,000.00	122,787.00	219,834.00	110,166.00	0.00	56,654.00	66.62
60E000 2535 5230 00 221000	JEF LIN PARKING LOTS	440,000.00	258,898.61	417,181.90	22,818.10	0.00	0.00	94.81
60E107 2535 5230 00 220320	JEFFERSON PRE K DOOR & WIND	345,000.00	83,436.30	105,702.30	239,297.70	0.00	96,232.50	30.64
60E107 2535 5230 00 230440	Jefferson Library	550,000.00	0.00	0.00	550,000.00	0.00	0.00	0.00
60E110 2535 5230 00 021053	WASHINGTON ACCESSIBILITY	0.00	0.00	0.00	0.00	0.00	0.00	0.00
60E110 2535 5230 00 220660	WA HVAC PHASE I	340,000.00	83,258.10	226,742.93	113,257.07	0.00	122,086.93	66.69
60E204 2535 5230 00 022013	JH GENERAL RENOVATIONS	0.00	0.00	0.00	0.00	0.00	812,480.67	0.00
60E204 2535 5230 00 220990	JH EXTERIOR IMPROVEMENTS	700,000.00	287,014.50	469,756.80	230,243.20	0.00	34,692.30	67.11
60E303 2535 5230 00 020016	MHS FOOTBALL LIGHTS/SEWER	0.00	0.00	0.00	0.00	0.00	0.00	0.00
60E303 2535 5230 00 020080	MHS PHASE 4 CONSTRUCTION	0.00	0.00	0.00	0.00	0.00	0.00	0.00
60E303 2535 5230 00 021095	HS ADA Phase 5	0.00	0.00	0.00	0.00	0.00	278,516.29	0.00
60E303 2535 5230 00 220980	MHS ADA PHASE 6	190,000.00	58,596.30	134,094.11	55,905.89	0.00	0.00	70.58
60E000 8410 6600 00 000000	NEW AS PRINCIPAL PMT TO FUN	705,000.00	0.00	0.00	705,000.00	0.00	690,000.00	0.00
60E000 8510 6600 00 000000	NEW AS INTEREST PMT TO FUND	46,496.00	0.00	0.00	46,496.00	0.00	61,882.50	0.00
60---- ---- ---- -- ------		4,181,996.00	982,908.51	1,678,739.33	2,482,042.67	21,214.00	2,593,747.49	40.14
70	WORKING CASH FUND							
70E000 8110 0000 10 000000	PERMANENT XFER TO EDUCATION	0.00	0.00	0.00	0.00	0.00	0.00	0.00
70E000 8120 7100 00 000000	TRANS INTEREST	0.00	0.00	0.00	0.00	0.00	0.00	0.00
70---- ---- ---- -- ------		0.00	0.00	0.00	0.00	0.00	0.00	0.00
80	TORT IMMUNITY AND JUDGMENT FUN							
80E000 2361 3800 00 000000	TORT: WORKERS COMPENSATION	156,000.00	0.00	155,435.00	565.00	0.00	197,625.00	99.64
80E000 2365 3180 00 000000	TORT: LEGAL SERVICES	80,000.00	0.00	3,465.37	76,534.63	0.00	88,044.57	4.33
80E000 2365 3190 00 000000	TORT: CONTRACTUAL SERVICES	10,000.00	0.00	0.00	10,000.00	0.00	0.00	0.00
80E000 2365 3800 00 000000	TORT: PROPERTY CASUALTY	425,000.00	5,811.00	5,811.00	419,189.00	0.00	343,498.92	1.37
80E000 2365 3800 00 000001	TORT: UNEMPLOYMENT	15,000.00	0.00	2,056.81	12,943.19	0.00	3,769.08	13.71
80---- ---- ---- -- ------		686,000.00	5,811.00	166,768.18	519,231.82	0.00	632,937.57	24.31

Account Number	Account Level Description Account Number	2023-24 Original Budget	August 2023-24 Monthly Activity	2023-24 FYTD Activity	2023-24 Available Funds	Encumbered Amount	2022-23 FY Activity	2023-24 FYTD %
90	FIRE PREVENTION AND SAFETY FUN							
90E000 2533 3010 02 001203	Jr.High 10 YR HLS REPORT	20,000.00	0.00	0.00	20,000.00	0.00	0.00	0.00
90E000 2533 3010 04 001001	CS 10 YR HLS REPORT	0.00	0.00	0.00	0.00	0.00	0.00	0.00
90E000 2533 3010 06 001407	Lincoln HLS 10 YR Survey	0.00	0.00	0.00	0.00	0.00	0.00	0.00
90E000 2533 3010 07 000000	JEFFHI HLS 10 YR SURVEY	0.00	0.00	0.00	0.00	0.00	0.00	0.00
90E000 2533 3010 07 001405	Long. HLS 10 Yr Survey	0.00	0.00	0.00	0.00	0.00	0.00	0.00
90E000 2533 3010 08 001406	Wash. HLS 10 Yr Survey	0.00	0.00	0.00	0.00	0.00	0.00	0.00
90E108 2533 5230 00 000000	ARCH FEE LINCOLN HVAC/ROOF/	0.00	0.00	0.00	0.00	0.00	25,586.02	0.00
90E000 2535 5230 00 019095	LINCOLN ELEM ROOF PROJECT	0.00	0.00	0.00	0.00	0.00	0.00	0.00
90E000 2535 5230 00 020018	LINCOLN HVAC/ROOF/DOORS	0.00	0.00	0.00	0.00	0.00	383,677.67	0.00
90E000 8990 0000 00 000000	Other Sources	0.00	0.00	0.00	0.00	0.00	0.00	0.00
90---- ---- ---- -- ------		20,000.00	0.00	0.00	20,000.00	0.00	409,263.69	0.00
Grand Expense Totals		58,780,614.00	4,833,829.12	9,689,136.56	48,012,724.05	1,060,007.27	57,325,402.98	16.48

Number of Accounts: 2356

********** End of report **********